

22 January 2024

Greater Hume Council  
PO Box 99  
Holbrook NSW 2644

Attention: Colin Kane, Director Environment & Planning

Via email

Dear Colin,

**Re: Proposed Reclassification and Sale of Community Land  
Holbrook IGA Redevelopment  
163 Albury Street, Holbrook – Commander Holbrook Memorial Park**

Habitat Planning has recently been engaged by the owners of the Holbrook IGA who are currently investigating options to expand the existing supermarket located at 155 Albury Street, Holbrook.

As part of the expansion, a new freestanding supermarket building is proposed to be constructed towards the rear of the site fronting Wallace Street with the existing car park fronting Albury Street proposed to be expanded. As a result of the works, the existing hardware store would also be expanded.

A concept site plan of the proposed development is included with this request and is reproduced below. It is noted that the general layout and design is similar to the Jindera Shopping Complex and recently completed Baranduda IGA.



Figure 1 | Concept Site Plan

As part of the construction of the new supermarket, the existing car park will need to be expanded to achieve the relevant car parking requirements of Council's planning controls. This would require an extension into the adjoining Commander Holbrook Memorial Park located immediately to the north on the corner of Wallace Street and Albury Street, which is described as Lot 10, DP571557 and addressed as 163 Albury Street, Holbrook.



**Figure 2 | Site Plan identifying Community Land proposed to be reclassified and purchased**

The land is currently classified as “Community Land” under Section 26 of the *Local Government Act 1993* (‘LG Act’). Under the provisions of this Act, should Council decide to support this request, it is unable to dispose of Community Land via either a long term lease or sale.

In order to sell this land, Council will need to reclassify the land from “Community Land” to “Operational Land” via a formal amendment to its Local Environmental Plan (‘LEP’) in accordance with Section 27 of the LG Act. This process will also require the removal of the war memorial dedication that currently applies to this land.

A Planning Proposal will need to be prepared in accordance with Division 3.4 of the *Environmental Planning & Assessment Act 1979* (EP&A Act). A public hearing will also need to be conducted as the Planning Proposal involves the reclassification of Community Land as per Section 29 of the LG Act.

As the works will impact the existing heritage listed Submarine scale model (Heritage Item No. 1118), the applicant proposes to relocate this scale model to the corner of Hay and Albury streets located south of 10 Mile Creek located opposite the War Memorial. A letter of support has been received from the Holbrook Lions Club regarding the relocation.

A further consequential amendment to the Heritage Maps and Schedule 5 of the LEP will also be required to reflect the relocation of this local heritage item.



**Figure 3 | Extract of Heritage Map to be amended should Heritage Item I118 be relocated**


Whilst it is acknowledged that the proposal would result in a reduction of public open space and the relocation of a heritage item, the proposal is considered to have merit for the following reasons:

- The proposal will support the establishment of a medium sized supermarket, which will significantly improve the range and type of products currently available within the town.
- The proposal will also support a subsequent expansion of the existing hardware store, which will again support the broader community.
- The heritage-listed submarine scale model will be retained, but however relocated to the southern end of Albury Street, which will ensure that this community asset is maintained and still available for public viewing.
- This relocated item (including associated memorial gates) will be integrated and designed into the existing Holbrook War Memorial.
- A letter of support has been provided by the Holbrook Lions Club regarding the relocation of this item.
- The current site has no historical association with the submarine scale model other than being adjacent to the HMAS Otway located on the northern side of Wallace Street.
- Although dedicated as a War memorial, Council does not conduct any ceremonies on this property.
- The owner is willing to acquire the land in accordance with the *Land Acquisition (Just Terms Compensation) Act 1991*.
- The applicant will pay for the reasonable relocation and re-establishment costs of the submarine scale model, as well as any other associated works.

Before proceeding to prepare relevant Planning Proposal documentation, it has been recommended by relevant Greater Hume Council staff that an initial request be submitted, so Council can consider whether it supports the general concept of the proposal.

The purpose of this letter is not to seek formal approval from Council to reclassify and sell the land, but rather to indicate whether Council has any fundamental objections to the proposed development.

Should you have any queries please contact the undersigned directly on 6021 0662 or [matt@habitatplanning.com.au](mailto:matt@habitatplanning.com.au).



**Matt Johnson**  
Senior Planner



# Lions Club of Holbrook

Dear Mick

Having spoken with former Apexians and older community members the Lions Club of Holbrook are in agreement for the relocation of the B11 Submarine for the redevelopment of IGA and the benefits this would have for the town.

However, the proposed site on the map we feel does not do justice to the icon and what it represents. We would like to see it relocated to the Ten Mile Creek Park on the Western /Southern side of the bridge to match the mesh 'Welcome' submarine on the Eastern/ Southern side of the bridge. There is a concrete slab with an unseated shelter that could be altered to make a suitable site. Take away the shelter, extend the slab if required and relocate the B11.

Many travellers stop at the area to allow their dogs to have a quick run. Others walk up from the Caravan Park and the Jolly Swagman Motel to the pub or club for a meal and even IGA for milk and bread. Tourists also stop for the National Museum of Australian Pottery and the Woolpack Inn Museum making this site high profile. This location would restore the significance of the B11 rather than being over shadowed by the Otway. The B11 is the reason why Holbrook is known as the submarine town and indeed why we are called Holbrook.

This location would need to have council approval, we are open to discussion with all parties.

Lions Club of Holbrook President

Elizabeth MacLean

20 September 2023

Document Name	Document Version Number	Review Date
Social Media Policy	1.0.3	June 2025
Date Adopted	Minute Number	Status
<a href="#">Click here to enter a date.</a>		Revised

## Purpose

The purpose of this policy is to provide Greater Hume Council (GHC), Councillors and employees with standards of use as they engage in conversations or interactions using social media.

## Definitions

- **Authorised user** - members of council staff who are authorised by the General Manager or SMC to upload content and engage on the Council's social media platforms on the Council's behalf.
- **Council official** - councillors, members of staff and delegates of the council (including members of committees that are delegates of the council).
- **Minor** - for the purposes of clause 3.4(b) of this policy, is a person under the age of 18 years.
- **Personal information** - information or an opinion (including information or an opinion forming part of a database and whether or not recorded in a material form) about an individual whose identity is apparent or can reasonably be ascertained from the information or opinion.
- **SMC** - is a council's social media coordinator appointed under clause 1.7 of this policy.
- **Social media** - online platforms and applications - such as but not limited to social networking sites, wikis, blogs, microblogs, video and audio sharing sites, and message boards - that allow people to easily publish, share and discuss content. Examples of social media platforms include, but are not limited to Facebook, Twitter, Snapchat, LinkedIn, Yammer, YouTube, Instagram, Flickr and Wikipedia.
- **Person** – Not an authorised user that contributes content to a social media page.

## Principles

The councillors, staff and other officials of GHC are committed to upholding and promoting the following principles of social media engagement:

- **Openness** - Our social media platforms are places where anyone can share and discuss issues that are relevant to our Council and the community we represent and serve.
- **Relevance** - We will ensure our social media platforms are kept up to date with informative content about our Council and community.
- **Accuracy** - The content we upload onto our social media platforms and any other social media platform will be a source of truth for our Council and community and we will prioritise the need to correct inaccuracies when they occur.
- **Respect** - Our social media platforms are safe spaces. We will uphold and promote the behavioural standards contained in this policy and our Council's Code of Conduct, Media Policy, Internet Email and Computer Use Policy when using our social media platforms and any other social media platform.

## Part 1 - Administrative structure for council's social media platforms

### Platforms

- 1.1 Council will maintain a presence on an relevant social media platforms such as;
  - Facebook
  - Instagram
  - LinkedIn
- 1.2 Council's social media platforms must provide a clearly accessible link to the rules for engaging on the platforms.

### Establishment and deletion of Council social media platforms

- 1.3 A new council social media platform, or a social media platform proposed by a council related entity (for example, a council committee), can only be established or deleted with the written approval of the General Manager or their delegate.
- 1.4 Where a council social media platform is established or deleted in accordance with clause 1.3, the General Manager or their delegate may amend clause 1.1 of this policy without the need for endorsement by the Council's governing body.

### Appointment and role of the Social Media Coordinator

- 1.5 The General Manager will appoint a member of council staff to be the Council's Social Media Coordinator (SMC). The SMC should be a senior and suitably qualified member of staff.
- 1.6 The General Manager may appoint more than one SMC.
- 1.7 The SMC's role is to:
  - a) approve and revoke a staff member's status as an authorised user,
  - b) develop and/or approve the training and/or induction to be provided to authorised users,
  - c) maintain a register of authorised users,
  - d) maintain effective oversight of authorised users,
  - e) moderate the Council's social media platforms in accordance with Part 4 of this policy,
  - f) ensure that Council complies with its record keeping obligations under the State Records Act 1998 in relation to social media (see clauses 6.1 to 6.4 of this policy),
  - g) ensure that Council adheres to the rules of the social media platform(s),
  - h) ensure that Council's social media platforms are set up and maintained in a way that maximises user friendliness and any technical problems are resolved promptly,
  - i) ensure that people from marginalised groups can access information with ease.
- 1.8 The SMC may delegate their functions under paragraphs (e) and (f) of clause 1.7 to authorised users.
- 1.9 The SMC is an authorised user for the purposes of this policy.

### Appointment and role of Authorised users

- 1.10 The General Manager/SMC will appoint authorised users when required.
- 1.11 An authorised user must receive a copy of this policy and induction training on social media use and Council's obligations before uploading content on Council's behalf.
- 1.12 The role of an authorised user is to:
  - a) ensure, to the best of their ability, that the content they upload onto social media platforms is accurate,
  - b) correct inaccuracies in Council generated content,
  - c) engage in discussions and answer questions on Council's behalf on social media platforms,

- d) keep the Council's social media platforms up to date,
  - e) where authorised to do so by the SMC:
    - i) moderate the Council's social media platforms in accordance with Part 4 of this policy,
    - ii) ensure the Council complies with its record keeping obligations under the State Records Act 1998 in relation to social media (see clauses 6.1 to 6.4 of this policy).
- 1.13 When engaging on social media on Council's behalf (such as, but not limited to, on a community social media page), an authorised user must identify themselves as a member of Council staff but they are not obliged to disclose their name or position within Council.
- 1.14 Authorised users must not use Council's social media platforms for personal reasons.

### Ceasing to be an authorised user

- 1.15 The General Manager / SMC may revoke a staff member's status as an authorised user, if:
- a) the staff member makes such a request,
  - b) the staff member has failed to comply with this policy,
  - c) the General Manager/SMC is of the reasonable opinion that the staff member is no longer suitable to be an authorised user.

## Part 2 - Administrative framework for councillors' social media platforms

- 2.1 For the purposes of this policy, councillor social platforms are not council social media platforms. Part 1 of this policy does not apply to councillors' social media platforms.
- 2.2 Councillors are responsible for the administration and moderation of their own social media platforms (in accordance with Parts 2 and 4 of this policy), and ensuring they comply with the record keeping obligations under the State Records Act 1998 (see clauses 6.1 to 6.4 of this policy) and council's records management policy in relation to social media.
- 2.3 Clause 2.2 also applies to councillors in circumstances where another person administers, moderates, or uploads content onto their social media platform.
- 2.4 Councillors must comply with the rules of the platform when engaging on social media.

### Induction and training

- 2.5 Councillors who engage, or intend to engage, on social media must receive induction training on social media use. Induction training can be undertaken either as part of the councillor's induction program or as part of their ongoing professional development program.

### Identifying as a councillor

- 2.6 Councillors must identify themselves on their social media platforms in the following format: Councillor "First Name and Last Name".
- 2.7 A councillor's social media platform must include a profile photo which is a clearly identifiable image of the councillor.
- 2.8 If a councillor becomes or ceases to be the mayor, deputy mayor, or the holder of another position (for example, chairperson of a committee), this must be clearly stated on the councillor's social media platforms and updated as soon as possible of a change in circumstances.

### Other general requirements for councillors' social media platforms

- 2.9 Councillor social media platforms must specify or provide a clearly accessible link to the rules for engagement on the platform.
- 2.10 A councillor's social media platform must include a disclaimer to the following effect: "The views expressed and comments made on this social media platform are my own and not that of Greater Hume Council".
- 2.11 Despite clause 2.10, mayoral or councillor media releases and other content that has been



authorised according to the Council's media and communications protocols may be uploaded onto a councillor's social media platform.

2.12 Councillors may upload publicly available Council information onto their social media platforms.

### **Councillor queries relating to social media platforms**

2.13 Questions from councillors relating to their obligations under this policy, technical queries relating to the operation of their social media platforms, or managing records on social media may be directed to the General Manager in the first instance, in accordance with Council's councillor requests protocols.

### **Other social media platforms administered by councillors**

2.14 A councillor must advise the General Manager of any social media platforms they administer on which content relating to the Council or council officials is, or is expected to be, uploaded. The councillor must do so as soon as possible:

- a) of becoming a councillor, or
- b) of becoming the administrator.

## **Part 3 - Standards of conduct on social media**

3.1 This policy only applies to council officials' use of social media in an official capacity or in connection with their role as a council official. The policy does not apply to personal use of social media that is not connected with a person's role as a council official.

3.2 Council officials must comply with the Council's code of conduct when using social media in an official capacity or in connection with their role as a council official.

3.3 Council officials must not use social media to post or share comments, photos, videos, electronic recordings or other information that:

- a) is defamatory, offensive, humiliating, threatening or intimidating to other council officials or members of the public,
- b) contains profane language or is sexual in nature,
- c) constitutes harassment and/or bullying within the meaning of the Model Code of Conduct for Local Councils in NSW, or is unlawfully discriminatory,
- d) is contrary to their duties under the Work Health and Safety Act 2011 and their responsibilities under any policies or procedures adopted by GHC to ensure workplace health and safety,
- e) contains content about GHC, council officials or members of the public that is misleading or deceptive,
- f) divulges confidential GHC information,
- g) breaches the privacy of other council officials or members of the public,
- h) contains allegations of suspected breaches of GHC's Code of Conduct or information about the consideration of a matter under the Procedures for the Administration of the Model Code of Conduct for Local Councils in NSW,
- i) could be perceived to be an official comment on behalf of GHC where they have not been authorised to make such comment,
- j) commits GHC to any action,
- k) violates an order made by a court,
- l) breaches copyright,
- m) advertises, endorses or solicits commercial products or business,
- n) constitutes spam,
- o) is in breach of the rules of the social media platform.

3.4 Council officials must:

- a) attribute work to the original author, creator or source when uploading or linking to content produced by a third party,
  - b) obtain written permission from a minor's parent or legal guardian before uploading content in which the minor can be identified.
- 3.5 Council officials must exercise caution when sharing, liking, retweeting content as this can be regarded as an endorsement and/or publication of the content.
- 3.6 Council officials must not incite or encourage other persons to act in a way that is contrary to the requirements of this Part.
- 3.7 Councillors must uphold and accurately represent the policies and decisions of the Council's governing body but may explain why they voted on a matter in the way that they did (see section 232(1)(f) of the Local Government Act 1993).

### Part 4 - Moderation of social media platforms

- 4.1 Council officials who are responsible for the moderation of the Council's or councillors' social media platforms may remove content and 'block' or ban a person from those platforms. Such actions must be undertaken in accordance with this Part.
- 4.2 For the purposes of this Part, 'social media platform' and 'platform' means both the Council's and councillors' social media platforms.

#### Rules

- 4.3 Social media platforms must state or provide an accessible link to the 'Rules' for engaging on the platform.
- 4.4 At a minimum, the Rules should specify:
- a) the principles of social media engagement referred to in this policy,
  - b) the type of behaviour or content that will result in that content being removed or 'hidden', or a person being blocked or banned from the platform,
  - c) the process by which a person can be blocked or banned from the platform and rights of review,
  - d) a statement relating to privacy and personal information (see clause 6.4 of this policy)
  - e) when the platform will be monitored (for example weekdays 9am – 5pm, during the Council's business hours),
  - f) that the social media platform is not to be used for making complaints about the Council or council officials.
- 4.5 For the purposes of clause 4.4(b), third parties engaging on social media platforms must not post or share comments, photos, videos, electronic recordings or other information that:
- a) is defamatory, offensive, humiliating, threatening or intimidating to council officials or members of the public,
  - b) contains profane language or is sexual in nature,
  - c) constitutes harassment and/or bullying within the meaning of the Model Code of Conduct for Local Councils in NSW, or is unlawfully discriminatory,
  - d) contains content about the Council, council officials or members of the public that is misleading or deceptive,
  - e) breaches the privacy of council officials or members of the public,
  - f) contains allegations of suspected breaches of the Council's code of conduct or information about the consideration of a matter under the Procedures for the Administration of the Model Code of Conduct for Local Councils in NSW,
  - g) violates an order made by a court,
  - h) breaches copyright,
  - i) advertises, endorses or solicits commercial products or business,

- j) constitutes spam,
- k) would be in breach of the rules of the social media platform.

### **Removal or 'hiding' of content**

- 4.6 Where a person uploads content onto a social media platform that, in the reasonable opinion of the moderator, is of a kind specified under clause 4.5, the moderator may remove or 'hide' that content.
- 4.7 Prior to removing or 'hiding' the content, the moderator must make a record of it (for example, a screenshot).
- 4.8 If the moderator removes or 'hides' the content under clause 4.6, they must, where practicable, notify the person who uploaded the content that it has been removed and the reason(s) for its removal and their rights of review.
- 4.9 A person may request a review of a decision by a moderator to remove or 'hide' content under clause 4.6. The request must be made in writing to the General Manager and state the grounds on which the request is being made.
- 4.10 Where a review request is made under clause 4.9, the review is to be undertaken by the General Manager/SMC or a member of staff nominated by the General Manager who is suitably qualified and who was not involved in the decision to remove or 'hide' the content.

### **Blocking or banning**

- 4.11 If a person uploads content that is removed or 'hidden' under clause 4.6 of this policy on more than one occasion, that person may be blocked or banned from the social media platform / all social media platforms.
- 4.12 A person may only be blocked or banned from a Council social media platform with the approval of the General Manager/SMC. This clause does not apply to blocking or banning a person from a councillor's social media platform.
- 4.13 Prior to blocking or banning a person from a social media platform, the person must, where practicable, be advised of the intention to block or ban them and be given a chance to respond. Any submission made by the person must be considered prior to a determination being made. After consideration, if the decision is made to block or ban a person, the person must, where practicable, be notified in writing of the decision and the reasons for it. The written notice must also advise the person which social media platforms and the duration that they are blocked or banned from inform them of their rights of review. The review request must be made in writing to the General Manager and state the grounds on which the request is being made.
- 4.14 The duration of the block or ban is to be determined by the General Manager/SMC, or in the case of a councillor's social media platform, the councillor.
- 4.16 Despite clauses 4.11 to 4.15, where a person uploads content of a kind referred to under clause 4.5, and the moderator is reasonably satisfied that the person's further engagement on the social media platform poses a risk to health and safety or another substantive risk (such as the uploading of defamatory content), an interim block or ban from the platform/all platforms may be imposed on the person immediately for a period to be determined by the General Manager.
- 4.17 A person who is blocked or banned from the platform/all platforms under clause 4.16 must, where practicable, be given a chance to respond to the interim block or ban being imposed. Any submission made by the person must be considered when determining whether the interim block or ban is to be removed or retained under clauses 4.11 to 4.15.
- 4.19 Where a review request is made under clause 4.18, the review is to be undertaken by the General Manager or a member of staff nominated by the General Manager who is suitably qualified and who was not involved in the decision to block or ban the person. Where the decision to block or ban the person was made by the General Manager, the review must be undertaken by another senior and suitably qualified member of staff who was not involved in the decision.

- 4.20 Where a person that is the subject of a block or ban continues to engage on a social media platform(s) using an alternative social media account, profile, avatar, etc., a moderator may block or ban the person from the platform(s) immediately. In these circumstances, clauses 4.11 to 4.19 do not apply.
- 4.21 Where a person uploads content that maybe considered a gross breach of the model code of conduct on social platforms or the rules outlined in 4.5, the General Manager reserves the right to immediately and without notice remove the post and block the person.

### Use of social media during emergencies

- 5.1 During emergencies, such as natural disasters or public health incidents, the General Manager/SMC will be responsible for the management of content on the Council's social media platforms.
- 5.2 To ensure consistent messaging both during and after an emergency, authorised users and council officials must not upload content onto the Council's or their own social media platforms which contradicts advice issued by the agency coordinating the emergency response, or agencies supporting recovery efforts.
- 5.3 Training on social media use during emergencies should be included in training and/or induction provided to authorised users and councillors.

### Records management and privacy requirements

#### Records management

- 6.1 Social media content created, sent and received by council officials (including councillors) acting in their official capacity is a council record and may constitute open access information or be subject to an information access application made under the Government Information (Public Access) Act 2009. These records must be managed in accordance with the requirements of the State Records Act 1998 and the Council's approved records management policies and practices.
- 6.2 You must not destroy, alter, or remove social media content unless authorised to do so. If you need to alter or remove social media content, you must do so in accordance with this policy, and consult with the Council's Records Manager and comply with the requirements of the State Records Act 1998.
- 6.3 When/if a councillor's term of office concludes, the councillor must contact the Council's Records Manager and General Manager/SMC to manage/transfer records of social media content created during their term of office and comply with the requirements of the State Records Act 1998.
- 6.4 In fulfilling their obligations under clauses 6.1 to 6.3, council officials should refer to any guidance issued by the State Archives and Records Authority of NSW relating to retention requirements for councils' and councillors' social media content.

#### Privacy considerations and requirements

- 6.5 Social media communications are in the public domain. Council officials should exercise caution about what personal information, if any, they upload onto social media.
- 6.6 The Privacy and Personal Information Protection Act 1998 applies to the use of social media platforms by the Council and councillors. To mitigate potential privacy risks, council officials will:
- advise people not to provide personal information on social media platforms,
  - inform people if any personal information they may provide on social media platforms is to be used for official purposes,
  - moderate comments to ensure they do not contain any personal information,

- d) advise people to contact the Council or councillors through alternative channels if they have personal information they do not want to disclose in a public forum.
- 6.7 Council officials must ensure they comply with the Health Records and Information Privacy Act 2002 when engaging on and/or moderating social media platforms. In fulfilling their obligations, council officials should refer to any guidance issued by the Information and Privacy Commission of NSW, such as, but not limited to, the Health Privacy Principles.

### Private use of social media

#### What constitutes 'private' use?

- 7.1 For the purposes of this policy, a council official's social media engagement will be considered 'private use' when the content they upload:
- is not associated with, or does not refer to, the Council, any other council officials, contractors, related entities or any other person or organisation providing services to or on behalf of the Council in their official or professional capacities, and
  - is not related to or does not contain information acquired by virtue of their employment or role as a council official.
- 7.2 If a council official chooses to identify themselves as a council official, either directly or indirectly (such as in their user profile), then they will not be deemed to be acting in their private capacity for the purposes of this policy.

GHC recognises that Council employees and Councillors may wish to use social media in their personal lives. The Policy does not intend to discourage nor unduly limit personal expression or online activities.

#### Use of social media during work hours

- 7.3 Council staff may access and engage on their private social media in work hours during periods of scheduled breaks.
- 7.4 Council staff who access and engage on social media in their private capacity during work hours must ensure it does not interfere with the performance of their official duties.

### Concerns or complaints

- 8.1 Concerns or complaints about the administration of a council's social media platforms should be made to Council's General Manager/SMC in the first instance.
- 8.2 Complaints about the conduct of council officials (including councillors) on social media platforms may be directed to the General Manager.
- 8.3 Complaints about a General Manager's conduct on social media platforms may be directed to the Mayor, Greater Hume Council.

### Breaches of this Policy

#### Councillors

- 9.1 Where a post by a Councillor could be considered a breach of this policy, this may constitute a subsequent breach of the Code of Conduct which could result in the appropriate action being undertaken by the Mayor.

#### Staff

- 9.2 Where a post by a staff member could be considered a breach of this policy, this may be subject to disciplinary action as per the Performance and Misconduct Procedure.

**Links to Policy**

Records Management Policy  
Code of Conduct  
Communication and Media Policy  
Information Technology Security Access Policy  
Internet, Email and Computer Use Policy

**Links to Procedure**

Information Technology Security Access Procedure  
Records Management Procedure  
Performance and Misconduct Procedure  
Social Media Procedure

**References**

NSW Government Social Media Guidelines - <https://www.nsw.gov.au/nsw-government-communications/social-media-guidelines>

**Responsibility**

General Manager

**Document Author**

Executive Assistant, Governance, Tourism and Communications

**Relevant Legislation**

Disability Inclusion Act 2014 and the Disability Inclusion Regulation 2014.  
Local Government Act 1993  
State Records Act 1998  
Privacy and Personal Information Protection Act 1998

**Associated Records**

Nil.

Document Name	Document Version Number	Review Date
Media and Communications Policy	1.0.1	June 2025
Date Adopted	Minute Number	Status
<a href="#">Click here to enter a date.</a>		Revised

### Purpose

The Media and Communication Policy has the following objectives;

- To ensure consistency and co-ordination by Councillors and staff in dealing with the media
- To clearly indicate Council's authorised spokespersons
- To ensure appropriate authorisation and responsibility for information provided
- To ensure that Council's communication principles are maintained - honest and accurate content, purposeful, written in plain English, jargon free, inclusive and where appropriate, confidential.

The effective dissemination of information and communication engagement is a vital element in building a positive identity for Council through awareness of its services, activities and projects, achievements and resources. Community engagement, consultation and public relations are embraced in this policy statement.

Effective communication will be achieved through the distribution of regular, consistent and truthful information in partnership with productive community consultation on key issues.

### Scope

This policy applies to Councillors, employees, volunteers and Section 355 Committee members.

### Definitions

- **Communication** - the imparting or exchanging of information between Council, the community and stakeholders.
- **Community** - includes all people who live, work, study or conduct business in, or who visit, use and enjoy the services, facilities and public places of Greater Hume Council area.
- **Consultation** - the provision of information and engagement by Council to its community and stakeholders (external and internal) that enables them to respond (expressing concerns and identified issues) so these can be considered before a final decision is made.
- **Social media** - online platforms and applications - such as but not limited to social networking sites, wikis, blogs, microblogs, video and audio sharing sites, and message boards - that allow people to easily publish, share and discuss content. Examples of social media platforms include, but are not limited to Facebook, Twitter, Snapchat, LinkedIn, Yammer, YouTube, Instagram, Flickr and Wikipedia.
- **Media** – official, registered publications and official, registered online news sites.
- **Public Relations material** – official speeches, promotional literature and website content.
- **Policy** - a set of ideas or a plan of what to do in particular situations that has been agreed to officially by Council.
- **Topical Issues** - are current and of a local interest (not necessarily related to Council business).

- **High profile** – contemporary issues which have generated a high media profile and therefore strong community interest (may not be related to Council business).
- **Operational matters** - relating to the day to day running of Council that are not deemed to be political or likely to come before the council.
- **Technical expertise** - refers to the underlying knowledge and skills that are necessary to carry out duties or complete a task.
- **Online material** - All of Council's online material including the websites and social media presence.
- **Stakeholder** - Any person or group that may have an interest or stake in the planning and impacted by the outcome of the activity or change.

### Policy Content

Greater Hume Council is committed to open communication to its community through the media. Proactive media relations and well managed public relations are essential if Council is to have an open and transparent relationship with the community.

Council will be open and honest in its dealings with the media while at the same time complying with its duty of care to protect confidential or personal information and not infringe any laws in providing information.

Council and its representatives will not knowingly provide information which is misleading or inaccurate.

Council will make all reasonable attempts to deal with media enquiries promptly and accurately. Council will treat media organisations and their representatives equally and without bias.

### Councillors and the Media

The Mayor is Council's official spokesperson on matters of policy and interpretation of Council's position or decisions. In the absence of the Mayor, the Deputy Mayor will be Council's spokesperson on these matters. At the discretion of the Mayor, the General Manager may be authorised to speak on such matters.

As elected community representatives, councillors may express their personal view on any matter to the media, providing it is clearly understood that the views expressed are not necessarily the views of Council. Councillors may represent Council to the media only with the approval of the Mayor.

### Council Employees and the Media

The General Manager will be Council's spokesperson on operational matters. The General Manager may, however, direct staff members to speak to the media on matters relating to their particular area of responsibility or technical expertise. In all instances staff must only give technical or factual information and not provide personal opinions.

Council employees may communicate with the media as private individuals, with the following restrictions -



- they comply with Council's Model Code of Conduct
- they do not comment on Council business or policy
- they are not identified as Council employees.

### Corporate Identity

Council's corporate identity reflects its approach to business, culture and values.

Council needs to present a consistent and uniform visual image to ensure that its values are most effectively portrayed. Council brand guidelines should be followed for any publication or promotional material including visual symbols, the correct use of Council's logo and corporate colours and use of consistent fonts and layouts in all publications and promotional material including stationery, Council strategic documents, printed community newsletter, electronic newsletters, banners, displays, etc.

### Approvals

Statements to the media on behalf of Council, such as media releases and responses to specific questions from the media, must be approved by the General Manager in all circumstances. In instances where the Mayor is quoted or the subject matter relates to Council policy or contentious issues, the Mayor will also approve.

Council employees who receive requests direct from media representatives shall decline to comment and report the request to an Executive Assistant who will inform the General Manager.

In circumstances where the General Manager is unavailable, the Director of the corresponding Department will be approached to respond to the media enquiry.

### Media Releases

Staff may prepare draft media releases which are to be forwarded to an Executive Assistant for editing and to check formatting.

Greater Hume Council media releases must never be issued without the prior approval of the General Manager, the Mayor where appropriate, or delegated authority.

A media release must never be issued quoting a Councillor or member of staff without that person's prior knowledge and approval.

Staff with specialist knowledge may be quoted in media releases with the permission of the relevant delegated authority.

Once a media release is approved by the Mayor and General Manager the Executive Assistant will be responsible for distribution.

All media releases are to be presented on the Media Release template and are to conform to Council brand guidelines.

### Breaches of this Policy

#### Councillors

Where a post by a Councillor could be considered a breach of this policy, this may constitute subsequent breach of the Code of Conduct which could result in the appropriate action being undertaken by the Mayor.

#### Staff

Where a post by a staff member could be considered a breach of this policy, this may be subject to disciplinary action as per the Performance and Misconduct Procedure.

### Links to Policy

Records Management Policy  
Code of Conduct  
Social Media Policy  
Information Technology Security Access Policy  
Internet, Email and Computer Use Policy

### Links to Procedure

Information Technology Security Access Procedure  
Records Management Procedure  
Performance and Misconduct Procedure  
Social Media Procedure

### Responsibility

General Manager

### Document Author

Executive Assistant, Tourism and Communications

### Relevant Legislation

Disability Inclusion Act 2014 and the Disability Inclusion Regulation 2014.  
Local Government Act 1993  
State Records Act 1998  
Privacy and Personal Information Protection Act 1998

### Associated Records

Nil.

----- Forwarded message -----

From: **Jindera Community Forum** <[jinderacommunityforum@gmail.com](mailto:jinderacommunityforum@gmail.com)>

Date: Wed, Dec 13, 2023 at 4:32 PM

Subject: Invitation for Council to hold Meeting in Jindera in 2024

To: GHS <[mail@greaterhume.nsw.gov.au](mailto:mail@greaterhume.nsw.gov.au)>

Cc: <[Executive@greaterhume.nsw.gov.au](mailto:Executive@greaterhume.nsw.gov.au)>, Emily Jones <[ejones@greaterhume.nsw.gov.au](mailto:ejones@greaterhume.nsw.gov.au)>

Good Afternoon Evelyn Arnold, General Manager

The Jindera Community Forum invites Council to hold one of its monthly Council Meetings in Jindera in 2024.

On Council's website it states that either the 20 March 2024 or 17 July 2024 have been made available for a Council Town/Village Meeting. Either of these dates would be suitable.

The Council meeting could be held either at the Jindera Community Hub or the Jindera School of Arts Hall.

The last Council meeting held in Jindera was at the Jindera Community Hub on 16 August 2017. From memory the previous meeting held in Jindera was at the Jindera School of Arts Hall in 2010.

With Jindera's growing population it is requested that a Council meeting be held in Jindera at least once every four years, i.e. once in every four year term of Council.

*Peter White*  
*Secretary*  
*Jindera Community Forum*

[jinderacommunityforum@gmail.com](mailto:jinderacommunityforum@gmail.com)



---

**Delivery Program 2023 to 2027  
Operational Plan 2023-2024**

**Quarterly Budget Review  
Period ended 31 December 2023**

**Report**

**1. INTERIM 2023/2024 QUARTERLY BUDGET REVIEW AS AT 31 DECEMBER 2023**

**Report prepared by Chief Financial Officer – Dean Hart**

**REASON FOR REPORT**

To present the Interim Budget Review as at 31 December 2023 in accordance with Section 203 of the Local Government (General) Regulation 2005.

**REFERENCE TO DELIVERY PLAN ACTION**

Not Applicable – legislative requirement

**DISCUSSION**

The interim budget review as at 31 December 2023 is included for Councillors' perusal. The budget review, as presented, indicates that the projected 2023/2024 cash surplus will be \$18,396 which represents an improvement of \$1,035 on the original estimated surplus of \$17,361.

**OVERALL BUDGET REVIEW**

Detailed below is a full review on a functional basis with comments. The commentary below provides an explanation of major variances (greater than \$5,000) except where offset within the same function.

**GOVERNANCE & ADMINISTRATION**

Function and comment		Projected Budget Variance \$
<b>Elected Members Expenses</b> Satisfactory		Nil
<b>Governance Expenses</b> Satisfactory		-\$402
<b>Risk Management</b> Satisfactory		Nil
<b>Corporate Services Administration</b> Adjustment to overhead recoveries from libraries and children services partially offset by increases in various administration overheads including postage, and bank fees.		+\$31,484
<b>Information Technology Services</b> Satisfactory		Nil
<b>Employment On-Costs</b> Satisfactory		Nil
<b>Engineering Administration</b> Satisfactory		+100
<b>Depot Administration and Maintenance</b> Satisfactory		+\$2,500
<b>Plant Operations</b>		Nil
<b>TOTAL GOVERNANCE &amp; ADMINISTRATION</b>		<b>+\$33,682</b>

**PUBLIC ORDER AND SAFETY**

Function and comment		Projected Budget Variance \$
<b>Animal Control</b> Satisfactory		-\$2,126
<b>Fire Services</b> Satisfactory		Nil
<b>Emergency Services</b> Utilities for the Holbrook SES building from 2017-2023. Future costs will be charged to SES.		-\$8,371
<b>TOTAL PUBLIC ORDER &amp; SAFETY</b>		<b>-\$10,497</b>

**HEALTH SERVICES**

Function and comment		Projected Budget Variance \$
<b>Health Administration</b> Satisfactory		+\$3,300
<b>TOTAL HEALTH SERVICES</b>		<b>\$3,300</b>

**ENVIRONMENT**

Function and comment		Projected Budget Variance \$
<b>Waste Management</b> Adjustment to revenue totals from domestic waste management charges following final rate levy process.		+\$122
<b>Noxious Animals &amp; Insects</b> Satisfactory		Nil
<b>Noxious Plants</b> Satisfactory		Nil
<b>Street Cleaning</b> Satisfactory		Nil
<b>Stormwater Maintenance &amp; Drainage</b> Satisfactory		Nil
<b>TOTAL ENVIRONMENT</b>		<b>+\$122</b>

**COMMUNITY SERVICES AND EDUCATION**

Function and comment		Projected Budget Variance \$
<b>Children Services</b> Satisfactory		Nil
<b>Preschools</b> Satisfactory		Nil
<b>Youth Services</b> Satisfactory		Nil
<b>Community Housing</b> Satisfactory		Nil
<b>Frampton Court Rental Units</b> Satisfactory		Nil
<b>Kala Court Rental Units</b> Satisfactory		Nil
<b>Kala Court Self-Funded Units</b> Satisfactory		Nil
<b>Aged Care Rental Units – Culcairn</b> Satisfactory		Nil
<b>Aged Care Rental Units – Howlong</b> Satisfactory		Nil
<b>Aged Care Rental Units – Jindera</b> Satisfactory		Nil
<b>Other Community Services</b> Satisfactory		Nil
<b>TOTAL COMMUNITY SERVICES &amp; EDUCATION</b>		<b>Nil</b>

## HOUSING AND COMMUNITY AMENITIES

Function and comment		Projected Budget Variance \$
<b>Street Lighting</b> Satisfactory		Nil
<b>Public Cemeteries</b> Satisfactory		+\$46
<b>Town Planning</b> Satisfactory		Nil
<b>Public Conveniences</b> Satisfactory		-\$2,205
<b>Council Owned Housing</b> Satisfactory		Nil
<b>Wirraminna Environmental Education Centre</b> Satisfactory		Nil
<b>Other Community Amenities</b> Satisfactory		Nil
<b>TOTAL HOUSING &amp; COMMUNITY AMENITIES</b>		<b>-\$2,159</b>

## RECREATION AND CULTURE

Function and comment		Projected Budget Variance \$
<b>Public Halls</b> Satisfactory		-\$2,084
<b>Libraries</b> Air conditioner replacement in Culcairn library not budgeted.		-\$10,084
<b>Museums</b> Satisfactory		Nil
<b>Swimming Pools</b> Satisfactory		-\$41
<b>Sporting Grounds &amp; Recreation Reserves</b> Satisfactory		-\$2,940
<b>Parks &amp; Gardens</b> Additional cost of clean-up of government dam reserve at Henty not covered by funds carried forward		-\$6,635
<b>Other Cultural Services</b>		Nil
<b>TOTAL RECREATION &amp; CULTURE</b>		<b>-\$21,784</b>



**MINING, MANUFACTURING & CONSTRUCTION**

Function and comment		Projected Budget Variance \$
<b>Building Control</b> Satisfactory		Nil
<b>Quarries &amp; Pits</b> Satisfactory		Nil
<b>TOTAL MINING, MANUFACTURING &amp; CONSTRUCTION</b>		<b>Nil</b>

**TRANSPORT AND COMMUNICATIONS**

Function and comment		Projected Budget Variance \$
<b>FAG Grant – Roads Component</b> Satisfactory		Nil
<b>Urban Roads Local</b> Satisfactory		Nil
<b>Sealed Rural Roads – Local</b> Satisfactory		-\$2,624
<b>Sealed Rural Roads – Regional</b> Satisfactory		Nil
<b>Unsealed Rural Roads – Local</b> Satisfactory		Nil
<b>Bridges</b> Satisfactory		Nil
<b>Kerb &amp; Gutter</b> Satisfactory		Nil
<b>Footpaths</b> Satisfactory		Nil
<b>Aerodromes</b> Satisfactory		Nil
<b>Bus Shelters</b> Satisfactory		Nil
<b>Ancillary Road Works</b> Satisfactory		Nil
<b>State Roads RMCC Works</b> Satisfactory		Nil
<b>Natural Disaster Recovery</b> Satisfactory		Nil
<b>Road Safety Officer</b> Satisfactory		Nil
<b>TOTAL TRANSPORT &amp; COMMUNICATIONS</b>		<b>-\$2,624</b>

**ECONOMIC AFFAIRS**

Function and comment		Projected Budget Variance \$
<b>Jindera Medical Centre</b> Satisfactory		Nil
<b>Caravan Parks</b> Satisfactory		Nil
<b>Tourism Operations</b> Satisfactory		Nil
<b>Visitor Information Centre &amp; Submarine Museum</b> Satisfactory		Nil
<b>Economic Development</b> Satisfactory		Nil
<b>Community Development Projects</b> Satisfactory		Nil
<b>Real Estate Development</b> Satisfactory		-\$2,158
<b>Real Estate Sales</b> Satisfactory		Nil
<b>Private Works</b> Satisfactory		Nil
<b>TOTAL ECONOMIC AFFAIRS</b>		<b>-\$2,158</b>

**GENERAL PURPOSE REVENUES**

Function and comment		Projected Budget Variance \$
<b>FAG Grant – General Component</b> Satisfactory		Nil
<b>Interest on Investments</b> Satisfactory		Nil
<b>Rates</b> Adjustment to revenue totals following supplementary levy adjustments.		+\$3,153
<b>TOTAL GENERAL PURPOSE REVENUES</b>		<b>+\$3,153</b>

**SUMMARY OF BUDGET VARIATIONS**

<b>SUMMARY OF BUDGET VARIATIONS</b>	<b>+\$1,035</b>
-------------------------------------	-----------------

**WATER AND SEWERAGE**

General income and expenditure figures appear to be satisfactory.

**SUMMARY**

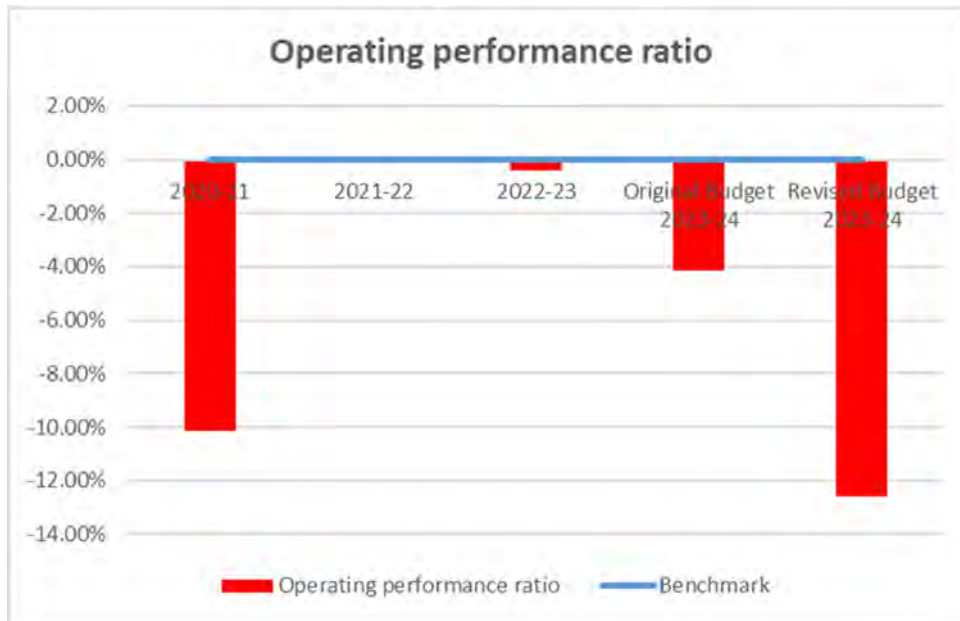
Council's overall budget position has improved as at 31 December 2023 with a surplus of \$18,396 predicted.

Shown below are a number of Council's financial indicators as at 31 December 2023. These indicators are consistent with those reported in Council's Annual Financial Statement.

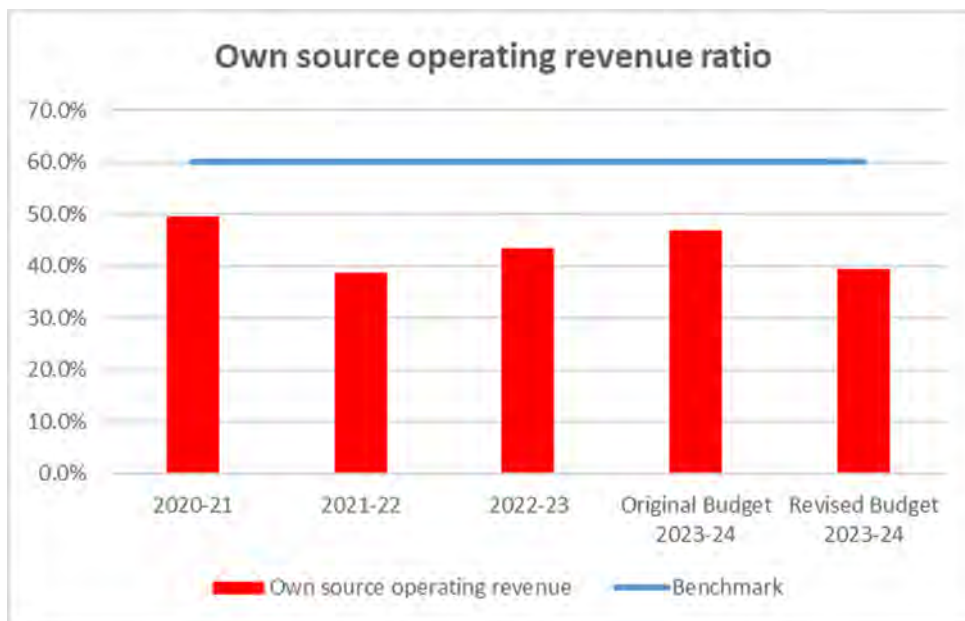
**RECOMMENDATION**

That Council note and approve the Interim Budget Review Statement as at 31 December 2023.

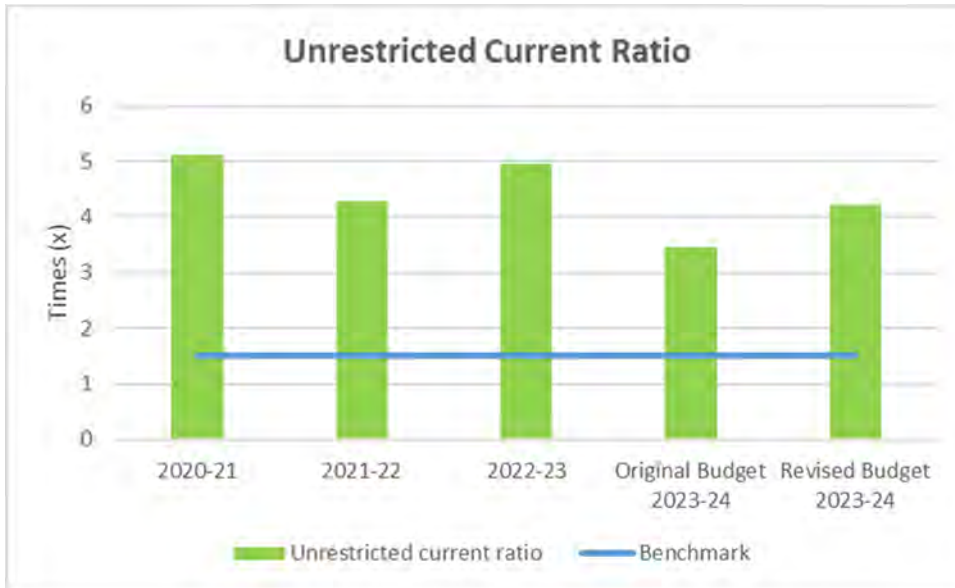
## KEY FINANCIAL INDICATORS



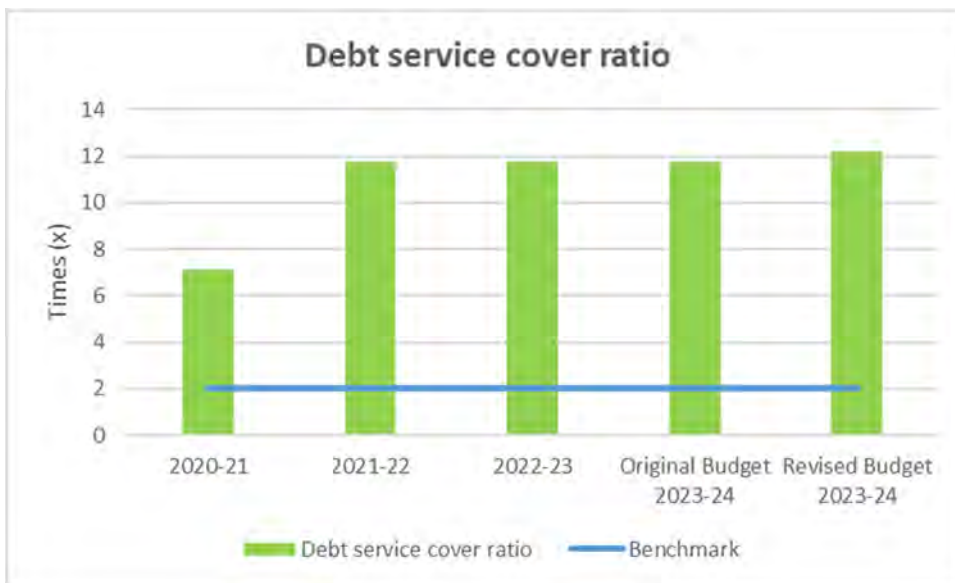
This ratio measures Council's achievement of containing operating expenditure within operating revenue.



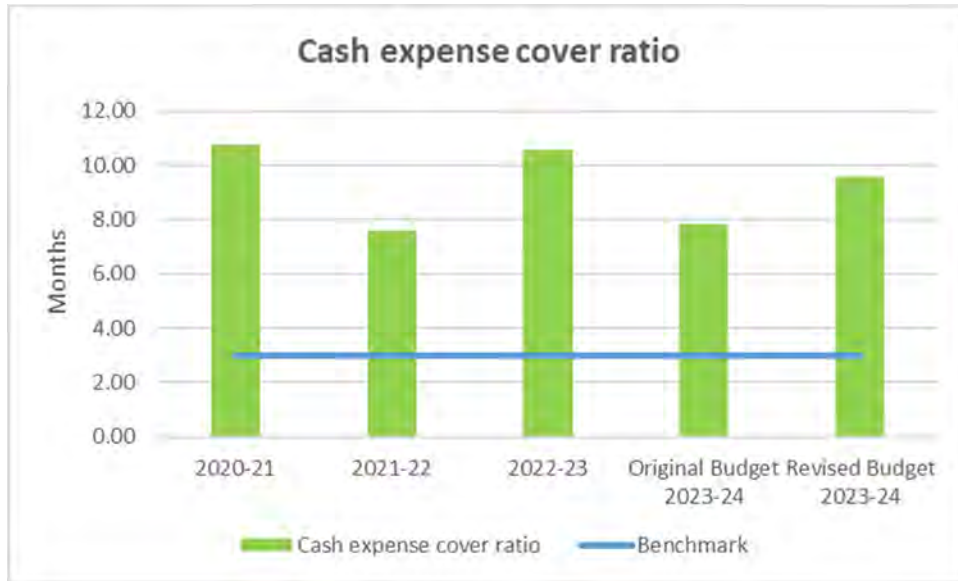
This ratio measure fiscal flexibility. It is the degree of reliance on external funding sources such as operating grants and contributions. It should be noted that the benchmark 60% is unlikely to be achieved In rural councils such as Greater Hume Council due to their heavy reliance on grants and contributions due to their large area and small populations.



This ratio assesses the adequacy of Council's working capital and its ability to satisfy obligations in the short term for the unrestricted activities of Council.



This ratio measures the availability of operating cash to service debt, including interest, principal and lease payments.



This liquidity ratio indicates the number of months Council can continue to pay for its immediate expenses without additional cash inflow.



---

**Delivery Program 2023 to 2027  
Operational Plan 2023-2024**

**Quarterly Budget Review  
Period ended 31 December 2023**

**Statement by  
Responsible Accounting Officer**



## **Delivery Program 2023 to 2027 Operational Plan 2023-2024**

### **Quarterly Budget Review Period ended 31 December 2023**

### **Statement by Responsible Accounting Officer**

The following statement is made in accordance with Clause 203(2) of the local Government (General) Regulations 2005.

It is my opinion that the Quarterly Budget Review Statement for Greater Hume Council for the quarter ended 31-December-2023 indicates that Council's projected financial position at 30-June-2024 will be satisfactory at year end, having regard to the projected estimates of income and expenditure and the original budgeted income and expenditure.

Signed: *Dean Hart*

Dated: 01-February-2024

Dean Hart

Responsible Accounting Officer

Greater Hume Council





---

**Delivery Program 2023 to 2027  
Operational Plan 2023-2024**

**Quarterly Budget Review  
Period ended 31 December 2023**

**Income Statement, Balance Sheet,  
Cashflow and Restricted Cash**

**Greater Hume Council**  
**Quarterly Budget Review**  
**Period ended 31 December 2023**

**INCOME STATEMENT - CONSOLIDATED**

	Actuals	Original Budget	Revised Budget as at 30 Sept 2023	Revised Budget as at 31 Dec 2023
	2022/23 \$ 000's	2023/24 \$ 000's	2023/24 \$ 000's	2023/24 \$ 000's
<b>Income from Continuing Operations</b>				
Revenue:				
Rates & Annual Charges	12,612	13,351	13,373	13,376
User Charges & Fees	7,715	7,676	7,678	7,864
Interest & Investment Revenue	1,053	950	950	953
Other Revenues	978	969	974	1,000
Grants & Contributions provided for Operating Purposes	23,516	12,788	13,564	13,577
Grants & Contributions provided for Capital Purposes	5,943	13,206	21,835	21,952
Other Income:			0	
Net gains from the disposal of assets	273	0	0	0
Joint Ventures & Associated Entities	0	0	0	0
<b>Total Income from Continuing Operations</b>	<b>52,090</b>	<b>48,940</b>	<b>58,374</b>	<b>58,722</b>
<b>Expenses from Continuing Operations</b>				
Employee Benefits & On-Costs	13,196	13,031	13,033	12,975
Borrowing Costs	117	123	123	123
Materials & Services	16,495	13,169	17,333	17,377
Depreciation & Amortisation	10,635	10,249	10,249	10,253
Other Expenses	1,447	641	677	678
Net Losses from the Disposal of Assets	0	0	-	0
<b>Total Expenses from Continuing Operations</b>	<b>41,890</b>	<b>37,213</b>	<b>41,415</b>	<b>41,406</b>
<b>Operating Result from Continuing Operations</b>	<b>10,200</b>	<b>11,727</b>	<b>16,959</b>	<b>17,317</b>
Discontinued Operations - Profit/(Loss)	0	0	0	0
<b>Net Profit/(Loss) from Discontinued Operations</b>	<b>0</b>	<b>0</b>	<b>0</b>	<b>0</b>
<b>Net Operating Result for the Year</b>	<b>10,200</b>	<b>11,727</b>	<b>16,959</b>	<b>17,317</b>
<b>Net Operating Result before Grants and Contributions provided for Capital Purposes</b>	<b>4,257</b>	<b>-1,479</b>	<b>-4,876</b>	<b>-4,635</b>

## Greater Hume Council

### Quarterly Budget Review

Period ended 31 December 2023

#### BALANCE SHEET - CONSOLIDATED

	Actuals	Original Budget	Revised Budget as at 30 Sept 2023	Revised Budget as at 31 Dec 2023
	2022/23 \$ 000's	2023/24 \$ 000's	2023/24 \$ 000's	2023/24 \$ 000's
<b>ASSETS</b>				
<b>Current Assets</b>				
Cash & Cash Equivalents	12804	3050	4,148	739
Investments	18324	15000	19,000	21,300
Receivables	6624	7500	7,500	7,500
Inventories	2921	4780	4,781	4,781
Other	0	20	20	0
<b>Total Current Assets</b>	<b>40,673</b>	<b>30,350</b>	<b>35,449</b>	<b>34,320</b>
<b>Non-Current Assets</b>				
Non Current Investments	7000	0	0	0
Receivables	15	0	0	0
Inventories	0	0	0	0
Infrastructure, Property, Plant & Equipment	791886	750824	817,148	818,120
Investments Accounted for using the equity method	0	0	0	0
Investment Property	0	0	0	0
Intangible Assets	47	46	46	46
Right of Use Asset	13	0	0	0
Other	0	0	0	0
<b>Total Non-Current Assets</b>	<b>798,961</b>	<b>750,870</b>	<b>817,194</b>	<b>818,166</b>
<b>TOTAL ASSETS</b>	<b>839,634</b>	<b>781,220</b>	<b>852,643</b>	<b>852,486</b>
<b>LIABILITIES</b>				
<b>Current Liabilities</b>				
Bank Overdraft	0	0	0	0
Payables	4264	3261	3,261	3,261
Contract Liabilities	6014	0	0	0
Lease Liabilities	14	0	0	0
Borrowings	659	628	628	628
Provisions	3666	3716	3,716	3,596
Liabilities associated with assets classified as "held for sale"	0	0	0	0
<b>Total Current Liabilities</b>	<b>14,617</b>	<b>7,605</b>	<b>7,605</b>	<b>7,485</b>
<b>Non-Current Liabilities</b>				
Payables	0	1400	1400	1400
Borrowings	2985	3125	3,182	3,329
Lease Liabilities	1	0	0	0
Employee Benefit Provisions	195	200	200	200
Provisions	5303	5152	5152	5152
Liabilities associated with assets classified as "held for sale"	0	0	0	0
<b>Total Non-Current Liabilities</b>	<b>8,484</b>	<b>9,877</b>	<b>9,934</b>	<b>10,081</b>
<b>TOTAL LIABILITIES</b>	<b>23,101</b>	<b>17,482</b>	<b>17,539</b>	<b>17,566</b>
<b>Net Assets</b>	<b>816,533</b>	<b>763,738</b>	<b>835,104</b>	<b>834,920</b>
<b>EQUITY</b>				
Retained Earnings	303,165	314,670	320,124	320,482
Revaluation Reserves	513,368	449,068	514,980	514,438
Council Equity Interest	816,533	763,738	835,104	834,920
Minority Equity Interest	-	-	-	-
<b>Total Equity</b>	<b>816,533</b>	<b>763,738</b>	<b>835,104</b>	<b>834,920</b>

## Greater Hume Shire Council

## Quarterly Budget Review

Period ended 31 December 2023

## CASH FLOW STATEMENT - CONSOLIDATED

	Actuals	Original Budget	Revised Budget as at 30 Sept 2023	Revised Budget as at 31 Dec 2023
	2022/23 \$ 000's	2023/24 \$ 000's	2023/24 \$ 000's	2023/24 \$ 000's
<b>Cash Flows from Operating Activities</b>				
<b>Receipts:</b>				
Rates & Annual Charges	12,664	13,351	13,351	13,351
User Charges & Fees	7,742	7,676	7,676	7,676
Interest & Investment Revenue Received	723	950	950	950
Grants & Contributions	33,293	25,994	25,994	25,994
Bonds & Deposits Received	0	0	0	0
Other	3,388	969	969	969
<b>Payments:</b>				
Employee Benefits & On-Costs	-13,273	-13,031	-13,031	-13,031
Materials & Services	-19,313	-13,169	-13,169	-13,169
Borrowing Costs	-92	-123	-123	-123
Bonds & Deposits Refunded	-165	0	0	0
Other	-1,540	-641	-641	-641
<b>Net Cash provided (or used in) Operating Activities</b>	<b>23,427</b>	<b>21,976</b>	<b>21,976</b>	<b>21,976</b>
<b>Cash Flows from Investing Activities</b>				
<b>Receipts:</b>				
Sale of Investment Securities	18,610	1,495	13,420	12,081
Sale of Real Estate Assets	858	170	0	0
Sale of Infrastructure, Property, Plant & Equipment	633	176	176	176
Deferred Debtors Receipts	12	10	10	10
Other Investing Activity Receipts	0	0	0	0
<b>Payments:</b>				
Purchase of Investment Securities	-21,757	0	0	0
Purchase of Infrastructure, Property, Plant & Equipment	-15,280	-22,021	-34,117	-35,089
Purchase of Real Estate Assets	-1,219	0	0	0
Purchase of Intangible Assets	0	0	0	0
Deferred Debtors & Advances Made	-40	0	0	0
Other Investing Activity Payments	0	0	0	0
<b>Net Cash provided (or used in) Investing Activities</b>	<b>-18,183</b>	<b>-20,170</b>	<b>-20,511</b>	<b>-22,822</b>
<b>Cash Flows from Financing Activities</b>				
<b>Receipts:</b>				
Proceeds from Borrowings & Advances	0	0	0	0
Other Financing Activity Receipts	0	0	0	0
<b>Payments:</b>				
Repayment of Borrowings & Advances	-1039	-634	-634	-634
Other Financing Activity Payments	-22	0	0	0
<b>Net Cash Flow provided (used in) Financing Activities</b>	<b>-1,061</b>	<b>-634</b>	<b>-634</b>	<b>-634</b>
<b>Net Increase/(Decrease) in Cash &amp; Cash Equivalents</b>	<b>4,183</b>	<b>1,172</b>	<b>831</b>	<b>-1,480</b>
<b>plus: Cash, Cash Equivalents &amp; Investments - beginning of year</b>	<b>8,621</b>	<b>1,878</b>	<b>2,219</b>	<b>2,219</b>
<b>Cash &amp; Cash Equivalents - end of the year</b>	<b>12,804</b>	<b>3,050</b>	<b>3,050</b>	<b>739</b>
Cash & Cash Equivalents - end of the year	12,804	3,050	4,148	739
Investments - end of the year	25,324	15,000	19,000	21,300
<b>Cash, Cash Equivalents &amp; Investments - end of the year</b>	<b>38,128</b>	<b>18,050</b>	<b>23,148</b>	<b>22,039</b>
<b>Representing:</b>				
- External Restrictions	17,606	8,286	8,286	8,286
- Internal Restrictions	18,889	6,641	13,157	12,642
- Unrestricted	1,633	3,123	1,705	1,111
	<b>38,128</b>	<b>18,050</b>	<b>23,148</b>	<b>22,039</b>

0

**Greater Hume Shire Council**  
**Quarterly Budget Review**  
**Period ended 31 December 2023**

<b>Restricted Cash &amp; Investments - Consolidated</b>	<b>Actuals</b>	<b>Original Budget</b>	<b>Revised Budget as at 30 Sept 2023</b>	<b>Revised Budget as at 31 Dec 2023</b>
	<b>2022/23 \$ 000's</b>	<b>2023/24 \$ 000's</b>	<b>2023/24 \$ 000's</b>	<b>2023/24 \$ 000's</b>
<b>Cash &amp; Investments</b>				
Cash on Hand and at Bank	12804	3050	4148	739
Term Deposits	25324	15000	19000	21300
<b>Total Cash &amp; Investments</b>	<b>38,128</b>	<b>18,050</b>	<b>23,148</b>	<b>22,039</b>
<b>External Restrictions</b>				
Trust Fund	188	186	186	186
Unexpended Grants	10,607	0	0	0
Developer Contributions - General Fund	1,405	811	811	811
Developer Contributions - Water Fund	0	0	0	0
Developer Contributions - Sewer Fund	0	0	0	0
Water Funds	3,486	5,485	5,485	5,485
Sewerage Funds	1,898	1,782	1,782	1,782
Town Improvement Funds & Other	22	22	22	22
<b>TOTAL - EXTERNAL RESTRICTIONS</b>	<b>17,606</b>	<b>8,286</b>	<b>8,286</b>	<b>8,286</b>
<b>Internal Restrictions</b>				
Uncompleted works	3,155	0	0	0
Emergency Services Levy Reserve	391	311	311	311
Riverina Noxious Weeds Program	66	0	0	0
Risk Management Reserve	112	17	17	17
Employee Entitlements	698	823	698	698
Crown Lands Reserve	40	34	34	34
Jindera Hostel Sale Proceeds Reserve	9	9	9	9
Submarine Museum Committee Reserve	32	27	27	27
Jindera Admin Centre Reserve	87	70	70	70
Children Services Reserve	516	217	217	217
Children Services Capital Improvements Reserve	320	292	292	292
Youth Reserves		0	0	0
Low Income Housing Reserve	249	167	167	167
Frampton Court Reserve	319	271	271	271
Kala Court Rental Units Reserve		45	45	45
Kala Court Self Funded Units Reserve	274	199	199	199
Aged Care Rental Units Reserve Jindera	49	40	40	40
Culcairn Oasis Community Newsletter Reserve	14	8	8	8
Henty Headerlines Newsletter Reserve	13	15	15	15
Holbrook Happenings Newsletter	9	0	0	0
Library Donations Reserve		0	0	0
Gum Swamp Reserve	15	15	15	15
Carabost Hall Reserve		7	7	7
Walbundrie Hall Reserve		7	7	7
Council Owned Housing	47	57	57	57
Plant Reserve	421	864	421	421
Works Warranty Reserve	346	0	0	0
State Roads RMCC Works Reserve		278	278	278
FAG Grant	6,807	0	6,807	6,807
Holbrook Woomargama Bypass Reserve	451	451	451	451
Holbrook Caravan Park Reserve		0	0	0
Morven Community Fund Reserve	19	19	19	19
Moorwatha Cemetery		1	1	1
Regional & Community Local Infrastructure RLCIP Walking Track		10	10	10
Waste Management Reserve	1,226	1,124	1,124	1,124
Land Development Reserve	2,196	515	515	0
Quarry Rehabilitation Reserve	89	663	89	89
Jindera Hostel Sale Proceeds Reserve		0	0	0
S355 Committee Reserves	851	0	851	851
Other Reserves	68	85	85	85
<b>TOTAL - INTERNAL RESTRICTIONS</b>	<b>18,889</b>	<b>6,641</b>	<b>13,157</b>	<b>12,642</b>
<b>TOTAL INTERNALLY &amp; EXTERNALLY RESTRICTED CASH</b>	<b>36,495</b>	<b>14,927</b>	<b>21,443</b>	<b>20,928</b>
<b>TOTAL UNRESTRICTED CASH</b>	<b>1,633</b>	<b>3,123</b>	<b>1,705</b>	<b>1,111</b>



---

**Delivery Program 2023 to 2027  
Operational Plan 2023-2024**

**Quarterly Budget Review  
Period ended 31 December 2023**

**Budget Summary**

## Greater Hume Shire Council

Delivery Program 2023 to 2027

## Quarterly Budget Review

Period ended 31 December 2023

## Budget Summary

Function	Original Budget 2023/24	Revised Budget as at 30 Sep 2023	Actual as at 31 Dec 2023	Budget Adjustment Required	Revised Budget as at 31 Dec 2023	% Budget Used
<b>Operating Revenue</b>						
Governance	77,636	95,132	24,996	21,883	117,015	21.36%
Administration	344,107	386,112	256,027	(382)	385,730	66.37%
Public Order & Safety	467,958	467,958	356,775	(74,073)	393,885	90.58%
Health	181,240	182,025	120,863	3,300	185,325	65.22%
Environment	1,444,613	1,524,777	1,383,173	22,744	1,547,521	89.38%
Community Services & Education	4,619,022	4,624,886	2,437,983	36,200	4,661,087	52.31%
Housing & Community Activities	428,490	461,152	414,286	185,736	646,889	64.04%
Water Supplies	2,308,726	2,308,726	399,429	0	2,308,726	17.30%
Sewerage Services	1,805,512	1,805,512	1,137,399	0	1,805,512	63.00%
Recreation & Culture	207,163	227,781	232,968	31,835	259,617	89.74%
Mining, Manufacturing & Construction	179,491	179,491	86,437	0	179,491	48.16%
Transport & Communication	8,439,034	9,037,555	6,618,325	0	9,037,555	73.23%
Economic Affairs	573,358	582,600	1,209,588	0	582,600	207.62%
General Purpose Revenues (Not attributed to Functions)	14,656,889	14,656,181	10,101,198	3,153	14,659,334	68.91%
<b>Total Operating Revenue</b>	<b>35,733,239</b>	<b>36,539,888</b>	<b>24,779,444</b>	<b>230,397</b>	<b>36,770,285</b>	<b>67.39%</b>
<b>Operating Expenditure</b>						
Governance	1,576,816	1,567,308	861,222	22,285	1,589,593	54.18%
Administration	3,987,178	4,215,765	241,975	(36,467)	4,179,298	5.79%
Public Order & Safety	1,542,540	1,543,763	818,697	(63,576)	1,480,187	55.31%
Health	205,767	205,767	71,089	0	205,767	34.55%
Environment	1,920,912	1,996,941	850,626	(20,368)	1,976,573	43.04%
Community Services & Education	4,646,276	4,663,889	2,356,874	33,493	4,697,383	50.17%
Housing & Community Activities	1,239,263	1,309,740	540,323	18,487	1,328,227	40.68%
Water Supplies	2,098,692	2,101,127	614,869	0	2,101,127	29.26%
Sewerage Services	2,040,045	2,040,174	792,035	0	2,040,174	38.82%
Recreation & Culture	4,465,685	4,546,779	1,481,948	31,835	4,578,615	32.36%
Mining, Manufacturing & Construction	343,187	343,187	8,066	0	343,187	2.35%
Transport & Communication	12,304,885	15,970,792	7,349,131	0	15,970,792	46.02%
Economic Affairs	841,029	911,738	561,007	2,159	913,896	61.03%
<b>Total Operating Expenditure</b>	<b>37,212,275</b>	<b>41,416,971</b>	<b>16,547,862</b>	<b>(12,152)</b>	<b>41,404,818</b>	<b>39.96%</b>
<b>Net Operating Surplus / (Deficit)</b>	<b>(1,479,036)</b>	<b>(4,877,083)</b>	<b>8,231,582</b>	<b>242,550</b>	<b>(4,634,533)</b>	

## Greater Hume Shire Council

Delivery Program 2023 to 2027

## Quarterly Budget Review

Period ended 31 December 2023

## Budget Summary

Function	Original Budget 2023/24	Revised Budget as at 30 Sep 2023	Actual as at 31 Dec 2023	Budget Adjustment Required	Revised Budget as at 31 Dec 2023	% Budget Used
<b>Capital Revenue</b>						
Governance	0	0	0	0	0	
Administration	0	0	0	0	0	
Public Order & Safety	0	0	(5,900)	0	0	
Health	0	0	0	0	0	
Environment	2,235,107	3,321,571	565,874	0	3,321,571	17.04%
Community Services & Education	0	0	0	0	0	
Housing & Community Activities	200,000	200,000	95,954	22,581	222,581	43.11%
Water Supplies	0	13,560	13,560	0	13,560	100.00%
Sewerage Services	0	22,622	22,622	0	22,622	100.00%
Recreation & Culture	165,000	1,271,904	755,766	94,725	1,366,629	55.30%
Mining, Manufacturing & Construction	0	0	0	0	0	
Transport & Communication	10,605,826	17,005,233	4,564,251	0	17,005,233	22.64%
Economic Affairs	0	0	(2,020)	0	0	
<b>Total Capital Revenue</b>	<b>13,205,933</b>	<b>21,834,890</b>	<b>6,010,106</b>	<b>117,306</b>	<b>21,952,196</b>	<b>24.12%</b>
<b>Net Surplus / (Deficit) after Capital Revenue</b>	<b>11,726,897</b>	<b>16,957,808</b>	<b>14,241,688</b>	<b>359,856</b>	<b>17,317,663</b>	
<b>Capital Expenditure</b>						
Governance	30,000	30,000	0	0	30,000	0.00%
Administration	1,340,000	1,388,886	553,973	2,000	1,390,886	41.99%
Public Order & Safety	0	0	0	0	0	
Health	45,000	45,000	0	0	45,000	0.00%
Environment	2,455,107	3,892,481	1,627,139	29,991	3,922,472	41.48%
Community Services & Education	153,000	153,000	91,387	7,971	160,971	56.77%
Housing & Community Activities	10,000	222,662	24,541	41,738	264,400	9.28%
Water Supplies	517,000	525,842	81,442	26,600	552,442	14.74%
Sewerage Services	741,000	744,294	91,649	56,921	801,215	11.44%
Recreation & Culture	440,000	1,855,987	604,126	117,873	1,973,861	30.61%
Mining, Manufacturing & Construction	0	45,000	0	0	45,000	0.00%
Transport & Communication	16,289,921	26,186,320	5,411,520	2,624	26,188,944	20.66%
Economic Affairs	0	1,941,110	285,045	0	1,941,110	14.68%
<b>Total Capital Expenditure</b>	<b>22,021,028</b>	<b>37,030,583</b>	<b>8,770,822</b>	<b>285,719</b>	<b>37,316,301</b>	<b>23.58%</b>
<b>Net Capital Expenditure</b>	<b>(8,815,095)</b>	<b>(15,195,692)</b>	<b>(2,760,716)</b>	<b>(168,413)</b>	<b>(15,364,105)</b>	
<b>Net Surplus / (Deficit) after Capital Expenditure</b>	<b>(10,294,131)</b>	<b>(20,072,775)</b>	<b>5,470,866</b>	<b>74,137</b>	<b>(19,998,638)</b>	
<b>Add Back: Non-Cash items included in operating result</b>	<b>10,248,565</b>	<b>10,248,565</b>	<b>0</b>	<b>0</b>	<b>10,248,565</b>	<b>0.00%</b>
<b>Net Cash Surplus / (Deficit) after Capital Expenditure</b>	<b>(45,566)</b>	<b>(9,824,210)</b>	<b>5,470,866</b>	<b>74,137</b>	<b>(9,750,073)</b>	
<b>Repayments from Deferred Debtors</b>	<b>10,129</b>	<b>10,129</b>	<b>0</b>	<b>0</b>	<b>10,129</b>	<b>0.00%</b>
<b>Loan Funds Raised</b>	<b>0</b>	<b>0</b>	<b>0</b>	<b>0</b>	<b>0</b>	
<b>Proceeds on Sale of Assets</b>	<b>176,000</b>	<b>206,000</b>	<b>0</b>	<b>0</b>	<b>206,000</b>	<b>0.00%</b>
<b>Loan Repayments</b>	<b>(633,519)</b>	<b>(633,519)</b>	<b>0</b>	<b>0</b>	<b>(633,519)</b>	<b>0.00%</b>
<b>Net Transfers (to) / from Reserves</b>	<b>507,152</b>	<b>10,258,961</b>	<b>(254,633)</b>	<b>(73,102)</b>	<b>10,185,859</b>	<b>-2.24%</b>
<b>Budgeted Net Increase / (Decrease) in Cash</b>	<b>14,196</b>	<b>17,361</b>	<b>5,216,233</b>	<b>1,035</b>	<b>18,396</b>	



## Greater Hume Shire Council

Delivery Program 2023 to 2027

### Quarterly Budget Review

Period ended 31 December 2023

Budget Summary						
Function: Governance	Original Budget 2023/24	Revised Budget as at 30 Sep 2023	Actual as at 31 Dec 2023	Budget Adjustment Required	Revised Budget as at 31 Dec 2023	% Budget Used
<b>Operating Revenue</b>						
Elected Members Expenses	0	0	0	0	0	
Governance Expenses	27,636	45,132	24,996	21,883	67,015	37.30%
Risk Management	50,000	50,000	0	0	50,000	0.00%
<b>Total Operating Revenue</b>	<b>77,636</b>	<b>95,132</b>	<b>24,996</b>	<b>21,883</b>	<b>117,015</b>	<b>21.36%</b>
<b>Operating Expenditure</b>						
Elected Members Expenses	296,218	293,558	141,820	0	293,558	48.31%
Governance Expenses	864,168	881,664	371,334	22,285	903,948	41.08%
Risk Management	416,430	392,087	348,068	0	392,087	88.77%
<b>Total Operating Expenditure</b>	<b>1,576,816</b>	<b>1,567,308</b>	<b>861,222</b>	<b>22,285</b>	<b>1,589,593</b>	<b>54.18%</b>
<b>Net Operating Surplus / (Deficit)</b>	<b>(1,499,180)</b>	<b>(1,472,177)</b>	<b>(836,227)</b>	<b>(402)</b>	<b>(1,472,578)</b>	

## Greater Hume Shire Council

Delivery Program 2023 to 2027

### Quarterly Budget Review

Period ended 31 December 2023

Budget Summary						
Function: Governance	Original Budget 2023/24	Revised Budget as at 30 Sep 2023	Actual as at 31 Dec 2023	Budget Adjustment Required	Revised Budget as at 31 Dec 2023	% Budget Used
<b>Capital Revenue</b>						
Elected Members Expenses	0	0	0	0	0	
Governance Expenses	0	0	0	0	0	
Risk Management	0	0	0	0	0	
<b>Total Capital Revenue</b>	<b>0</b>	<b>0</b>	<b>0</b>	<b>0</b>	<b>0</b>	
<b>Net Surplus / (Deficit) after Capital Revenue</b>	<b>(1,499,180)</b>	<b>(1,472,177)</b>	<b>(836,227)</b>	<b>(402)</b>	<b>(1,472,578)</b>	
<b>Capital Expenditure</b>						
Elected Members Expenses	0	0	0	0	0	
Governance Expenses	30,000	30,000	0	0	30,000	0.00%
Risk Management	0	0	0	0	0	
<b>Total Capital Expenditure</b>	<b>30,000</b>	<b>30,000</b>	<b>0</b>	<b>0</b>	<b>30,000</b>	<b>0.00%</b>
<b>Net Capital Expenditure</b>	<b>(30,000)</b>	<b>(30,000)</b>	<b>0</b>	<b>0</b>	<b>(30,000)</b>	
<b>Net Surplus / (Deficit) after Capital Expenditure</b>	<b>(1,529,180)</b>	<b>(1,502,177)</b>	<b>(836,227)</b>	<b>(402)</b>	<b>(1,502,578)</b>	
<b>Add Back: Non-Cash items included in operating result</b>	<b>0</b>	<b>0</b>	<b>0</b>	<b>0</b>	<b>0</b>	
<b>Net Cash Surplus / (Deficit) after Capital Expenditure</b>	<b>(1,529,180)</b>	<b>(1,502,177)</b>	<b>(836,227)</b>	<b>(402)</b>	<b>(1,502,578)</b>	
Repayments from Deferred Debtors	0	0	0	0	0	0.00%
Loan Funds Raised	0	0	0	0	0	
Proceeds on Sale of Assets	0	0	0	0	0	
Loan Repayments	0	0	0	0	0	
Net Transfers (to) / from Reserves	38,148	38,148	0	0	38,148	0.00%
<b>Budgeted Net Increase / (Decrease) in Cash</b>	<b>(1,491,032)</b>	<b>(1,464,029)</b>	<b>(836,227)</b>	<b>(402)</b>	<b>(1,464,430)</b>	

# Greater Hume Shire Council

Delivery Program 2023 to 2027

## Quarterly Budget Review

Period ended 31 December 2023

### Budget Summary

Function: Administration	Original Budget 2023/24	Revised Budget as at 30 Sep 2023	Actual as at 31 Dec 2023	Budget Adjustment Required	Revised Budget as at 31 Dec 2023	% Budget Used
<b>Operating Revenue</b>						
Corporate Services Administration	217,151	257,439	126,512	(2,982)	254,457	49.72%
Information Technology Services	0	0	0	0	0	
Employment On-Costs	30,000	30,000	55,676	0	30,000	185.59%
Engineering Administration	35,756	35,756	14,604	100	35,856	40.73%
Depot Administration & Maintenance	0	1,717	3,384	2,500	4,217	80.25%
Plant Operations	61,200	61,200	55,850	0	61,200	91.26%
<b>Total Operating Revenue</b>	<b>344,107</b>	<b>386,112</b>	<b>256,027</b>	<b>(382)</b>	<b>385,730</b>	<b>66.37%</b>
<b>Operating Expenditure</b>						
Corporate Services Administration	2,302,394	2,346,907	807,269	(36,467)	2,310,440	34.94%
Information Technology Services	1,025,500	1,085,973	796,876	0	1,085,973	73.38%
Employment On-Costs	30,000	30,000	(242,096)	0	30,000	-806.99%
Engineering Administration	(73,242)	43,329	(685,661)	0	43,329	-1582.45%
Depot Administration & Maintenance	235,428	242,458	100,670	0	242,458	41.52%
Plant Operations	467,098	467,098	(535,082)	0	467,098	-114.55%
<b>Total Operating Expenditure</b>	<b>3,987,178</b>	<b>4,215,765</b>	<b>241,975</b>	<b>(36,467)</b>	<b>4,179,298</b>	<b>5.79%</b>
<b>Net Operating Surplus / (Deficit)</b>	<b>(3,643,071)</b>	<b>(3,829,653)</b>	<b>14,052</b>	<b>36,085</b>	<b>(3,793,568)</b>	

# Greater Hume Shire Council

Delivery Program 2023 to 2027

## Quarterly Budget Review

Period ended 31 December 2023

### Budget Summary

Function: Administration	Original Budget 2023/24	Revised Budget as at 30 Sep 2023	Actual as at 31 Dec 2023	Budget Adjustment Required	Revised Budget as at 31 Dec 2023	% Budget Used
<b>Capital Revenue</b>						
Corporate Services Administration	0	0	0	0	0	
Information Technology Services	0	0	0	0	0	
Employment On-Costs	0	0	0	0	0	
Engineering Administration	0	0	0	0	0	
Depot Administration & Maintenance	0	0	0	0	0	
Plant Operations	0	0	0	0	0	
<b>Total Capital Revenue</b>	<b>0</b>	<b>0</b>	<b>0</b>	<b>0</b>	<b>0</b>	
<b>Net Surplus / (Deficit) after Capital Revenue</b>	<b>(3,643,071)</b>	<b>(3,829,653)</b>	<b>14,052</b>	<b>36,085</b>	<b>(3,793,568)</b>	
<b>Capital Expenditure</b>						
Corporate Services Administration	20,000	20,000	13,000	2,000	22,000	59.09%
Information Technology Services	40,000	40,000	0	0	40,000	0.00%
Employment On-Costs	0	0	0	0	0	
Engineering Administration	65,000	110,000	0	0	110,000	0.00%
Depot Administration & Maintenance	70,000	70,000	8,984	0	70,000	12.83%
Plant Operations	1,145,000	1,148,886	531,989	0	1,148,886	48.92%
<b>Total Capital Expenditure</b>	<b>1,340,000</b>	<b>1,388,886</b>	<b>553,973</b>	<b>2,000</b>	<b>1,390,886</b>	<b>41.99%</b>
<b>Net Capital Expenditure</b>	<b>(1,340,000)</b>	<b>(1,388,886)</b>	<b>(553,973)</b>	<b>(2,000)</b>	<b>(1,390,886)</b>	
<b>Net Surplus / (Deficit) after Capital Expenditure</b>	<b>(4,983,071)</b>	<b>(5,218,539)</b>	<b>(539,921)</b>	<b>34,085</b>	<b>(5,184,454)</b>	
<b>Add Back: Non-Cash items included in operating result</b>	<b>1,323,809</b>	<b>1,323,809</b>	<b>0</b>	<b>0</b>	<b>1,323,809</b>	<b>0.00%</b>
<b>Net Cash Surplus / (Deficit) after Capital Expenditure</b>	<b>(3,659,262)</b>	<b>(3,894,730)</b>	<b>(539,921)</b>	<b>34,085</b>	<b>(3,860,645)</b>	
<b>Repayments from Deferred Debtors</b>	<b>10,129</b>	<b>10,129</b>	<b>0</b>	<b>0</b>	<b>10,129</b>	<b>0.00%</b>
<b>Loan Funds Raised</b>	<b>0</b>	<b>0</b>	<b>0</b>	<b>0</b>	<b>0</b>	
<b>Proceeds on Sale of Assets</b>	<b>161,000</b>	<b>176,000</b>	<b>0</b>	<b>0</b>	<b>176,000</b>	<b>0.00%</b>
<b>Loan Repayments</b>	<b>(73,152)</b>	<b>(73,152)</b>	<b>0</b>	<b>0</b>	<b>(73,152)</b>	<b>0.00%</b>
<b>Net Transfers (to) / from Reserves</b>	<b>454,267</b>	<b>665,197</b>	<b>(58,944)</b>	<b>0</b>	<b>665,197</b>	<b>-4.35%</b>
<b>Budgeted Net Increase / (Decrease) in Cash</b>	<b>(3,107,018)</b>	<b>(3,116,556)</b>	<b>(598,865)</b>	<b>34,085</b>	<b>(3,082,471)</b>	

# Greater Hume Shire Council

Delivery Program 2023 to 2027

## Quarterly Budget Review

Period ended 31 December 2023

Budget Summary						
Function: Public Order & Safety	Original Budget 2023/24	Revised Budget as at 30 Sep 2023	Actual as at 31 Dec 2023	Budget Adjustment Required	Revised Budget as at 31 Dec 2023	% Budget Used
<b>Operating Revenue</b>						
Animal Control	47,749	47,749	15,033	0	47,749	31.48%
Fire Services	420,209	420,209	341,742	(74,073)	346,136	98.73%
Emergency Services	0	0	0	0	0	
<b>Total Operating Revenue</b>	<b>467,958</b>	<b>467,958</b>	<b>356,775</b>	<b>(74,073)</b>	<b>393,885</b>	<b>90.58%</b>
<b>Operating Expenditure</b>						
Animal Control	242,396	243,107	123,016	2,126	245,233	50.16%
Fire Services	1,229,961	1,229,961	658,387	(74,073)	1,155,888	56.96%
Emergency Services	70,183	70,695	37,294	8,371	79,066	47.17%
<b>Total Operating Expenditure</b>	<b>1,542,540</b>	<b>1,543,763</b>	<b>818,697</b>	<b>(63,576)</b>	<b>1,480,187</b>	<b>55.31%</b>
<b>Net Operating Surplus / (Deficit)</b>	<b>(1,074,582)</b>	<b>(1,075,805)</b>	<b>(461,923)</b>	<b>(10,497)</b>	<b>(1,086,302)</b>	

## Greater Hume Shire Council

Delivery Program 2023 to 2027

### Quarterly Budget Review

Period ended 31 December 2023

Budget Summary						
Function: Public Order & Safety	Original Budget 2023/24	Revised Budget as at 30 Sep 2023	Actual as at 31 Dec 2023	Budget Adjustment Required	Revised Budget as at 31 Dec 2023	% Budget Used
<b>Capital Revenue</b>						
Animal Control	0	0	0	0	0	
Fire Services	0	0	(5,900)	0	0	
Emergency Services	0	0	0	0	0	
<b>Total Capital Revenue</b>	<b>0</b>	<b>0</b>	<b>(5,900)</b>	<b>0</b>	<b>0</b>	
<b>Net Surplus / (Deficit) after Capital Revenue</b>	<b>(1,074,582)</b>	<b>(1,075,805)</b>	<b>(467,823)</b>	<b>(10,497)</b>	<b>(1,086,302)</b>	
<b>Capital Expenditure</b>						
Animal Control	0	0	0	0	0	
Fire Services	0	0	0	0	0	
Emergency Services	0	0	0	0	0	
<b>Total Capital Expenditure</b>	<b>0</b>	<b>0</b>	<b>0</b>	<b>0</b>	<b>0</b>	
<b>Net Capital Expenditure</b>	<b>0</b>	<b>0</b>	<b>(5,900)</b>	<b>0</b>	<b>0</b>	
<b>Net Surplus / (Deficit) after Capital Expenditure</b>	<b>(1,074,582)</b>	<b>(1,075,805)</b>	<b>(467,823)</b>	<b>(10,497)</b>	<b>(1,086,302)</b>	
<b>Add Back: Non-Cash items included in operating result</b>	<b>93,798</b>	<b>93,798</b>	<b>0</b>	<b>0</b>	<b>93,798</b>	0.00%
<b>Net Cash Surplus / (Deficit) after Capital Expenditure</b>	<b>(980,784)</b>	<b>(982,007)</b>	<b>(467,823)</b>	<b>(10,497)</b>	<b>(992,504)</b>	
Repayments from Deferred Debtors	0	0	0	0	0	
Loan Funds Raised	0	0	0	0	0	
Proceeds on Sale of Assets	0	0	0	0	0	
Loan Repayments	0	0	0	0	0	
Net Transfers (to) / from Reserves	63,623	63,623	0	0	63,623	0.00%
<b>Budgeted Net Increase / (Decrease) in Cash</b>	<b>(917,161)</b>	<b>(918,384)</b>	<b>(467,823)</b>	<b>(10,497)</b>	<b>(928,881)</b>	

# Greater Hume Shire Council

Delivery Program 2023 to 2027

## Quarterly Budget Review

Period ended 31 December 2023

Budget Summary						
Function: Health	Original Budget 2023/24	Revised Budget as at 30 Sep 2023	Actual as at 31 Dec 2023	Budget Adjustment Required	Revised Budget as at 31 Dec 2023	% Budget Used
<b>Operating Revenue</b>						
Health Administration	181,240	182,025	120,863	3,300	185,325	65.22%
<b>Total Operating Revenue</b>	<b>181,240</b>	<b>182,025</b>	<b>120,863</b>	<b>3,300</b>	<b>185,325</b>	<b>65.22%</b>
<b>Operating Expenditure</b>						
Health Administration	205,767	205,767	71,089	0	205,767	34.55%
<b>Total Operating Expenditure</b>	<b>205,767</b>	<b>205,767</b>	<b>71,089</b>	<b>0</b>	<b>205,767</b>	<b>34.55%</b>
<b>Net Operating Surplus / (Deficit)</b>	<b>(24,527)</b>	<b>(23,742)</b>	<b>49,774</b>	<b>3,300</b>	<b>(20,442)</b>	

# Greater Hume Shire Council

Delivery Program 2023 to 2027

## Quarterly Budget Review

Period ended 31 December 2023

Budget Summary						
Function: Health	Original Budget 2023/24	Revised Budget as at 30 Sep 2023	Actual as at 31 Dec 2023	Budget Adjustment Required	Revised Budget as at 31 Dec 2023	% Budget Used
<b>Capital Revenue</b>						
Health Administration	0	0	0	0	0	
<b>Total Capital Revenue</b>	0	0	0	0	0	
<b>Net Surplus / (Deficit) after Capital Revenue</b>	(24,527)	(23,742)	49,774	3,300	(20,442)	
<b>Capital Expenditure</b>						
Health Administration	45,000	45,000	0	0	45,000	0.00%
<b>Total Capital Expenditure</b>	45,000	45,000	0	0	45,000	0.00%
<b>Net Capital Expenditure</b>	(45,000)	(45,000)	0	0	(45,000)	
<b>Net Surplus / (Deficit) after Capital Expenditure</b>	(69,527)	(68,742)	49,774	3,300	(65,442)	
<b>Add Back: Non-Cash items included in operating result</b>	16,468	16,468	0	0	16,468	0.00%
<b>Net Cash Surplus / (Deficit) after Capital Expenditure</b>	(53,059)	(52,274)	49,774	3,300	(48,974)	
Repayments from Deferred Debtors	0	0	0	0	0	
Loan Funds Raised	0	0	0	0	0	
Proceeds on Sale of Assets	15,000	15,000	0	0	15,000	0.00%
Loan Repayments	0	0	0	0	0	
Net Transfers (to) / from Reserves	0	0	0	0	0	
<b>Budgeted Net Increase / (Decrease) in Cash</b>	(38,059)	(37,274)	49,774	3,300	(33,974)	



## Greater Hume Shire Council

Delivery Program 2023 to 2027

### Quarterly Budget Review

Period ended 31 December 2023

#### Budget Summary

Function: Environment	Original Budget 2023/24	Revised Budget as at 30 Sep 2023	Actual as at 31 Dec 2023	Budget Adjustment Required	Revised Budget as at 31 Dec 2023	% Budget Used
<b>Operating Revenue</b>						
Waste Management	1,354,859	1,378,267	1,326,417	22,744	1,401,011	94.68%
Noxious Animals & Insects	0	0	0	0	0	
Noxious Plants	89,754	146,510	56,756	0	146,510	38.74%
Street Cleaning	0	0	0	0	0	
Storm Water Management & Drainage	0	0	0	0	0	
<b>Total Operating Revenue</b>	<b>1,444,613</b>	<b>1,524,777</b>	<b>1,383,173</b>	<b>22,744</b>	<b>1,547,521</b>	<b>89.38%</b>
<b>Operating Expenditure</b>						
Waste Management	1,332,228	1,341,758	631,112	9,623	1,351,381	46.70%
Noxious Animals & Insects	10,000	10,000	0	0	10,000	0.00%
Noxious Plants	266,670	333,169	115,495	(29,991)	303,178	38.09%
Street Cleaning	74,580	74,580	49,127	0	74,580	65.87%
Storm Water Management & Drainage	237,434	237,434	54,892	0	237,434	23.12%
<b>Total Operating Expenditure</b>	<b>1,920,912</b>	<b>1,996,941</b>	<b>850,626</b>	<b>(20,368)</b>	<b>1,976,573</b>	<b>43.04%</b>
<b>Net Operating Surplus / (Deficit)</b>	<b>(476,299)</b>	<b>(472,164)</b>	<b>532,547</b>	<b>43,113</b>	<b>(429,051)</b>	

## Greater Hume Shire Council

Delivery Program 2023 to 2027

## Quarterly Budget Review

Period ended 31 December 2023

## Budget Summary

Function: Environment	Original Budget 2023/24	Revised Budget as at 30 Sep 2023	Actual as at 31 Dec 2023	Budget Adjustment Required	Revised Budget as at 31 Dec 2023	% Budget Used
<b>Capital Revenue</b>						
Waste Management	0	0	0	0	0	
Noxious Animals & Insects	0	0	0	0	0	
Noxious Plants	0	0	0	0	0	
Street Cleaning	0	0	0	0	0	
Storm Water Management & Drainage	2,235,107	3,321,571	565,874	0	3,321,571	17.04%
<b>Total Capital Revenue</b>	<b>2,235,107</b>	<b>3,321,571</b>	<b>565,874</b>	<b>0</b>	<b>3,321,571</b>	<b>17.04%</b>
<b>Net Surplus / (Deficit) after Capital Revenue</b>	<b>1,758,808</b>	<b>2,849,407</b>	<b>1,098,421</b>	<b>43,113</b>	<b>2,892,519</b>	
<b>Capital Expenditure</b>						
Waste Management	20,000	20,000	0	0	20,000	0.00%
Noxious Animals & Insects	0	0	0	0	0	
Noxious Plants	0	0	29,991	29,991	29,991	100.00%
Street Cleaning	0	0	0	0	0	
Storm Water Management & Drainage	2,435,107	3,872,481	1,597,148	0	3,872,481	41.24%
<b>Total Capital Expenditure</b>	<b>2,455,107</b>	<b>3,892,481</b>	<b>1,627,139</b>	<b>29,991</b>	<b>3,922,472</b>	<b>41.48%</b>
<b>Net Capital Expenditure</b>	<b>(220,000)</b>	<b>(570,910)</b>	<b>(1,061,266)</b>	<b>(29,991)</b>	<b>(600,901)</b>	
<b>Net Surplus / (Deficit) after Capital Expenditure</b>	<b>(696,299)</b>	<b>(1,043,074)</b>	<b>(528,719)</b>	<b>13,122</b>	<b>(1,029,952)</b>	
<b>Add Back: Non-Cash items included in operating result</b>	<b>217,844</b>	<b>217,844</b>	<b>0</b>	<b>0</b>	<b>217,844</b>	<b>0.00%</b>
<b>Net Cash Surplus / (Deficit) after Capital Expenditure</b>	<b>(478,455)</b>	<b>(825,230)</b>	<b>(528,719)</b>	<b>13,122</b>	<b>(812,108)</b>	
Repayments from Deferred Debtors	0	0	0	0	0	
Loan Funds Raised	0	0	0	0	0	
Proceeds on Sale of Assets	0	0	0	0	0	
Loan Repayments	0	0	0	0	0	
Net Transfers (to) / from Reserves	185,000	545,653	0	(13,000)	532,653	0.00%
<b>Budgeted Net Increase / (Decrease) in Cash</b>	<b>(293,455)</b>	<b>(279,577)</b>	<b>(528,719)</b>	<b>122</b>	<b>(279,455)</b>	

# Greater Hume Shire Council

Delivery Program 2023 to 2027

## Quarterly Budget Review

Period ended 31 December 2023

Budget Summary						
Function: Community Services & Education	Original Budget 2023/24	Revised Budget as at 30 Sep 2023	Actual as at 31 Dec 2023	Budget Adjustment Required	Revised Budget as at 31 Dec 2023	% Budget Used
<b>Operating Revenue</b>						
Family Day Care	818,500	819,981	268,334	0	819,981	32.72%
Henty Children Services	846,277	846,277	547,158	0	846,277	64.65%
Walla Children Services	727,007	727,007	401,643	0	727,007	55.25%
Holbrook Children Services	1,357,552	1,357,552	717,836	0	1,357,552	52.88%
Culcairn Children Services	526,801	526,801	314,975	0	526,801	59.79%
Pre-Schools	0	0	0	0	0	
Youth Services	0	1,500	34,195	36,200	37,700	90.70%
Community Housing	45,528	45,528	18,945	0	45,528	41.61%
Frampton Court Rental Units	93,280	93,280	45,990	0	93,280	49.30%
Kala Court Rental Units	37,497	37,497	19,040	0	37,497	50.78%
Kala Court Self Funded Units	78,163	78,163	12,118	0	78,163	15.50%
Aged Care Rental Units - Culcairn	19,512	19,512	12,630	0	19,512	64.73%
Aged Care Rental Units - Jindera	21,280	21,280	11,075	0	21,280	52.04%
Other Community Services	47,625	50,508	34,044	0	50,508	67.40%
<b>Total Operating Revenue</b>	<b>4,619,022</b>	<b>4,624,886</b>	<b>2,437,983</b>	<b>36,200</b>	<b>4,661,087</b>	<b>52.31%</b>
<b>Operating Expenditure</b>						
Family Day Care	1,057,413	1,058,894	426,864	5,167	1,064,061	40.12%
Henty Children Services	642,458	657,241	371,335	0	657,241	56.50%
Walla Children Services	715,753	718,151	355,267	0	718,151	49.47%
Holbrook Children Services	1,152,272	1,154,584	676,118	0	1,154,584	58.56%
Culcairn Children Services	682,336	681,793	329,162	0	681,793	48.28%
Pre-Schools	2,620	2,620	1,701	0	2,620	64.94%
Youth Services	13,490	14,990	18,007	36,200	51,190	35.18%
Community Housing	58,112	58,643	21,684	0	58,643	36.98%
Frampton Court Rental Units	114,941	115,579	47,965	(11,627)	103,952	46.14%
Kala Court Rental Units	43,393	38,868	19,398	0	38,868	49.91%
Kala Court Self Funded Units	92,757	88,729	25,197	(7,600)	81,129	31.06%
Aged Care Rental Units - Culcairn	20,700	20,855	10,889	3,868	24,723	44.04%
Aged Care Rental Units - Jindera	19,282	19,310	12,801	7,485	26,795	47.77%
Other Community Services	30,749	33,632	40,487	0	33,632	
<b>Total Operating Expenditure</b>	<b>4,646,276</b>	<b>4,663,889</b>	<b>2,356,874</b>	<b>33,493</b>	<b>4,697,383</b>	<b>50.17%</b>
<b>Net Operating Surplus / (Deficit)</b>	<b>(27,254)</b>	<b>(39,003)</b>	<b>81,109</b>	<b>2,707</b>	<b>(36,296)</b>	

# Greater Hume Shire Council

Delivery Program 2023 to 2027

## Quarterly Budget Review

Period ended 31 December 2023

Budget Summary						
Function: Community Services & Education	Original Budget 2023/24	Revised Budget as at 30 Sep 2023	Actual as at 31 Dec 2023	Budget Adjustment Required	Revised Budget as at 31 Dec 2023	% Budget Used
<b>Capital Revenue</b>						
Family Day Care	0	0	0	0	0	
Henty Children Services	0	0	0	0	0	
Walla Children Services	0	0	0	0	0	
Holbrook Children Services	0	0	0	0	0	
Culcairn Children Services	0	0	0	0	0	
Pre-Schools	0	0	0	0	0	
Youth Services	0	0	0	0	0	
Community Housing	0	0	0	0	0	
Frampton Court Rental Units	0	0	0	0	0	
Kala Court Rental Units	0	0	0	0	0	
Kala Court Self Funded Units	0	0	0	0	0	
Aged Care Rental Units - Culcairn	0	0	0	0	0	
Aged Care Rental Units - Jindera	0	0	0	0	0	
Other Community Services	0	0	0	0	0	
<b>Total Capital Revenue</b>	<b>0</b>	<b>0</b>	<b>0</b>	<b>0</b>	<b>0</b>	
<b>Net Surplus / (Deficit) after Capital Revenue</b>	<b>(27,254)</b>	<b>(39,003)</b>	81,109	2,707	<b>(36,296)</b>	
<b>Capital Expenditure</b>						
Family Day Care	0	0	39,450	0	0	
Henty Children Services	0	0	0	0	0	
Walla Children Services	0	0	0	0	0	
Holbrook Children Services	0	0	4,600	4,600	4,600	100.00%
Culcairn Children Services	0	0	0	0	0	
Pre-Schools	0	0	0	0	0	
Youth Services	0	0	0	0	0	
Community Housing	43,000	43,000	0	0	43,000	0.00%
Frampton Court Rental Units	24,000	24,000	13,302	0	24,000	55.43%
Kala Court Rental Units	28,000	28,000	0	0	28,000	0.00%
Kala Court Self Funded Units	28,000	28,000	31,371	3,371	31,371	100.00%
Aged Care Rental Units - Culcairn	15,000	15,000	2,664	0	15,000	17.76%
Aged Care Rental Units - Jindera	15,000	15,000	0	0	15,000	0.00%
Other Community Services	0	0	0	0	0	
<b>Total Capital Expenditure</b>	<b>153,000</b>	<b>153,000</b>	<b>91,387</b>	<b>7,971</b>	<b>160,971</b>	<b>56.77%</b>
<b>Net Capital Expenditure</b>	<b>(153,000)</b>	<b>(153,000)</b>	<b>(91,387)</b>	<b>(7,971)</b>	<b>(160,971)</b>	
<b>Net Surplus / (Deficit) after Capital Expenditure</b>	<b>(180,254)</b>	<b>(192,003)</b>	<b>(10,278)</b>	<b>(5,264)</b>	<b>(197,267)</b>	
<b>Add Back: Non-Cash items included in operating result</b>	<b>113,611</b>	<b>113,611</b>	<b>0</b>	<b>0</b>	<b>113,611</b>	<b>0.00%</b>
<b>Net Cash Surplus / (Deficit) after Capital Expenditure</b>	<b>(66,643)</b>	<b>(78,392)</b>	<b>(10,278)</b>	<b>(5,264)</b>	<b>(83,656)</b>	
Repayments from Deferred Debtors	0	0	0	0	0	
Loan Funds Raised	0	0	0	0	0	
Proceeds on Sale of Assets	0	0	0	0	0	
Loan Repayments	0	0	0	0	0	
<b>Net Transfers (to) / from Reserves</b>	<b>65,338</b>	<b>77,087</b>	<b>18,321</b>	<b>5,264</b>	<b>82,351</b>	<b>22.25%</b>
<b>Budgeted Net Increase / (Decrease) in Cash</b>	<b>(1,305)</b>	<b>(1,305)</b>	<b>8,044</b>	<b>0</b>	<b>(1,305)</b>	

## Greater Hume Shire Council

Delivery Program 2023 to 2027

## Quarterly Budget Review

Period ended 31 December 2023

## Budget Summary

Function: Housing & Community Amenities	Original Budget 2023/24	Revised Budget as at 30 Sep 2023	Actual as at 31 Dec 2023	Budget Adjustment Required	Revised Budget as at 31 Dec 2023	% Budget Used
<b>Operating Revenue</b>						
Street Lighting	24,000	24,000	0	0	24,000	0.00%
Public Cemeteries	65,227	65,227	47,506	17,736	82,963	57.26%
Town Planning	254,605	287,267	280,695	150,000	437,267	64.19%
Public Conveniences	0	0	0	0	0	
Council Owned Housing	18,408	18,408	19,835	18,000	36,408	54.48%
Wirraminna Environmental Education Centre	0	0	0	0	0	
Other Community Amenities	66,250	66,250	66,250	0	66,250	100.00%
<b>Total Operating Revenue</b>	<b>428,490</b>	<b>461,152</b>	<b>414,286</b>	<b>185,736</b>	<b>646,889</b>	<b>64.04%</b>
<b>Operating Expenditure</b>						
Street Lighting	121,606	134,792	75,494	0	134,792	56.01%
Public Cemeteries	141,646	143,723	62,463	17,691	161,414	38.70%
Town Planning	651,842	704,842	238,116	0	704,842	33.78%
Public Conveniences	271,210	271,886	131,599	0	271,886	48.40%
Council Owned Housing	36,504	36,875	20,293	796	37,671	53.87%
Wirraminna Environmental Education Centre	16,455	17,622	12,359	0	17,622	70.13%
Other Community Amenities	0	0	0	0	0	
<b>Total Operating Expenditure</b>	<b>1,239,263</b>	<b>1,309,740</b>	<b>540,323</b>	<b>18,487</b>	<b>1,328,227</b>	<b>40.68%</b>
<b>Net Operating Surplus / (Deficit)</b>	<b>(810,773)</b>	<b>(848,588)</b>	<b>(126,037)</b>	<b>167,250</b>	<b>(681,338)</b>	

## Greater Hume Shire Council

Delivery Program 2023 to 2027

## Quarterly Budget Review

Period ended 31 December 2023

## Budget Summary

Function: Housing & Community Amenities	Original Budget 2023/24	Revised Budget as at 30 Sep 2023	Actual as at 31 Dec 2023	Budget Adjustment Required	Revised Budget as at 31 Dec 2023	% Budget Used
<b>Capital Revenue</b>						
Street Lighting	0	0	0	0	0	
Public Cemeteries	0	0	0	0	0	
Town Planning	200,000	200,000	95,954	0	200,000	47.98%
Public Conveniences	0	0	0	0	0	
Council Owned Housing	0	0	0	0	0	
Wirraminna Environmental Education Centre	0	0	0	22,581	22,581	0.00%
Other Community Amenities	0	0	0	0	0	
<b>Total Capital Revenue</b>	<b>200,000</b>	<b>200,000</b>	<b>95,954</b>	<b>22,581</b>	<b>222,581</b>	<b>43.11%</b>
<b>Net Surplus / (Deficit) after Capital Revenue</b>	<b>(610,773)</b>	<b>(648,588)</b>	<b>(30,083)</b>	<b>189,831</b>	<b>(458,757)</b>	
<b>Capital Expenditure</b>						
Street Lighting	0	0	0	0	0	
Public Cemeteries	10,000	30,000	0	0	30,000	0.00%
Town Planning	0	32,662	5,385	0	32,662	16.49%
Public Conveniences	0	160,000	2,205	2,205	162,205	1.36%
Council Owned Housing	0	0	16,952	16,952	16,952	100.00%
Wirraminna Environmental Education Centre	0	0	0	22,581	22,581	
Other Community Amenities	0	0	0	0	0	0.00%
<b>Total Capital Expenditure</b>	<b>10,000</b>	<b>222,662</b>	<b>24,541</b>	<b>41,738</b>	<b>264,400</b>	<b>9.28%</b>
<b>Net Capital Expenditure</b>	<b>190,000</b>	<b>(22,662)</b>	<b>71,413</b>	<b>(19,157)</b>	<b>(41,819)</b>	
<b>Net Surplus / (Deficit) after Capital Expenditure</b>	<b>(620,773)</b>	<b>(871,250)</b>	<b>(54,624)</b>	<b>148,093</b>	<b>(723,157)</b>	
<b>Add Back: Non-Cash items included in operating result</b>	<b>66,210</b>	<b>66,210</b>	<b>0</b>	<b>0</b>	<b>66,210</b>	<b>0.00%</b>
<b>Net Cash Surplus / (Deficit) after Capital Expenditure</b>	<b>(554,563)</b>	<b>(805,040)</b>	<b>(54,624)</b>	<b>148,093</b>	<b>(656,947)</b>	
Repayments from Deferred Debtors	0	0	0	0	0	0.00%
Loan Funds Raised	0	0	0	0	0	
Proceeds on Sale of Assets	0	0	0	0	0	
Loan Repayments	0	0	0	0	0	
Net Transfers (to) / from Reserves	(193,415)	55,192	17,410	(150,252)	(95,060)	-18.31%
<b>Budgeted Net Increase / (Decrease) in Cash</b>	<b>(747,978)</b>	<b>(749,848)</b>	<b>(37,214)</b>	<b>(2,159)</b>	<b>(752,007)</b>	

# Greater Hume Shire Council

Delivery Program 2023 to 2027

## Quarterly Budget Review

Period ended 31 December 2023

### Budget Summary

Function: Water Supplies	Original Budget 2023/24	Revised Budget as at 30 Sep 2023	Actual as at 31 Dec 2023	Budget Adjustment Required	Revised Budget as at 31 Dec 2023	% Budget Used
<b>Operating Revenue</b>						
Water Supplies	2,308,726	2,308,726	399,429	0	2,308,726	17.30%
<b>Total Operating Revenue</b>	<b>2,308,726</b>	<b>2,308,726</b>	<b>399,429</b>	<b>0</b>	<b>2,308,726</b>	<b>17.30%</b>
<b>Operating Expenditure</b>						
Water Supplies	2,098,692	2,101,127	614,869	0	2,101,127	29.26%
<b>Total Operating Expenditure</b>	<b>2,098,692</b>	<b>2,101,127</b>	<b>614,869</b>	<b>0</b>	<b>2,101,127</b>	<b>29.26%</b>
<b>Net Operating Surplus / (Deficit)</b>	<b>210,034</b>	<b>207,599</b>	<b>(215,440)</b>	<b>0</b>	<b>207,599</b>	

# Greater Hume Shire Council

Delivery Program 2023 to 2027

## Quarterly Budget Review

Period ended 31 December 2023

### Budget Summary

Function: Water Supplies	Original Budget 2023/24	Revised Budget as at 30 Sep 2023	Actual as at 31 Dec 2023	Budget Adjustment Required	Revised Budget as at 31 Dec 2023	% Budget Used
<b>Capital Revenue</b>						
Water Supplies	0	13,560	13,560	0	13,560	100.00%
<b>Total Capital Revenue</b>	<b>0</b>	<b>13,560</b>	<b>13,560</b>	<b>0</b>	<b>13,560</b>	<b>100.00%</b>
<b>Net Surplus / (Deficit) after Capital Revenue</b>	210,034	221,159	(201,880)	0	221,159	
<b>Capital Expenditure</b>						
Water Supplies	517,000	525,842	81,442	26,600	552,442	14.74%
<b>Total Capital Expenditure</b>	<b>517,000</b>	<b>525,842</b>	<b>81,442</b>	<b>26,600</b>	<b>552,442</b>	<b>14.74%</b>
<b>Net Capital Expenditure</b>	<b>(517,000)</b>	<b>(512,282)</b>	<b>(67,882)</b>	<b>(26,600)</b>	<b>(538,882)</b>	
<b>Net Surplus / (Deficit) after Capital Expenditure</b>	<b>(306,966)</b>	<b>(304,683)</b>	<b>(283,322)</b>	<b>(26,600)</b>	<b>(331,283)</b>	
<b>Add Back: Non-Cash items included in operating result</b>	<b>491,000</b>	<b>491,000</b>	<b>0</b>	<b>0</b>	<b>491,000</b>	<b>0.00%</b>
<b>Net Cash Surplus / (Deficit) after Capital Expenditure</b>	<b>184,034</b>	<b>186,317</b>	<b>(283,322)</b>	<b>(26,600)</b>	<b>159,717</b>	
Repayments from Deferred Debtors	0	0	0	0	0	
Loan Funds Raised	0	0	0	0	0	
Proceeds on Sale of Assets	0	0	0	0	0	
Loan Repayments	0	0	0	0	0	
<b>Net Transfers (to) / from Reserves</b>	<b>(184,034)</b>	<b>(186,317)</b>	<b>283,322</b>	<b>26,600</b>	<b>(159,717)</b>	<b>-177.39%</b>
<b>Budgeted Net Increase / (Decrease) in Cash</b>	<b>0</b>	<b>0</b>	<b>0</b>	<b>0</b>	<b>0</b>	



## Greater Hume Shire Council

Delivery Program 2023 to 2027

### Quarterly Budget Review

Period ended 31 December 2023

Budget Summary						
Function: Sewerage Services	Original Budget 2023/24	Revised Budget as at 30 Sep 2023	Actual as at 31 Dec 2023	Budget Adjustment Required	Revised Budget as at 31 Dec 2023	% Budget Used
<b>Operating Revenue</b>						
Sewerage Services	1,805,512	1,805,512	1,137,399	0	1,805,512	63.00%
<b>Total Operating Revenue</b>	<b>1,805,512</b>	<b>1,805,512</b>	<b>1,137,399</b>	<b>0</b>	<b>1,805,512</b>	<b>63.00%</b>
<b>Operating Expenditure</b>						
Sewerage Services	2,040,045	2,040,174	792,035	0	2,040,174	38.82%
<b>Total Operating Expenditure</b>	<b>2,040,045</b>	<b>2,040,174</b>	<b>792,035</b>	<b>0</b>	<b>2,040,174</b>	<b>38.82%</b>
<b>Net Operating Surplus / (Deficit)</b>	<b>(234,533)</b>	<b>(234,662)</b>	<b>345,364</b>	<b>0</b>	<b>(234,662)</b>	

## Greater Hume Shire Council

Delivery Program 2023 to 2027

### Quarterly Budget Review

Period ended 31 December 2023

Budget Summary						
Function: Sewerage Services	Original Budget 2023/24	Revised Budget as at 30 Sep 2023	Actual as at 31 Dec 2023	Budget Adjustment Required	Revised Budget as at 31 Dec 2023	% Budget Used
<b>Capital Revenue</b>						
Sewerage Services	0	22,622	22,622	0	22,622	100.00%
<b>Total Capital Revenue</b>	<b>0</b>	<b>22,622</b>	<b>22,622</b>	<b>0</b>	<b>22,622</b>	<b>100.00%</b>
<b>Net Surplus / (Deficit) after Capital Revenue</b>	<b>(234,533)</b>	<b>(212,040)</b>	<b>367,986</b>	<b>0</b>	<b>(212,040)</b>	
<b>Capital Expenditure</b>						
Sewerage Services	741,000	744,294	91,649	56,921	801,215	11.44%
<b>Total Capital Expenditure</b>	<b>741,000</b>	<b>744,294</b>	<b>91,649</b>	<b>56,921</b>	<b>801,215</b>	<b>11.44%</b>
<b>Net Capital Expenditure</b>	<b>(741,000)</b>	<b>(721,672)</b>	<b>(69,027)</b>	<b>(56,921)</b>	<b>(778,593)</b>	
<b>Net Surplus / (Deficit) after Capital Expenditure</b>	<b>(975,533)</b>	<b>(956,334)</b>	<b>276,337</b>	<b>(56,921)</b>	<b>(1,013,255)</b>	
<b>Add Back: Non-Cash items included in operating result</b>	<b>748,000</b>	<b>748,000</b>	<b>0</b>	<b>0</b>	<b>748,000</b>	<b>0.00%</b>
<b>Net Cash Surplus / (Deficit) after Capital Expenditure</b>	<b>(227,533)</b>	<b>(208,334)</b>	<b>276,337</b>	<b>(56,921)</b>	<b>(265,255)</b>	
Repayments from Deferred Debtors	0	0	0	0	0	
Loan Funds Raised	0	0	0	0	0	
Proceeds on Sale of Assets	0	0	0	0	0	
Loan Repayments	0	0	0	0	0	
<b>Net Transfers (to) / from Reserves</b>	<b>227,533</b>	<b>208,334</b>	<b>(276,337)</b>	<b>56,921</b>	<b>265,255</b>	<b>-104.18%</b>
<b>Budgeted Net Increase / (Decrease) in Cash</b>	<b>0</b>	<b>0</b>	<b>0</b>	<b>0</b>	<b>0</b>	

# Greater Hume Shire Council

Delivery Program 2023 to 2027

## Quarterly Budget Review

Period ended 31 December 2023

Budget Summary						
Function: Recreation & Culture	Original Budget 2023/24	Revised Budget as at 30 Sep 2023	Actual as at 31 Dec 2023	Budget Adjustment Required	Revised Budget as at 31 Dec 2023	% Budget Used
<b>Operating Revenue</b>						
Public Halls	3,350	3,350	2,599	575	3,925	66.21%
Libraries	125,182	138,712	159,671	31,260	169,972	93.94%
Museums	0	7,088	7,088	0	7,088	100.00%
Swimming Pools	78,631	78,631	59,025	0	78,631	75.07%
Sporting Grounds & Recreation Reserves	0	0	4,585	0	0	
Parks & Gardens	0	0	0	0	0	
Other Cultural Services	0	0	0	0	0	
<b>Total Operating Revenue</b>	<b>207,163</b>	<b>227,781</b>	<b>232,968</b>	<b>31,835</b>	<b>259,617</b>	<b>89.74%</b>
<b>Operating Expenditure</b>						
Public Halls	362,627	370,888	98,121	575	371,463	26.41%
Libraries	821,089	840,598	380,662	31,260	871,858	43.66%
Museums	38,413	46,615	19,296	0	46,615	41.40%
Swimming Pools	1,020,630	1,022,633	303,419	0	1,022,633	29.67%
Sporting Grounds & Recreation Reserves	1,732,129	1,775,216	501,842	0	1,775,216	28.27%
Parks & Gardens	490,797	490,829	178,608	0	490,829	36.31%
Other Cultural Services	0	0	0	0	0	
<b>Total Operating Expenditure</b>	<b>4,465,685</b>	<b>4,546,779</b>	<b>1,481,948</b>	<b>31,835</b>	<b>4,578,615</b>	<b>32.36%</b>
<b>Net Operating Surplus / (Deficit)</b>	<b>(4,258,522)</b>	<b>(4,318,998)</b>	<b>(1,248,980)</b>	<b>0</b>	<b>(4,318,998)</b>	

# Greater Hume Shire Council

Delivery Program 2023 to 2027

## Quarterly Budget Review

Period ended 31 December 2023

Budget Summary						
Function: Recreation & Culture	Original Budget 2023/24	Revised Budget as at 30 Sep 2023	Actual as at 31 Dec 2023	Budget Adjustment Required	Revised Budget as at 31 Dec 2023	% Budget Used
<b>Capital Revenue</b>						
Public Halls	130,000	130,000	0	0	130,000	0.00%
Libraries	0	162,587	162,587	0	162,587	100.00%
Museums	0	0	0	0	0	
Swimming Pools	0	140,340	(23,523)	0	140,340	-16.76%
Sporting Grounds & Recreation Reserves	35,000	758,977	528,701	94,725	853,702	61.93%
Parks & Gardens	0	80,000	88,000	0	80,000	110.00%
Other Cultural Services	0	0	0	0	0	
<b>Total Capital Revenue</b>	<b>165,000</b>	<b>1,271,904</b>	<b>755,766</b>	<b>94,725</b>	<b>1,366,629</b>	<b>55.30%</b>
<b>Net Surplus / (Deficit) after Capital Revenue</b>	<b>(4,093,522)</b>	<b>(3,047,094)</b>	<b>(493,215)</b>	<b>94,725</b>	<b>(2,952,369)</b>	
<b>Capital Expenditure</b>						
Public Halls	170,000	186,606	42,185	2,084	188,690	22.36%
Libraries	0	162,587	54,567	10,084	172,671	31.60%
Museums	0	0	0	0	0	
Swimming Pools	55,000	408,360	172,312	41	408,401	42.19%
Sporting Grounds & Recreation Reserves	95,000	890,273	311,308	97,665	987,937	31.51%
Parks & Gardens	120,000	208,161	23,755	8,000	216,161	10.99%
Other Cultural Services	0	0	0	0	0	
<b>Total Capital Expenditure</b>	<b>440,000</b>	<b>1,855,987</b>	<b>604,126</b>	<b>117,873</b>	<b>1,973,861</b>	<b>30.61%</b>
<b>Net Capital Expenditure</b>	<b>(275,000)</b>	<b>(584,084)</b>	<b>151,639</b>	<b>(23,148)</b>	<b>(607,232)</b>	
<b>Net Surplus / (Deficit) after Capital Expenditure</b>	<b>(4,533,522)</b>	<b>(4,903,082)</b>	<b>(1,097,341)</b>	<b>(23,148)</b>	<b>(4,926,230)</b>	
<b>Add Back: Non-Cash items included in operating result</b>	<b>1,861,647</b>	<b>1,861,647</b>	<b>0</b>	<b>0</b>	<b>1,861,647</b>	<b>0.00%</b>
<b>Net Cash Surplus / (Deficit) after Capital Expenditure</b>	<b>(2,671,875)</b>	<b>(3,041,435)</b>	<b>(1,097,341)</b>	<b>(23,148)</b>	<b>(3,064,583)</b>	
Repayments from Deferred Debtors	0	0	0	0	0	
Loan Funds Raised	0	0	0	0	0	
Proceeds on Sale of Assets	0	0	0	0	0	
Loan Repayments	(63,296)	(63,296)	0	0	(63,296)	0.00%
Net Transfers (to) / from Reserves	0	347,263	0	1,365	348,628	-0.21%
<b>Budgeted Net Increase / (Decrease) in Cash</b>	<b>(2,735,171)</b>	<b>(2,757,467)</b>	<b>(1,097,341)</b>	<b>(21,783)</b>	<b>(2,779,251)</b>	

## Greater Hume Shire Council

Delivery Program 2023 to 2027

### Quarterly Budget Review

Period ended 31 December 2023

Budget Summary						
Function: Mining, Manufacturing & Construction	Original Budget 2023/24	Revised Budget as at 30 Sep 2023	Actual as at 31 Dec 2023	Budget Adjustment Required	Revised Budget as at 31 Dec 2023	% Budget Used
<b>Operating Revenue</b>						
Building Control	179,491	179,491	86,437	0	179,491	28.39%
Quarries & Pits	0	0	0	0	0	
<b>Total Operating Revenue</b>	<b>179,491</b>	<b>179,491</b>	<b>86,437</b>	<b>0</b>	<b>179,491</b>	<b>28.39%</b>
<b>Operating Expenditure</b>						
Building Control	469,889	469,889	246,983	0	469,889	25.44%
Quarries & Pits	(126,702)	(126,702)	(238,917)	0	(126,702)	1.65%
<b>Total Operating Expenditure</b>	<b>343,187</b>	<b>343,187</b>	<b>8,066</b>	<b>0</b>	<b>343,187</b>	<b>34.22%</b>
<b>Net Operating Surplus / (Deficit)</b>	<b>(163,696)</b>	<b>(163,696)</b>	<b>78,371</b>	<b>0</b>	<b>(163,696)</b>	

## Greater Hume Shire Council

Delivery Program 2023 to 2027

## Quarterly Budget Review

Period ended 31 December 2023

Budget Summary						
Function: Mining, Manufacturing & Construction	Original Budget 2023/24	Revised Budget as at 30 Sep 2023	Actual as at 31 Dec 2023	Budget Adjustment Required	Revised Budget as at 31 Dec 2023	% Budget Used
<b>Capital Revenue</b>						
Building Control	0	0	0	0	0	
Quarries & Pits	0	0	0	0	0	
<b>Total Capital Revenue</b>	<b>0</b>	<b>0</b>	<b>0</b>	<b>0</b>	<b>0</b>	
<b>Net Surplus / (Deficit) after Capital Revenue</b>	<b>(163,696)</b>	<b>(163,696)</b>	<b>78,371</b>	<b>0</b>	<b>(163,696)</b>	
<b>Capital Expenditure</b>						
Building Control	0	45,000	0	0	45,000	
Quarries & Pits	0	0	0	0	0	
<b>Total Capital Expenditure</b>	<b>0</b>	<b>45,000</b>	<b>0</b>	<b>0</b>	<b>45,000</b>	<b>0.00%</b>
<b>Net Capital Expenditure</b>	<b>0</b>	<b>(45,000)</b>	<b>0</b>	<b>0</b>	<b>(45,000)</b>	
<b>Net Surplus / (Deficit) after Capital Expenditure</b>	<b>(163,696)</b>	<b>(208,696)</b>	<b>78,371</b>	<b>0</b>	<b>(208,696)</b>	
<b>Add Back: Non-Cash items included in operating result</b>	<b>7,164</b>	<b>7,164</b>	<b>0</b>	<b>0</b>	<b>7,164</b>	<b>0.00%</b>
<b>Net Cash Surplus / (Deficit) after Capital Expenditure</b>	<b>(156,532)</b>	<b>(201,532)</b>	<b>78,371</b>	<b>0</b>	<b>(201,532)</b>	
Repayments from Deferred Debtors	0	0	0	0	0	
Loan Funds Raised	0	0	0	0	0	
Proceeds on Sale of Assets	0	15,000	0	0	15,000	0.00%
Loan Repayments	0	0	0	0	0	
Net Transfers (to) / from Reserves	(130,000)	(100,000)	(238,917)	0	(100,000)	2.09%
<b>Budgeted Net Increase / (Decrease) in Cash</b>	<b>(286,532)</b>	<b>(286,532)</b>	<b>(160,546)</b>	<b>0</b>	<b>(286,532)</b>	

## Greater Hume Shire Council

Delivery Program 2023 to 2027

### Quarterly Budget Review

Period ended 31 December 2023

#### Budget Summary

Function: Transport & Communications	Original Budget 2023/24	Revised Budget as at 30 Sep 2023	Actual as at 31 Dec 2023	Budget Adjustment Required	Revised Budget as at 31 Dec 2023	% Budget Used
<b>Operating Revenue</b>						
FAG Grant - Roads Component	2,441,637	2,441,637	0	0	2,441,637	0.00%
Urban Local Roads	0	0	0	0	0	
Sealed Rural Roads Local	8,178	8,178	4,907	0	8,178	60.01%
Sealed Regional Roads Block Grant & Repair	1,940,000	1,940,000	1,188,000	0	1,940,000	61.24%
Unsealed Rural Roads Local	0	0	0	0	0	
Roads to Recovery	1,184,315	1,782,258	422,102	0	1,782,258	23.68%
Bridges	0	0	0	0	0	
Kerb & Gutter	0	0	0	0	0	
Footpaths	0	0	0	0	0	
Aerodromes	0	578	578	0	578	100.00%
Bus Shelters	0	0	0	0	0	
Ancillary Road Works	0	0	0	0	0	
PAMPS & Cycleways	40,000	40,000	0	0	40,000	0.00%
State Roads RMCC Works	2,764,200	2,764,200	483,869	0	2,764,200	17.50%
Natural Disaster Recovery	0	0	4,518,868	0	0	
Road Safety Officer	60,704	60,704	0	0	60,704	0.00%
<b>Total Operating Revenue</b>	<b>8,439,034</b>	<b>9,037,555</b>	<b>6,618,325</b>	<b>0</b>	<b>9,037,555</b>	<b>73.23%</b>
<b>Operating Expenditure</b>						
FAG Grant - Roads Component	0	0	0	0	0	0.00%
Urban Local Roads	1,185,195	1,176,218	442,396	0	1,176,218	37.61%
Sealed Rural Roads Local	2,515,091	2,515,091	577,635	0	2,515,091	22.97%
Sealed Regional Roads Block Grant & Repair	1,854,684	1,854,684	397,072	0	1,854,684	21.41%
Unsealed Rural Roads Local	2,724,364	2,724,364	532,619	0	2,724,364	19.55%
Roads to Recovery	0	0	0	0	0	
Bridges	758,083	758,083	12,053	0	758,083	1.59%
Kerb & Gutter	184,745	184,745	44,116	0	184,745	23.88%
Footpaths	106,073	106,073	19,519	0	106,073	18.40%
Aerodromes	31,164	32,273	12,262	0	32,273	37.99%
Bus Shelters	5,420	5,420	0	0	5,420	0.00%
Ancillary Road Works	0	0	0	0	0	
PAMPS & Cycleways	80,000	233,194	0	0	233,194	0.00%
State Roads RMCC Works	2,764,200	2,764,200	395,304	0	2,764,200	14.30%
Natural Disaster Recovery	0	3,520,581	4,916,131	0	3,520,581	139.64%
Road Safety Officer	95,866	95,866	24	0	95,866	
<b>Total Operating Expenditure</b>	<b>12,304,885</b>	<b>15,970,792</b>	<b>7,349,131</b>	<b>0</b>	<b>15,970,792</b>	<b>46.02%</b>
<b>Net Operating Surplus / (Deficit)</b>	<b>(3,865,851)</b>	<b>(6,933,237)</b>	<b>(730,806)</b>	<b>0</b>	<b>(6,933,237)</b>	

# Greater Hume Shire Council

Delivery Program 2023 to 2027

## Quarterly Budget Review

Period ended 31 December 2023

### Budget Summary

Function: Transport & Communications	Original Budget 2023/24	Revised Budget as at 30 Sep 2023	Actual as at 31 Dec 2023	Budget Adjustment Required	Revised Budget as at 31 Dec 2023	% Budget Used
<b>Capital Revenue</b>						
FAG Grant - Roads Component	0	0	0	0	0	0.00%
Urban Local Roads	0	660,000	168,000	0	660,000	50.91%
Sealed Rural Roads Local	2,337,262	3,830,259	1,985,336	0	3,830,259	55.10%
Sealed Regional Roads Block Grant & Repair	7,252,564	8,313,138	1,038,784	0	8,313,138	12.50%
Unsealed Rural Roads Local	0	629,142	175,000	0	629,142	27.82%
Roads to Recovery	0	0	0	0	0	
Bridges	1,000,000	3,278,000	1,000,000	0	3,278,000	0.00%
Kerb & Gutter	0	0	0	0	0	
Footpaths	16,000	294,694	197,131	0	294,694	64.18%
Aerodromes	0	0	0	0	0	
Bus Shelters	0	0	0	0	0	
Ancillary Road Works	0	0	0	0	0	
PAMPS & Cycleways	0	0	0	0	0	
State Roads RMCC Works	0	0	0	0	0	
Natural Disaster Recovery	0	0	0	0	0	
Road Safety Officer	0	0	0	0	0	
<b>Total Capital Revenue</b>	<b>10,605,826</b>	<b>17,005,233</b>	<b>4,564,251</b>	<b>0</b>	<b>17,005,233</b>	<b>22.64%</b>
<b>Net Surplus / (Deficit) after Capital Revenue</b>	<b>6,739,975</b>	<b>10,071,996</b>	<b>3,833,444</b>	<b>0</b>	<b>10,071,996</b>	
<b>Capital Expenditure</b>						
FAG Grant - Roads Component	0	0	0	0	0	0.00%
Urban Local Roads	180,000	848,978	16,614	0	848,978	1.96%
Sealed Rural Roads Local	3,598,042	5,913,268	751,312	2,624	5,915,892	12.70%
Sealed Regional Roads Block Grant & Repair	8,442,564	10,585,575	1,263,526	0	10,585,575	11.94%
Unsealed Rural Roads Local	1,640,000	3,066,711	1,903,532	0	3,066,711	62.07%
Roads to Recovery	1,184,315	1,782,258	137,148	0	1,782,258	7.70%
Bridges	1,000,000	3,314,411	1,215,069	0	3,314,411	36.66%
Kerb & Gutter	0	0	0	0	0	
Footpaths	40,000	318,694	124,319	0	318,694	39.01%
Aerodromes	150,000	180,000	0	0	180,000	0.00%
Bus Shelters	5,000	5,000	0	0	5,000	0.00%
Ancillary Road Works	50,000	171,425	0	0	171,425	0.00%
PAMPS & Cycleways	0	0	0	0	0	
State Roads RMCC Works	0	0	0	0	0	
Natural Disaster Recovery	0	0	0	0	0	
Road Safety Officer	0	0	0	0	0	
<b>Total Capital Expenditure</b>	<b>16,289,921</b>	<b>26,186,320</b>	<b>5,411,520</b>	<b>2,624</b>	<b>26,188,944</b>	<b>20.66%</b>
<b>Net Capital Expenditure</b>	<b>(5,684,095)</b>	<b>(9,181,087)</b>	<b>(847,269)</b>	<b>(2,624)</b>	<b>(9,183,710)</b>	
<b>Net Surplus / (Deficit) after Capital Expenditure</b>	<b>(9,549,946)</b>	<b>(16,114,323)</b>	<b>(1,578,075)</b>	<b>(2,624)</b>	<b>(16,116,947)</b>	
<b>Add Back: Non-Cash items included in operating result</b>	<b>5,230,260</b>	<b>5,230,260</b>	<b>0</b>	<b>0</b>	<b>5,230,260</b>	<b>0.00%</b>
<b>Net Cash Surplus / (Deficit) after Capital Expenditure</b>	<b>(4,319,686)</b>	<b>(10,884,063)</b>	<b>(1,578,075)</b>	<b>(2,624)</b>	<b>(10,886,687)</b>	
Repayments from Deferred Debtors	0	0	0	0	0	
Loan Funds Raised	0	0	0	0	0	
Proceeds on Sale of Assets	0	0	0	0	0	
Loan Repayments	(356,966)	(356,966)	0	0	(356,966)	0.00%
Net Transfers (to) / from Reserves	0	6,563,846	0	0	6,563,846	0.00%
<b>Budgeted Net Increase / (Decrease) in Cash</b>	<b>(4,676,652)</b>	<b>(4,677,183)</b>	<b>(1,578,075)</b>	<b>(2,624)</b>	<b>(4,679,807)</b>	



## Greater Hume Shire Council

Delivery Program 2023 to 2027

### Quarterly Budget Review

Period ended 31 December 2023

Budget Summary						
Function: Economic Affairs	Original Budget 2023/24	Revised Budget as at 30 Sep 2023	Actual as at 31 Dec 2023	Budget Adjustment Required	Revised Budget as at 31 Dec 2023	% Budget Used
<b>Operating Revenue</b>						
Jindera Medical Centre	20,663	20,663	12,544	0	20,663	60.71%
Caravan Parks	55,440	55,440	28,458	0	55,440	51.33%
Tourism Operations	0	0	0	0	0	
Visitor Information Centre	1,500	1,500	0	0	1,500	0.00%
Submarine Museum	48,500	51,312	35,896	0	51,312	69.96%
Economic Development	0	6,430	7,453	0	6,430	115.91%
Community Development Grants	0	0	0	0	0	
Community Development Projects	0	0	0	0	0	
Real Estate Development	75,162	75,162	42,436	0	75,162	56.46%
Real Estate Sales	168,093	168,093	943,000	0	168,093	561.00%
Private Works	204,000	204,000	139,801	0	204,000	68.53%
<b>Total Operating Revenue</b>	<b>573,358</b>	<b>582,600</b>	<b>1,209,588</b>	<b>0</b>	<b>582,600</b>	<b>207.62%</b>
<b>Operating Expenditure</b>						
Jindera Medical Centre	27,010	26,771	13,055	0	26,771	36.59%
Caravan Parks	67,409	67,578	24,084	0	67,578	35.64%
Tourism Operations	95,780	100,780	33,973	0	100,780	33.71%
Visitor Information Centre	190,992	189,217	92,474	0	189,217	48.87%
Submarine Museum	20,952	24,190	24,171	0	24,190	99.92%
Economic Development	138,924	145,354	59,197	0	145,354	40.73%
Community Development Grants	0	0	0	0	0	
Community Development Projects	15,000	69,371	0	0	69,371	0.00%
Real Estate Development	91,162	94,677	65,388	2,159	96,836	67.52%
Real Estate Sales	0	0	29,954	0	0	
Private Works	193,800	193,800	218,710	0	193,800	112.85%
<b>Total Operating Expenditure</b>	<b>841,029</b>	<b>911,738</b>	<b>561,007</b>	<b>2,159</b>	<b>913,896</b>	<b>61.03%</b>
<b>Net Operating Surplus / (Deficit)</b>	<b>(267,671)</b>	<b>(329,138)</b>	<b>648,581</b>	<b>(2,159)</b>	<b>(331,297)</b>	

# Greater Hume Shire Council

Delivery Program 2023 to 2027

## Quarterly Budget Review

Period ended 31 December 2023

Budget Summary						
Function: Economic Affairs	Original Budget 2023/24	Revised Budget as at 30 Sep 2023	Actual as at 31 Dec 2023	Budget Adjustment Required	Revised Budget as at 31 Dec 2023	% Budget Used
<b>Capital Revenue</b>						
Jindera Medical Centre	0	0	0	0	0	
Caravan Parks	0	0	0	0	0	
Tourism Operations	0	0	0	0	0	
Visitor Information Centre	0	0	0	0	0	
Submarine Museum	0	0	(2,020)	0	0	
Economic Development	0	0	0	0	0	
Community Development Grants	0	0	0	0	0	
Community Development Projects	0	0	0	0	0	
Real Estate Development	0	0	0	0	0	
Real Estate Sales	0	0	0	0	0	
Private Works	0	0	0	0	0	
<b>Total Capital Revenue</b>	<b>0</b>	<b>0</b>	<b>(2,020)</b>	<b>0</b>	<b>0</b>	
<b>Net Surplus / (Deficit) after Capital Revenue</b>	<b>(267,671)</b>	<b>(329,138)</b>	<b>646,561</b>	<b>(2,159)</b>	<b>(331,297)</b>	
<b>Capital Expenditure</b>						
Jindera Medical Centre	0	0	0	0	0	
Caravan Parks	0	0	0	0	0	
Tourism Operations	0	0	0	0	0	
Visitor Information Centre	0	0	0	0	0	
Submarine Museum	0	0	0	0	0	
Economic Development	0	0	0	0	0	
Community Development Grants	0	0	0	0	0	
Community Development Projects	0	0	0	0	0	
Real Estate Development	0	1,941,110	285,045	0	1,941,110	14.68%
Real Estate Sales	0	0	0	0	0	
Private Works	0	0	0	0	0	
<b>Total Capital Expenditure</b>	<b>0</b>	<b>1,941,110</b>	<b>285,045</b>	<b>0</b>	<b>1,941,110</b>	<b>14.68%</b>
<b>Net Capital Expenditure</b>	<b>0</b>	<b>(1,941,110)</b>	<b>(287,064)</b>	<b>0</b>	<b>(1,941,110)</b>	
<b>Net Surplus / (Deficit) after Capital Expenditure</b>	<b>(267,671)</b>	<b>(2,270,248)</b>	<b>361,517</b>	<b>(2,159)</b>	<b>(2,272,407)</b>	
<b>Add Back: Non-Cash items included in operating result</b>	<b>78,754</b>	<b>78,754</b>	<b>0</b>	<b>0</b>	<b>78,754</b>	<b>0.00%</b>
<b>Net Cash Surplus / (Deficit) after Capital Expenditure</b>	<b>(188,917)</b>	<b>(2,191,494)</b>	<b>361,517</b>	<b>(2,159)</b>	<b>(2,193,653)</b>	
<b>Repayments from Deferred Debtors</b>	<b>0</b>	<b>0</b>	<b>0</b>	<b>0</b>	<b>0</b>	
<b>Loan Funds Raised</b>	<b>0</b>	<b>0</b>	<b>0</b>	<b>0</b>	<b>0</b>	
<b>Proceeds on Sale of Assets</b>	<b>0</b>	<b>0</b>	<b>0</b>	<b>0</b>	<b>0</b>	
<b>Loan Repayments</b>	<b>(140,105)</b>	<b>(140,105)</b>	<b>0</b>	<b>0</b>	<b>(140,105)</b>	<b>0.00%</b>
<b>Net Transfers (to) / from Reserves</b>	<b>(19,308)</b>	<b>1,980,934</b>	<b>511</b>	<b>0</b>	<b>1,980,934</b>	<b>-0.14%</b>
<b>Budgeted Net Increase / (Decrease) in Cash</b>	<b>(348,330)</b>	<b>(350,665)</b>	<b>362,028</b>	<b>(2,159)</b>	<b>(352,824)</b>	

## Delivery Program 2023 to 2027

## Quarterly Budget Review

Period ended 31 December 2023

Budget Summary						
Function: General Purpose Revenue	Original Budget 2023/24	Revised Budget as at 30 Sep 2023	Actual as at 31 Dec 2023	Budget Adjustment Required	Revised Budget as at 31 Dec 2023	% Budget Used
<b>Operating Revenue</b>						
FAG Grant - General Component	3,925,977	3,925,977	183,549	0	3,925,977	4.68%
Interest on Investments	740,516	740,516	102,895	0	740,516	13.90%
General Rates - Residential	3,695,461	3,704,999	3,705,011	13	3,705,012	100.00%
General Rates - Farmland	5,851,556	5,852,666	5,852,816	150	5,852,816	100.00%
General Rates - Business	495,350	483,994	484,265	271	484,265	100.00%
General Rates - Pensioner Concessions	(171,047)	(171,047)	(253,550)	0	(171,047)	148.23%
General Rates - Pensioner Rates Subsidy	94,076	94,076	(1,507)	0	94,076	-1.60%
Ex Gratia Rates	0	0	0	0	0	
Extra Charges on Overdue Rates	25,000	25,000	27,719	2,719	27,719	100.00%
Emergency Services Property Levy	0	0	0	0	0	
	<b>14,656,889</b>	<b>14,656,181</b>	<b>10,101,198</b>	<b>3,153</b>	<b>14,659,334</b>	<b>68.91%</b>
<b>Operating Expenditure</b>						
FAG Grant - General Component	0	0	0	0	0	
Interest on Investments	0	0	0	0	0	
General Rates - Residential	0	0	0	0	0	
General Rates - Farmland	0	0	0	0	0	
General Rates - Business	0	0	0	0	0	
General Rates - Pensioner Concessions	0	0	0	0	0	
General Rates - Pensioner Rates Subsidy	0	0	0	0	0	
Ex Gratia Rates	0	0	0	0	0	
Extra Charges on Overdue Rates	0	0	0	0	0	
<b>Total Operating Expenditure</b>	<b>0</b>	<b>0</b>	<b>0</b>	<b>0</b>	<b>0</b>	
<b>Net Operating Surplus / (Deficit)</b>	<b>14,656,889</b>	<b>14,656,181</b>	<b>10,101,198</b>	<b>3,153</b>	<b>14,659,334</b>	

## Delivery Program 2023 to 2027

## Quarterly Budget Review

Period ended 31 December 2023

Budget Summary						
Function: General Purpose Revenue	Original Budget 2023/24	Revised Budget as at 30 Sep 2023	Actual as at 31 Dec 2023	Budget Adjustment Required	Revised Budget as at 31 Dec 2023	% Budget Used
<b>Capital Revenue</b>						
FAG Grant - General Component	0	0			0	
Interest on Investments	0	0			0	
General Rates - Residential	0	0			0	
General Rates - Farmland	0	0			0	
General Rates - Business	0	0			0	
General Rates - Pensioner Concessions	0	0			0	
General Rates - Pensioner Rates Subsidy	0	0			0	
Ex Gratia Rates	0	0			0	
Extra Charges on Overdue Rates	0	0			0	
<b>Total Capital Revenue</b>	<b>0</b>	<b>0</b>	<b>0</b>	<b>0</b>	<b>0</b>	
<b>Net Surplus / (Deficit) after Capital Revenue</b>	<b>14,656,889</b>	<b>14,656,181</b>	<b>10,101,198</b>	<b>3,153</b>	<b>14,659,334</b>	
<b>Capital Expenditure</b>						
FAG Grant - General Component	0	0			0	
Interest on Investments	0	0			0	
General Rates - Residential	0	0			0	
General Rates - Farmland	0	0			0	
General Rates - Business	0	0			0	
General Rates - Pensioner Concessions	0	0			0	
General Rates - Pensioner Rates Subsidy	0	0			0	
Ex Gratia Rates	0	0			0	
Extra Charges on Overdue Rates	0	0			0	
<b>Total Capital Expenditure</b>	<b>0</b>	<b>0</b>	<b>0</b>	<b>0</b>	<b>0</b>	
<b>Net Capital Expenditure</b>	<b>0</b>	<b>0</b>	<b>0</b>	<b>0</b>	<b>0</b>	
<b>Net Surplus / (Deficit) after Capital Expenditure</b>	<b>14,656,889</b>	<b>14,656,181</b>	<b>10,101,198</b>	<b>3,153</b>	<b>14,659,334</b>	
<b>Add Back: Non-Cash items included in operating result</b>	<b>0</b>	<b>0</b>			<b>0</b>	
<b>Net Cash Surplus / (Deficit) after Capital Expenditure</b>	<b>14,656,889</b>	<b>14,656,181</b>	<b>10,101,198</b>	<b>3,153</b>	<b>14,659,334</b>	
Repayments from Deferred Debtors	0	0	0	0	0	
Loan Funds Raised	0	0	0	0	0	
Proceeds on Sale of Assets	0	0	0	0	0	
Loan Repayments	0	0	0	0	0	
Net Transfers (to) / from Reserves	0	0	0	0	0	
<b>Budgeted Net Increase / (Decrease) in Cash</b>	<b>14,656,889</b>	<b>14,656,181</b>	<b>10,101,198</b>	<b>3,153</b>	<b>14,659,334</b>	



---

## **Delivery Program 2023 to 2027**

### **Quarterly Budget Review Period ended 31 December 2023**

### **Contracts**

**Greater Hume Shire Council****Quarterly Budget Review Statement**

For the period 01-07-2023 to 31-12-2023

**Contracts Budget Review Statement****Contracts Listing – contracts entered into year to date**

Contractor	Contract detail & purpose	Contract Value	Start Date	Duration of Contract	Budgeted (Y/N)
Hutchinson Civil Pty Ltd	Balfour Street Drainage Stage 1B	\$ 170,764.00	Jul-23	6 Months	Y
Cleanaway Waste Management Limited	Regional Kerbside Collection Tender - Joint Procurement	\$ 13,771,615.00	Jul-24	10 Years	Y
Longford Civil Pty Ltd	Culcairn Residential Subdivision - Stage 1	\$ 1,941,109.78	Oct-23	6 Months	Y
Blueys Plumin' and Diggin P/L	Yensches Road Culvert Replacement	\$ 518,661.14	Jan-23	3 Months	Y
Excel Gray Brui P/L	Serpentine Creek Culvert Replacement	\$ 459,043.00	Feb-24	3 Months	Y
Blueys Plumin' and Diggin P/L	Henty Cookardina Road Culvert Replacement	\$ 917,089.08	Mar-24	3 Months	Y

## Notes:

1. Minimum reporting level is 1% of estimated income from continuing operations of Council or \$50,000 - whatever is the lesser.
2. Contracts listed are those entered into during the quarter being reported and exclude contractors on Council's Preferred Supplier list.
3. Contracts for employment are not required to be included

This statement forms part of Council's Quarterly Budget Review Statement (QBRS) for the quarter ended 31-December-2023 and should be read in conjunction with the total QBRS report.



---

**Delivery Program 2023 to 2027  
Operational Plan 2023-2024**

**Quarterly Budget Review  
Period ended 31 December 2023  
  
Detailed Budget**

Function: Governance	Original Budget 2023/24	Revised Budget as at 30 Sep 2023	Actual as at 31 Dec 2023	Budget Adjustment Required	Revised Budget as at 31 Dec 2023	% Budget Used
<b>Elected Members Expenses</b>						
<b>Operating Revenue</b>						
Other Revenue	0	0	0	0	0	
<b>Total Operating Revenue</b>	<b>0</b>	<b>0</b>	<b>0</b>	<b>0</b>	<b>0</b>	
<b>Capital Revenue</b>						
Capital Grants	0	0	0	0	0	
Capital Contributions	0	0	0	0	0	
<b>Total Capital Revenue</b>	<b>0</b>	<b>0</b>	<b>0</b>	<b>0</b>	<b>0</b>	
<b>Operating Expenses</b>						
<b>Mayor &amp; Elected Members Expenditure</b>						
Mayoral Fee	24,283	24,283	12,142	0	24,283	50.00%
Deputy Mayoral Fee	4,614	4,614	2,307	0	4,614	50.00%
Councillors Fees	119,205	119,205	59,603	0	119,205	50.00%
Councillor Superannuation	13,378	13,378	2,348	0	13,378	17.55%
Provision of Facilities	6,463	6,463	0	(1,951)	4,512	0.00%
Travelling Costs	21,009	21,009	10,765	0	21,009	51.24%
Subscriptions	0	0	1,951	1,951	1,951	100.00%
Subsistence	6,027	6,027	3,177	0	6,027	52.71%
Telephone Charges	2,056	2,056	1,180	0	2,056	57.37%
Sundry Expenses	0	0	168	0	0	
Training Non Salary Costs	7,500	7,500	1,008	0	7,500	13.44%
Conferences & Seminars	15,000	15,000	3,150	0	15,000	21.00%
<b>Mayor &amp; Elected Members Expenditure</b>	<b>219,535</b>	<b>219,535</b>	<b>97,797</b>	<b>0</b>	<b>219,535</b>	<b>44.55%</b>
<b>Election Expenses</b>	<b>30,000</b>	<b>30,000</b>	<b>0</b>	<b>0</b>	<b>30,000</b>	<b>0.00%</b>
<b>Councillors &amp; Officers Liability Insurance</b>	<b>46,683</b>	<b>44,023</b>	<b>44,023</b>	<b>0</b>	<b>44,023</b>	<b>100.00%</b>
<b>Total Operating Expenses</b>	<b>296,218</b>	<b>293,558</b>	<b>141,820</b>	<b>0</b>	<b>293,558</b>	<b>48.31%</b>
<b>Capital Expenditure</b>	<b>0</b>	<b>0</b>	<b>0</b>	<b>0</b>	<b>0</b>	
<b>Transfers (to) / From Reserves</b>						
Uncompleted Works	0	0	0	0	0	
Unexpended Grants	0	0	0	0	0	
Reserves	0	0	0	0	0	
<b>Transfers (to) / From Reserves</b>	<b>0</b>	<b>0</b>	<b>0</b>	<b>0</b>	<b>0</b>	
<b>Summary : Elected Members</b>						
Total Operating Revenue	0	0	0	0	0	
Total Operating Expenditure	296,218	293,558	141,820	0	293,558	48.31%
<b>Net Surplus/ (Deficit) from Operating</b>	<b>(296,218)</b>	<b>(293,558)</b>	<b>(141,820)</b>	<b>0</b>	<b>(293,558)</b>	<b>48.31%</b>
Capital Revenue	0	0	0	0	0	
Capital Expenditure	0	0	0	0	0	
<b>Net Surplus/ (Deficit) from Capital</b>	<b>0</b>	<b>0</b>	<b>0</b>	<b>0</b>	<b>0</b>	
Depreciation Contra	0	0	0	0	0	
Loan Funds Raised	0	0	0	0	0	
Proceeds on Sale of Assets	0	0	0	0	0	
Loan Repayments	0	0	0	0	0	
Net Transfer (to) / from Reserves	0	0	0	0	0	
<b>Net Result : Elected Members</b>	<b>(296,218)</b>	<b>(293,558)</b>	<b>(141,820)</b>	<b>0</b>	<b>(293,558)</b>	<b>48.31%</b>



Function: Governance	Original Budget 2023/24	Revised Budget as at 30 Sep 2023	Actual as at 31 Dec 2023	Budget Adjustment Required	Revised Budget as at 31 Dec 2023	% Budget Used
<b>Governance</b>						
<b>Operating Revenue</b>						
User Fees & Charges	13,636	13,636	7,500	0	13,636	55.00%
Other Revenue	0	0	0	0	0	
Grants and Contributions for Operating purposes	14,000	31,496	17,496	21,883	53,379	32.78%
<b>Total Operating Revenue</b>	<b>27,636</b>	<b>45,132</b>	<b>24,996</b>	<b>21,883</b>	<b>67,015</b>	<b>37.30%</b>
<b>Capital Revenue</b>						
Capital Grants	0	0	0	0	0	
Capital Contributions	0	0	0	0	0	
<b>Total Capital Revenue</b>	<b>0</b>	<b>0</b>	<b>0</b>	<b>0</b>	<b>0</b>	
<b>Operating Expenses</b>						
<b>Staff Training</b>	7,248	7,248	11,011	3,763	11,011	100.63%
<b>Civic Functions</b>						
Australia Day Function	29,000	29,000	3,574	0	29,000	12.32%
Anzac Day	1,564	1,564	0	0	1,564	0.00%
Citizenship Ceremony	1,035	1,035	69	0	1,035	0.00%
Miscellaneous Civic Functions	1,000	1,000	0	0	1,000	0.00%
<b>Civic Functions Total</b>	<b>32,599</b>	<b>32,599</b>	<b>3,642</b>	<b>0</b>	<b>32,599</b>	<b>10.96%</b>
<b>Administration Expenditure</b>	535,256	535,256	275,941	0	535,256	51.55%
<b>Professional Services</b>						
Miscellaneous Professional Services	10,000	10,000	3,271	(3,763)	6,237	52.45%
Customer Satisfaction Surveys	30,000	30,000	0	0	30,000	0.00%
Audit Services Financial Reports	79,063	79,063	(8,116)	0	79,063	-10.27%
Internal Audit	36,488	36,488	11,639	0	36,488	31.90%
Other Audit Services	0	0	0	0	0	
<b>Professional Services Total</b>	<b>155,551</b>	<b>155,551</b>	<b>6,795</b>	<b>(3,763)</b>	<b>151,788</b>	<b>4.48%</b>
<b>Subscriptions</b>	83,129	83,129	38,000	0	83,129	45.71%
<b>Council Contributions to Other Organisations</b>	24,620	24,620	25,022	402	25,022	100.00%
<b>Depreciation</b>	0	0	0	0	0	
<b>Project Expenses</b>						
Service Reviews and Strategic Plans	25,000	25,000	0	0	25,000	0.00%
Softwoods Working Group Committee Meetings	765	765	364	0	765	47.53%
<b>Project Expenses Total</b>	<b>25,765</b>	<b>43,261</b>	<b>10,923</b>	<b>21,883</b>	<b>65,144</b>	<b>16.77%</b>
<b>Total Operating Expenses</b>	<b>864,168</b>	<b>881,664</b>	<b>371,334</b>	<b>22,285</b>	<b>903,948</b>	<b>41.08%</b>

Function: Governance	Original Budget 2023/24	Revised Budget as at 30 Sep 2023	Actual as at 31 Dec 2023	Budget Adjustment Required	Revised Budget as at 31 Dec 2023	% Budget Used
<b>Capital Expenditure</b>	30,000	30,000	0	0	30,000	0.00%
Proceeds on Sale of Assets	0	0	0	0	0	
<b>Transfers (to) / From Reserves</b>						
Uncompleted Works	0	0	0	0	0	
Unexpended Grants	0	0	0	0	0	
Reserves	0	0	0	0	0	
<b>Transfers (to) / From Reserves</b>	<b>0</b>	<b>0</b>	<b>0</b>	<b>0</b>	<b>0</b>	
<b>Summary : Governance</b>						
Total Operating Revenue	27,636	45,132	24,996	21,883	67,015	37.30%
Total Operating Expenditure	864,168	881,664	371,334	22,285	903,948	41.08%
<b>Net Surplus/ (Deficit) from Operating</b>	<b>(836,532)</b>	<b>(836,532)</b>	<b>(346,338)</b>	<b>(402)</b>	<b>(836,934)</b>	<b>41.38%</b>
Capital Revenue	0	0	0	0	0	
Capital Expenditure	30,000	30,000	0	0	30,000	0.00%
<b>Net Surplus/ (Deficit) from Capital</b>	<b>(30,000)</b>	<b>(30,000)</b>	<b>0</b>	<b>0</b>	<b>(30,000)</b>	<b>0.00%</b>
Depreciation Contra	0	0	0	0	0	
Loan Funds Raised	0	0	0	0	0	
Proceeds on Sale of Assets	0	0	0	0	0	
Loan Repayments	0	0	0	0	0	
Net Transfer (to) / from Reserves	0	0	0	0	0	
<b>Net Result : Governance</b>	<b>(866,532)</b>	<b>(866,532)</b>	<b>(346,338)</b>	<b>(402)</b>	<b>(866,934)</b>	<b>39.95%</b>

Function: Governance	Original Budget 2023/24	Revised Budget as at 30 Sep 2023	Actual as at 31 Dec 2023	Budget Adjustment Required	Revised Budget as at 31 Dec 2023	% Budget Used
<b>Risk Management</b>						
<b>Operating Revenue</b>						
Risk Incentive Payments	50,000	50,000	0	0	50,000	0.00%
Grants & Subsidies Recurrent	0	0	0	0	0	
<b>Total Operating Revenue</b>	<b>50,000</b>	<b>50,000</b>	<b>0</b>	<b>0</b>	<b>50,000</b>	<b>0.00%</b>
<b>Operating Expenses</b>						
<b>Staff Training</b>	3,379	3,379	334	0	3,379	9.90%
<b>Administration Expenditure Salaries &amp; Wages</b>	53,880	18,880	7,781	0	18,880	41.21%
<b>Subscriptions</b>	723	723	518	0	723	71.67%
<b>Insurance</b>						
Property Insurance	9,844	9,182	9,182	0	9,182	100.00%
Public Liability Insurance	296,311	303,043	303,043	0	303,043	100.00%
Fidelity Guarantee & Professional Indemnity	13,611	14,816	14,816	0	14,816	100.00%
Other	8,382	11,763	11,763	0	11,763	100.00%
Excess Payable on Insurance Claims	15,000	15,000	0	0	15,000	0.00%
Non-Recoverable Deed of Release Payments	15,300	15,300	630	0	15,300	4.12%
<b>Insurance Total</b>	<b>358,448</b>	<b>369,105</b>	<b>339,435</b>	<b>0</b>	<b>369,105</b>	<b>91.96%</b>
<b>Project Expenses</b>						
Risk Management Signs	0	0	0	0	0	
<b>Project Expenses Total</b>	<b>0</b>	<b>0</b>	<b>0</b>	<b>0</b>	<b>0</b>	<b>0.00%</b>
<b>Total Operating Expenses</b>	<b>416,430</b>	<b>392,087</b>	<b>348,068</b>	<b>0</b>	<b>392,087</b>	<b>88.77%</b>
<b>Capital Expenditure</b>	0	0	0	0	0	
Proceeds on Sale of Assets	0	0	0	0	0	
<b>Transfers (to) / From Reserves</b>						
Uncompleted Works	0	0	0	0	0	
Unexpended Grants	0	0	0	0	0	
Risk Management Reserve	38,148	38,148	0	0	38,148	0.00%
<b>Transfers (to) / From Reserves</b>	<b>38,148</b>	<b>38,148</b>	<b>0</b>	<b>0</b>	<b>38,148</b>	<b>0.00%</b>
<b>Summary : Risk Management</b>						
Total Operating Revenue	50,000	50,000	0	0	50,000	0.00%
Total Operating Expenditure	416,430	392,087	348,068	0	392,087	88.77%
<b>Net Surplus/ (Deficit) from Operating</b>	<b>(366,430)</b>	<b>(342,087)</b>	<b>(348,068)</b>	<b>0</b>	<b>(342,087)</b>	<b>101.75%</b>
Capital Revenue	0	0	0	0	0	
Capital Expenditure	0	0	0	0	0	
<b>Net Surplus/ (Deficit) from Capital</b>	<b>0</b>	<b>0</b>	<b>0</b>	<b>0</b>	<b>0</b>	
Depreciation Contra	0	0	0	0	0	
Loan Funds Raised	0	0	0	0	0	
Proceeds on Sale of Assets	0	0	0	0	0	
Loan Repayments	0	0	0	0	0	
Net Transfer (to) / from Reserves	38,148	38,148	0	0	38,148	0.00%
<b>Net Result : Risk Management</b>	<b>(328,282)</b>	<b>(303,939)</b>	<b>(348,068)</b>	<b>0</b>	<b>(303,939)</b>	<b>114.52%</b>

Function: Governance	Original Budget 2023/24	Revised Budget as at 30 Sep 2023	Actual as at 31 Dec 2023	Budget Adjustment Required	Revised Budget as at 31 Dec 2023	% Budget Used
<b>Summary : Governance</b>						
Total Operating Revenue	77,636	95,132	24,996	21,883	117,015	21.36%
Total Operating Expenditure	1,576,816	1,567,308	861,222	22,285	1,589,593	54.18%
<b>Net Surplus/ (Deficit) from Operating</b>	<b>(1,499,180)</b>	<b>(1,472,177)</b>	<b>(836,227)</b>	<b>(402)</b>	<b>(1,472,578)</b>	<b>56.79%</b>
Capital Revenue	0	0	0	0	0	
Capital Expenditure	30,000	30,000	0	0	30,000	0.00%
<b>Net Surplus/ (Deficit) from Capital</b>	<b>(30,000)</b>	<b>(30,000)</b>	<b>0</b>	<b>0</b>	<b>(30,000)</b>	<b>0.00%</b>
Depreciation Contra	0	0	0	0	0	
Loan Funds Raised	0	0	0	0	0	
Proceeds on Sale of Assets	0	0	0	0	0	
Loan Repayments	0	0	0	0	0	
Net Transfer (to) / from Reserves	38,148	38,148	0	0	38,148	0.00%
<b>Net Result</b>	<b>(1,491,032)</b>	<b>(1,464,029)</b>	<b>(836,227)</b>	<b>(402)</b>	<b>(1,464,430)</b>	<b>57.10%</b>

Function: Administration	Original Budget 2023/24	Revised Budget as at 30 Sep 2023	Actual as at 31 Dec 2023	Budget Adjustment Required	Revised Budget as at 31 Dec 2023	% Budget Used
<b>Corporate Services Management</b>						
<b>Operating Revenue</b>						
Statutory Fees & Charges	37,281	37,281.00	14,530	(8,000)	29,281	49.62%
User Fees & Charges	66,495	66,845.00	34,378	1,949	68,794	49.97%
Other Revenue	113,375	113,375.00	37,665	3,069	116,444	32.35%
Grants & Subsidies Recurrent	0	39,938.29	39,938	0	39,938	100.00%
<b>Total Operating Revenue</b>	<b>217,151</b>	<b>257,439.29</b>	<b>126,512</b>	<b>(2,982)</b>	<b>254,457</b>	<b>49.72%</b>
<b>Capital Revenue</b>						
Capital Grants	0	0.00	0	0	0	
Capital Contributions	0	0.00	0	0	0	
<b>Total Capital Revenue</b>	<b>0</b>	<b>0.00</b>	<b>0</b>	<b>0</b>	<b>0</b>	
<b>Operating Expenditure</b>						
Administration Salaries & Wages	1,855,310	1,855,310.00	1,018,628	24,938	1,880,248	54.18%
Administration Expenses - Other	253,472	255,572.00	115,759	15,050	270,622	41.83%
Council Contributions	3,570	3,570.00	0	0	3,570	0.00%
Council Offices - Cleaning	60,138	60,138.00	32,736	8,000	68,138	48.04%
Council Offices - Maintenance	48,000	48,000.00	23,881	0	48,000	49.75%
Crown Lands Management Act Expenditure	0	39,938.29	0	(39,938)	0	
Debt Recovery Costs	65,000	65,000.00	6,819	0	65,000	10.49%
Depreciation	154,847	154,847.00	0	0	154,847	0.00%
Insurance	24,688	27,104.00	25,076	0	27,104	92.52%
Legal Expenses	5,304	5,304.00	0	0	5,304	48.41%
Loan Interest	2,504	2,504.00	480	0	2,504	19.18%
Other Office Expenses	50,660	50,660.00	14,500	0	50,660	28.62%
Staff Training	40,560	40,560.00	20,205	0	40,560	49.82%
Subscriptions	22,511	22,511.00	21,353	0	22,511	94.86%
Utilities	54,207	54,266.00	18,121	0	54,266	33.39%
Valuation Expenses	108,790	108,790.00	4,490	3,097	111,887	4.01%
<b>Total Operating Expenses</b>	<b>2,749,561</b>	<b>2,794,074.29</b>	<b>1,302,050</b>	<b>11,147</b>	<b>2,805,221</b>	<b>46.42%</b>
Less: Overhead and Oncost Recoveries	(447,167)	(447,167.00)	(494,781)	(47,614)	(494,781)	100.00%
<b>Net Operating Expenses</b>	<b>2,302,394</b>	<b>2,346,907.29</b>	<b>807,269</b>	<b>(36,467)</b>	<b>2,310,440</b>	<b>34.94%</b>
<b>Capital Expenditure</b>						
Proceeds on Sale of Assets	0	0.00	0	0	0	
Deferred Debtor Payments	10,129	10,129.00	0	0	10,129	0.00%
Loan Principal Repayments	47,834	47,834.00	0	0	47,834	0.00%
<b>Transfers (to) / From Reserves</b>						
Uncompleted Works	0	0.00	0	0	0	
Unexpended Grants	0	0.00	0	0	0	
Risk Management Reserve	12,994	12,994.00	0	0	12,994	0.00%
Jindera Community Hub Reserve	13,874	13,874.00	0	0	13,874	0.00%
<b>Transfers (to) / From Reserves</b>	<b>26,868</b>	<b>26,868.00</b>	<b>0</b>	<b>0</b>	<b>26,868</b>	<b>0.00%</b>
<b>Summary : Corporate Services Management</b>						
Total Operating Revenue	217,151	257,439.29	126,512	(2,982)	254,457	49.72%
Total Operating Expenditure	2,302,394	2,346,907.29	807,269	(36,467)	2,310,440	34.94%
<b>Net Surplus/ (Deficit) from Operating</b>	<b>(2,085,243)</b>	<b>(2,089,468.00)</b>	<b>(680,757)</b>	<b>33,485</b>	<b>(2,055,983)</b>	<b>33.11%</b>
Capital Revenue	0	0.00	0	0	0	
Capital Expenditure	20,000	20,000.00	13,000	2,000	22,000	59.09%
<b>Net Surplus/ (Deficit) from Capital</b>	<b>(20,000)</b>	<b>(20,000.00)</b>	<b>(13,000)</b>	<b>(2,000)</b>	<b>(22,000)</b>	<b>59.09%</b>
Depreciation Contra	154,847	154,847.00	0	0	154,847	0.00%
Loan Funds Raised	0	0.00	0	0	0	
Deferred Debtor Repayments	10,129	10,129.00	0	0	10,129	0.00%
Proceeds on Sale of Assets	0	0.00	0	0	0	
Loan Repayments	47,834	47,834.00	0	0	47,834	0.00%
Net Transfer (to) / from Reserves	26,868	26,868.00	0	0	26,868	0.00%
<b>Net Result : Corporate Services Management</b>	<b>(1,961,233)</b>	<b>(1,965,458.00)</b>	<b>(693,757)</b>	<b>31,485</b>	<b>(1,933,973)</b>	<b>35.87%</b>

Function: Administration	Original Budget 2023/24	Revised Budget as at 30 Sep 2023	Actual as at 31 Dec 2023	Budget Adjustment Required	Revised Budget as at 31 Dec 2023	% Budget Used
<b>Information Technology Services</b>						
<b>Capital Revenue</b>						
Capital Grants	0	0.00	0	0	0	
Capital Contributions	0	0.00	0	0	0	
<b>Total Capital Revenue</b>	<b>0</b>	<b>0.00</b>	<b>0</b>	<b>0</b>	<b>0</b>	
<b>Operating Expenditure</b>						
Administration Salaries & Wages	123,880	123,880.00	61,688	0	123,880	49.80%
Depreciation	84,451	84,451.00	0	0	84,451	0.00%
Equipment Leases	24,816	24,816.00	9,051	0	24,816	36.47%
Internet Charges	62,400	62,400.00	37,691	0	62,400	60.40%
IT Contractors, Hardware and Projects	300,720	300,720.00	84,129	0	300,720	27.98%
Software Licences & Upgrades	384,753	384,753.00	364,596	0	384,753	94.76%
Software Maintenance & Support Calls	5,100	5,100.00	0	0	5,100	0.00%
Website	39,380	39,380.00	38,679	0	39,380	98.22%
<b>Total Operating Expenditure</b>	<b>1,025,500</b>	<b>1,085,973.00</b>	<b>796,876</b>	<b>0</b>	<b>1,085,973</b>	<b>73.38%</b>
<b>Capital Expenditure</b>	40,000	40,000.00	0	0	40,000	0.00%
<b>Transfers (to) / From Reserves</b>						
Uncompleted Works	0	60,473.00	0	0	60,473	0.00%
Unexpended Grants	0	0.00	0	0	0	
Risk Management Reserve	0	0.00	0	0	0	
<b>Transfers (to) / From Reserves</b>	<b>0</b>	<b>60,473.00</b>	<b>0</b>	<b>0</b>	<b>60,473</b>	<b>0.00%</b>
<b>Summary : Information Technology Services</b>						
Total Operating Revenue	0	0.00	0	0	0	
Total Operating Expenditure	1,025,500	1,085,973.00	796,876	0	1,085,973	73.38%
<b>Net Surplus/ (Deficit) from Operating</b>	<b>(1,025,500)</b>	<b>(1,085,973.00)</b>	<b>(796,876)</b>	<b>0</b>	<b>(1,085,973)</b>	<b>73.38%</b>
Capital Revenue	0	0.00	0	0	0	
Capital Expenditure	40,000	40,000.00	0	0	40,000	0.00%
<b>Net Surplus/ (Deficit) from Capital</b>	<b>(40,000)</b>	<b>(40,000.00)</b>	<b>0</b>	<b>0</b>	<b>(40,000)</b>	<b>0.00%</b>
Depreciation Contra	84,451	84,451.00	0	0	84,451	0.00%
Loan Funds Raised	0	0.00	0	0	0	
Proceeds on Sale of Assets	0	0.00	0	0	0	
Loan Repayments	0	0.00	0	0	0	
Net Transfer (to) / from Reserves	0	60,473.00	0	0	60,473	0.00%
<b>Net Result : Information Technology Services</b>	<b>(981,049)</b>	<b>(981,049.00)</b>	<b>(796,876)</b>	<b>0</b>	<b>(981,049)</b>	<b>73.44%</b>

Function: Administration	Original Budget 2023/24	Revised Budget as at 30 Sep 2023	Actual as at 31 Dec 2023	Budget Adjustment Required	Revised Budget as at 31 Dec 2023	% Budget Used
<b>Employment On-Costs</b>						
<b>Operating Revenue</b>						
Sundry Income	0	0.00	0	0	0	
Insurance Rebates	0	0.00	48,074	0	0	
Workers Comp Accident Pays Recovered	30,000	30,000.00	7,602	0	30,000	25.34%
<b>Total Operating Revenue</b>	30,000	30,000.00	55,676	0	30,000	185.59%
<b>Operating Expenditure</b>						
Accident Pay	43,075	43,075.00	18,582	0	43,075	43.14%
Annual Leave	876,320	876,320.00	123,108	0	876,320	14.05%
Employee Assistance Program	15,450	15,450.00	5,867	0	15,450	37.97%
Long Service Leave	390,380	390,380.00	265,175	0	390,380	67.93%
Medicals	77,250	77,250.00	18,042	0	77,250	23.36%
Non Compensable Injury Management	32,306	32,306.00	10,660	0	32,306	33.00%
Other Leave Expenses	28,907	28,907.00	24,316	0	28,907	84.12%
Protective Clothing & Accessories	61,800	61,800.00	35,362	0	61,800	57.22%
Public Holidays	478,580	478,580.00	65,000	0	478,580	13.58%
RDO/TIL Adjustments	0	0.00	0	0	0	
Redundancy Pay	0	0.00	90,337	0	0	
Sick Leave	348,050	348,050.00	242,024	0	348,050	69.54%
Special Leave (COVID)	0	0.00	0	0	0	
Staff Recruitment Costs	28,604	28,604.00	20,515	0	28,604	71.72%
Staff Training	131,557	131,557.00	149,470	0	131,557	113.62%
Superannuation - Accumulation Scheme	1,223,390	1,223,390.00	625,609	0	1,223,390	51.14%
Superannuation - Defined Benefit Plan	49,689	49,689.00	27,590	0	49,689	55.52%
Uniform/Clothing Purchased	5,924	5,924.00	1,977	0	5,924	33.38%
Unused Leave paid to Estate	0	0.00	0	0	0	
Work Health & Safety Expenses	8,160	8,160.00	0	0	8,160	0.00%
Work Inspiration Day	2,040	2,040.00	0	0	2,040	0.00%
Work Related Injury Management	30,000	30,000.00	85	0	30,000	0.28%
Workers Comp Management Salaries & Wages	80,510	80,510.00	30,064	0	80,510	37.34%
Workers Compensation Insurance	223,784	223,784.00	149,625	0	223,784	66.86%
<b>Total Operating Expenditure</b>	4,135,776	4,135,776.00	1,903,409	0	4,135,776	46.02%
Less: Payroll Oncost Recoveries	(4,105,776)	(4,105,776.00)	(2,145,505)	0	(4,105,776)	52.26%
<b>Net Operating Expenditure</b>	30,000	30,000.00	(242,096)	0	30,000	-806.99%
<b>Transfers (to) / From Reserves</b>						
Uncompleted Works	0	0.00	0	0	0	
Unexpended Grants	0	0.00	0	0	0	
Risk Management Reserve	0	0.00	0	0	0	
<b>Transfers (to) / From Reserves</b>	0	0.00	0	0	0	
<b>Summary : Employment On-Costs</b>						
Total Operating Revenue	30,000	30,000.00	55,676	0	30,000	185.59%
Total Operating Expenditure	30,000	30,000.00	(242,096)	0	30,000	-806.99%
<b>Net Surplus/ (Deficit) from Operating</b>	0	0.00	297,773	0	0	
Capital Revenue	0	0.00	0	0	0	
Capital Expenditure	0	0.00	0	0	0	
<b>Net Surplus/ (Deficit) from Capital</b>	0	0.00	0	0	0	
Depreciation Contra	0	0.00	0	0	0	
Loan Funds Raised	0	0.00	0	0	0	
Proceeds on Sale of Assets	0	0.00	0	0	0	
Loan Repayments	0	0.00	0	0	0	
Net Transfer (to) / from Reserves	0	0.00	0	0	0	
<b>Net Result : Employment On-Costs</b>	0	0.00	297,773	0	0	

Function: Administration	Original Budget 2023/24	Revised Budget as at 30 Sep 2023	Actual as at 31 Dec 2023	Budget Adjustment Required	Revised Budget as at 31 Dec 2023	% Budget Used
<b>Engineering Operations Management</b>						
<b>Operating Revenue</b>						
User Fees & Charges	35,756	35,756.00	16,668	100	35,856	46.49%
Other Revenue	0	0.00	0	0	0	
Grants & Subsidies Recurrent	0	0.00	(2,064)	0	0	
<b>Total Operating Revenue</b>	<b>35,756</b>	<b>35,756.00</b>	<b>14,604</b>	<b>100</b>	<b>35,856</b>	<b>40.73%</b>
<b>Capital Revenue</b>						
Capital Grants	0	0.00	0	0	0	
Capital Contributions	0	0.00	0	0	0	
<b>Total Capital Revenue</b>	<b>0</b>	<b>0.00</b>	<b>0</b>	<b>0</b>	<b>0</b>	
<b>Operating Expenditure</b>						
Administration Salaries & Wages	1,290,490	1,290,490.00	566,006	0	1,290,490	43.86%
Administration Expenses - Other	92,782	92,782.00	22,671	0	92,782	24.43%
Depreciation	27,445	27,445.00	0	0	27,445	0.00%
Programs & Events	5,150	30,150.00	1,178	0	30,150	3.91%
Traffic Control	5,924	5,924.00	0	0	5,924	0.00%
Subscriptions	4,511	4,511.00	3,630	0	4,511	80.47%
<b>Total Operating Expenditure</b>	<b>1,426,302</b>	<b>1,542,873.00</b>	<b>636,575</b>	<b>0</b>	<b>1,542,873</b>	<b>41.26%</b>
Less: Recoveries	(1,499,544)	(1,499,544.00)	(1,322,236)	0	(1,499,544)	88.18%
<b>Net Operating Expenditure</b>	<b>(73,242)</b>	<b>43,329.00</b>	<b>(685,661)</b>	<b>0</b>	<b>43,329</b>	<b>-1582.45%</b>
<b>Capital Expenditure</b>						
Proceeds on Sale of Assets	15,000	30,000.00	0	0	30,000	0.00%
<b>Transfers (to) / From Reserves</b>	<b>0</b>	<b>146,571.00</b>	<b>0</b>	<b>0</b>	<b>146,571</b>	<b>0.00%</b>
Uncompleted Works	0	146,571.00	0	0	146,571	0.00%
Unexpended Grants	0	0.00	0	0	0	
<b>Transfers (to) / From Reserves</b>	<b>0</b>	<b>146,571.00</b>	<b>0</b>	<b>0</b>	<b>146,571</b>	<b>0.00%</b>
<b>Summary : Engineering Administration</b>						
Total Operating Revenue	35,756	35,756.00	14,604	100	35,856	40.73%
Total Operating Expenditure	(73,242)	43,329.00	(685,661)	0	43,329	-1582.45%
<b>Net Surplus/ (Deficit) from Operating</b>	<b>108,998</b>	<b>(7,573.00)</b>	<b>700,265</b>	<b>100</b>	<b>(7,473)</b>	<b>-9370.60%</b>
Capital Revenue	0	0.00	0	0	0	
Capital Expenditure	65,000	110,000.00	0	0	110,000	0.00%
<b>Net Surplus/ (Deficit) from Capital</b>	<b>(65,000)</b>	<b>(110,000.00)</b>	<b>0</b>	<b>0</b>	<b>(110,000)</b>	<b>0.00%</b>
Depreciation Contra	27,445	27,445.00	0	0	27,445	0.00%
Loan Funds Raised	0	0.00	0	0	0	
Proceeds on Sale of Assets	15,000	30,000.00	0	0	30,000	0.00%
Loan Repayments	0	0.00	0	0	0	
Net Transfer (to) / from Reserves	0	146,571.00	0	0	146,571	0.00%
<b>Net Result : Engineering Administration</b>	<b>86,443</b>	<b>86,443.00</b>	<b>700,265</b>	<b>100</b>	<b>86,543</b>	<b>809.15%</b>



Function: Administration	Original Budget 2023/24	Revised Budget as at 30 Sep 2023	Actual as at 31 Dec 2023	Budget Adjustment Required	Revised Budget as at 31 Dec 2023	% Budget Used
<b>Depot</b>						
<b>Operating Revenue</b>						
Other Revenue	0	1,717.00	3,384	2,500	4,217	80.25%
<b>Total Operating Revenue</b>	<b>0</b>	<b>1,717.00</b>	<b>3,384</b>	<b>2,500</b>	<b>4,217</b>	<b>80.25%</b>
<b>Capital Revenue</b>						
Capital Grants	0	0.00	0	0	0	
Capital Contributions	0	0.00	0	0	0	
<b>Total Capital Revenue</b>	<b>0</b>	<b>0.00</b>	<b>0</b>	<b>0</b>	<b>0</b>	
<b>Operating Expenditure</b>						
Stores & Purchasing Administration	90,530	90,530.00	51,585	0	90,530	56.98%
Depot Maintenance	60,781	60,781.00	32,230	0	60,781	53.03%
Depot Operating Expenses	76,657	83,687.00	35,735	0	83,687	42.70%
Depreciation	79,567	79,567.00	0	0	79,567	0.00%
Interest on Loans	8,693	8,693.00	15,165	0	8,693	174.45%
<b>Total Operating Expenditure</b>	<b>316,228</b>	<b>323,258.00</b>	<b>134,715</b>	<b>0</b>	<b>323,258</b>	<b>41.67%</b>
Less: Recoveries	(80,800)	(80,800.00)	(34,045)	0	(80,800)	42.13%
<b>Net Operating Expenditure</b>	<b>235,428</b>	<b>242,458.00</b>	<b>100,670</b>	<b>0</b>	<b>242,458</b>	<b>41.52%</b>
<b>Capital Expenditure</b>	70,000	70,000.00	8,984	0	70,000	12.83%
<b>Loan Funds Raised</b>	0	0.00	0	0	0	
Proceeds on Sale of Assets	0	0.00	0	0	0	
<b>Loan Principal Repayments</b>	25,318	25,318.00	0	0	25,318	0.00%
<b>Transfers (to) / From Reserves</b>						
Uncompleted Works	0	0.00	0	0	0	
Unexpended Grants	0	0.00	0	0	0	
Plant Reserve	0	0.00	0	0	0	
<b>Transfers (to) / From Reserves</b>	<b>0</b>	<b>0.00</b>	<b>0</b>	<b>0</b>	<b>0</b>	
<b>Summary : Depot Administration &amp; Management</b>						
Total Operating Revenue	0	1,717.00	3,384	2,500	4,217	80.25%
Total Operating Expenditure	235,428	242,458.00	100,670	0	242,458	41.52%
<b>Net Surplus/ (Deficit) from Operating</b>	<b>(235,428)</b>	<b>(240,741.00)</b>	<b>(97,286)</b>	<b>2,500</b>	<b>(238,241)</b>	<b>40.84%</b>
Capital Revenue	0	0.00	0	0	0	
Capital Expenditure	70,000	70,000.00	8,984	0	70,000	12.83%
<b>Net Surplus/ (Deficit) from Capital</b>	<b>(70,000)</b>	<b>(70,000.00)</b>	<b>(8,984)</b>	<b>0</b>	<b>(70,000)</b>	<b>12.83%</b>
Depreciation Contra	79,567	79,567.00	0	0	79,567	0.00%
Loan Funds Raised	0	0.00	0	0	0	
Proceeds on Sale of Assets	0	0.00	0	0	0	
Loan Repayments	25,318	25,318.00	0	0	25,318	0.00%
Net Transfer (to) / from Reserves	0	0.00	0	0	0	
<b>Net Result : Depot Administration &amp; Management</b>	<b>(251,179)</b>	<b>(256,492.00)</b>	<b>(106,270)</b>	<b>2,500</b>	<b>(253,992)</b>	<b>41.84%</b>

Function: Administration	Original Budget 2023/24	Revised Budget as at 30 Sep 2023	Actual as at 31 Dec 2023	Budget Adjustment Required	Revised Budget as at 31 Dec 2023	% Budget Used
<b>Plant Operating</b>						
<b>Operating Revenue</b>						
Diesel Fuel Rebate & Other Revenue	61,200	61,200.00	55,850	0	61,200	91.26%
<b>Total Operating Revenue</b>	61,200	61,200.00	55,850	0	61,200	91.26%
<b>Capital Revenue</b>						
Capital Grants	0	0.00	0	0	0	
Capital Contributions	0	0.00	0	0	0	
<b>Total Capital Revenue</b>	0	0.00	0	0	0	
<b>Operating Expenses</b>						
Depreciation	977,499	977,499.00	0	0	977,499	0.00%
Fuel & Oil	825,000	825,000.00	309,519	0	825,000	37.52%
Insurance	144,583	144,583.00	132,166	0	144,583	91.41%
Insurance Claims Excess	0	0.00	0	0	0	
Minor Plant Expenses	84,270	84,270.00	80,883	0	84,270	95.98%
Tyres	52,635	52,635.00	27,961	0	52,635	53.12%
Registration	107,700	107,700.00	60,806	0	107,700	56.46%
Repairs and Maintenance	701,216	701,216.00	371,989	0	701,216	53.05%
<b>Total Plant Operating Expenses</b>	2,892,903	2,892,903.00	983,324	0	2,892,903	33.99%
Less: Plant Recoveries	(2,425,805)	(2,425,805.00)	(1,518,406)	0	(2,425,805)	62.59%
<b>Net Plant Operating Expenses</b>	467,098	467,098.00	(535,082)	0	467,098	-114.55%
<b>Capital Expenditure</b>	1,145,000	1,148,886.00	531,989	0	1,148,886	48.92%
Proceeds on Sale of Assets	146,000	146,000.00	0	0	146,000	0.00%
<b>Total Transfers (to) / from Plant Reserve</b>	427,399	431,285.00	(58,944)	0	431,285	-6.71%
<b>Summary : Plant</b>						
Total Operating Revenue	61,200	61,200.00	55,850	0	61,200	91.26%
Total Operating Expenditure	467,098	467,098.00	(535,082)	0	467,098	-114.55%
<b>Net Surplus/ (Deficit) from Operating</b>	(405,898)	(405,898.00)	590,933	0	(405,898)	-145.59%
Capital Revenue	0	0.00	0	0	0	
Capital Expenditure	1,145,000	1,148,886.00	531,989	0	1,148,886	48.92%
<b>Net Surplus/ (Deficit) from Capital</b>	(1,145,000)	(1,148,886.00)	(531,989)	0	(1,148,886)	48.92%
Depreciation Contra	977,499	977,499.00	0	0	977,499	0.00%
Loan Funds Raised	0	0.00	0	0	0	
Proceeds on Sale of Assets	146,000	146,000.00	0	0	146,000	0.00%
Loan Repayments	0	0.00	0	0	0	
Net Transfer (to) / from Reserves	427,399	431,285.00	(58,944)	0	431,285	-6.71%
<b>Net Result : Plant</b>	0	0.00	0	0	0	
<b>Summary : Administration</b>						
Total Operating Revenue	344,107	386,112.29	256,027	(382)	385,730	66.37%
Total Operating Expenditure	3,987,178	4,215,765.29	241,975	(36,467)	4,179,298	5.79%
<b>Net Surplus/ (Deficit) from Operating</b>	(3,643,071)	(3,829,653.00)	14,052	36,085	(3,793,568)	-0.37%
Capital Revenue	0	0.00	0	0	0	
Capital Expenditure	1,340,000	1,388,886.00	553,973	2,000	1,390,886	41.99%
<b>Net Surplus/ (Deficit) from Capital</b>	(1,340,000)	(1,388,886.00)	(553,973)	(2,000)	(1,390,886)	41.99%
Depreciation Contra	1,323,809	1,323,809.00	0	0	1,323,809	0.00%
Loan Funds Raised	0	0.00	0	0	0	
Deferred Debtor Repayments	10,129	10,129.00	0	0	10,129	0.00%
Proceeds on Sale of Assets	161,000	176,000.00	0	0	176,000	0.00%
Loan Repayments	73,152	73,152.00	0	0	73,152	0.00%
Net Transfer (to) / from Reserves	454,267	665,197.00	(58,944)	0	665,197	-5.16%
<b>Net Result : Administration</b>	(3,107,018)	(3,116,556.00)	(598,865)	34,085	(3,082,471)	18.79%

Function: Public Order & Safety	Original Budget 2023/24	Revised Budget as at 30 Sep 2023	Actual as at 31 Dec 2023	Budget Adjustment Required	Revised Budget as at 31 Dec 2023	% Budget Used
<b>Animal Control</b>						
<b>Operating Revenue</b>						
Statutory Fees & Charges	47,214	47,214	15,033	0	47,214	31.84%
User Fees & Charges	535	535	0	0	535	0.00%
Other Revenue	0	0	0	0	0	
<b>Total Operating Revenue</b>	<b>47,749</b>	<b>47,749</b>	<b>15,033</b>	<b>0</b>	<b>47,749</b>	<b>31.48%</b>
<b>Capital Revenue</b>						
Capital Grants	0	0	0	0	0	
Capital Contributions	0	0	0	0	0	
<b>Total Capital Revenue</b>	<b>0</b>	<b>0</b>	<b>0</b>	<b>0</b>	<b>0</b>	
<b>Operating Expenditure</b>						
Administration Expenditure	1,765	2,476	3,028	1,676	4,152	72.92%
Computer / IT Costs	0	0	0	0	0	
Debt Recovery Costs	518	518	0	0	518	0.00%
Depreciation	474	474	0	0	474	0.00%
Dog Impounding	199,042	199,042	105,247	4,000	203,042	51.83%
Livestock Impounding	35,464	35,464	13,259	(4,000)	31,464	42.14%
Professional Services - Legal	2,112	2,112	122	0	2,112	5.78%
Staff Training	2,693	2,693	913	0	2,693	33.90%
Utilities	328	328	448	450	778	57.64%
<b>Total Operating Expenditure</b>	<b>242,396</b>	<b>243,107</b>	<b>123,016</b>	<b>2,126</b>	<b>245,233</b>	<b>50.16%</b>
<b>Capital Expenditure</b>	0	0	0	0	0	
<b>Transfers (to) / From Reserves</b>						
Uncompleted Works	0	0	0	0	0	
Unexpended Grants	0	0	0	0	0	
Reserves	0	0	0	0	0	
<b>Transfers (to) / From Reserves</b>	<b>0</b>	<b>0</b>	<b>0</b>	<b>0</b>	<b>0</b>	
<b>Summary : Animal Control</b>						
Total Operating Revenue	47,749	47,749	15,033	0	47,749	31.48%
Total Operating Expenditure	242,396	243,107	123,016	2,126	245,233	50.16%
<b>Net Surplus/ (Deficit) from Operating</b>	<b>(194,647)</b>	<b>(195,358)</b>	<b>(107,983)</b>	<b>(2,126)</b>	<b>(197,484)</b>	<b>54.68%</b>
Capital Revenue	0	0	0	0	0	
Capital Expenditure	0	0	0	0	0	
<b>Net Surplus/ (Deficit) from Capital</b>	<b>0</b>	<b>0</b>	<b>0</b>	<b>0</b>	<b>0</b>	
Depreciation Contra	474	474	0	0	474	0.00%
Loan Funds Raised	0	0	0	0	0	
Proceeds on Sale of Assets	0	0	0	0	0	
Loan Repayments	0	0	0	0	0	
Net Transfer (to) / from Reserves	0	0	0	0	0	
<b>Net Result : Animal Control</b>	<b>(194,173)</b>	<b>(194,884)</b>	<b>(107,983)</b>	<b>(2,126)</b>	<b>(197,010)</b>	<b>54.81%</b>

Function: Public Order & Safety	Original Budget 2023/24	Revised Budget as at 30 Sep 2023	Actual as at 31 Dec 2023	Budget Adjustment Required	Revised Budget as at 31 Dec 2023	% Budget Used
<b>Fire Services</b>						
<b>Operating Revenue</b>						
Annual Maintenance & Repair Grant	414,700	414,700	340,627	(74,073)	340,627	100.00%
Donations	0	0	0	0	0	
Other Revenue	5,509	5,509	1,115	0	5,509	20.24%
Green Valley Fire	0	0	0	0	0	
<b>Total Operating Revenue</b>	<b>420,209</b>	<b>420,209</b>	<b>341,742</b>	<b>(74,073)</b>	<b>346,136</b>	<b>98.73%</b>
<b>Capital Revenue</b>						
Capital Grants	0	0	0	0	0	
Capital Contributions	0	0	(5,900)	0	0	
<b>Total Capital Revenue</b>	<b>0</b>	<b>0</b>	<b>(5,900)</b>	<b>0</b>	<b>0</b>	
<b>Operating Expenses</b>						
Annual Maint & Repairs Grant Expenditure - GHSC	319,263	319,263	255,410	(57,000)	262,263	97.39%
Annual Maint & Repairs Grant Expenditure - Albury City	95,437	95,437	58,990	(17,073)	78,364	75.28%
Greater Hume Shire Council Expenditure	49,603	49,603	14,423	0	49,603	29.08%
<b>Contributions to Fire Services</b>						
Contribution to Rural Fire Service : Emergency Services Levy	619,356	619,356	295,611	0	619,356	47.73%
Contribution to NSW Fire Brigade : Emergency Services Levy	67,906	67,906	33,953	0	67,906	50.00%
<b>Contributions to Fire Services Total</b>	<b>687,262</b>	<b>687,262</b>	<b>329,564</b>	<b>0</b>	<b>687,262</b>	<b>47.95%</b>
<b>Other Operating Expenses</b>						
Depreciation	78,396	78,396	0	0	78,396	0.00%
<b>Total Other Operating Expenses</b>	<b>78,396</b>	<b>78,396</b>	<b>0</b>	<b>0</b>	<b>78,396</b>	<b>0.00%</b>
<b>Total Operating Expenditure</b>	<b>1,229,961</b>	<b>1,229,961</b>	<b>658,387</b>	<b>(74,073)</b>	<b>1,155,888</b>	<b>56.96%</b>
<b>Capital Expenditure</b>	0	0	0	0	0	
<b>Transfers (to) / From Reserves</b>						
Section 94 Contributions	0	0	0	0	0	
Uncompleted Works	0	0	0	0	0	
Unexpended Grants	0	0	0	0	0	
Reserves	35,441	35,441	0	0	35,441	0.00%
<b>Transfers (to) / From Reserves</b>	<b>35,441</b>	<b>35,441</b>	<b>0</b>	<b>0</b>	<b>35,441</b>	<b>0.00%</b>
<b>Summary : Fire Services</b>						
Total Operating Revenue	420,209	420,209	341,742	(74,073)	346,136	98.73%
Total Operating Expenditure	1,229,961	1,229,961	658,387	(74,073)	1,155,888	56.96%
<b>Net Surplus/ (Deficit) from Operating</b>	<b>(809,752)</b>	<b>(809,752)</b>	<b>(316,646)</b>	<b>0</b>	<b>(809,752)</b>	<b>39.10%</b>
Capital Revenue	0	0	(5,900)	0	0	
Capital Expenditure	0	0	0	0	0	
<b>Net Surplus/ (Deficit) from Capital</b>	<b>0</b>	<b>0</b>	<b>(5,900)</b>	<b>0</b>	<b>0</b>	
Depreciation Contra	78,396	78,396	0	0	78,396	0.00%
Loan Funds Raised	0	0	0	0	0	
Proceeds on Sale of Assets	0	0	0	0	0	
Loan Repayments	0	0	0	0	0	
Net Transfer (to) / from Reserves	35,441	35,441	0	0	35,441	0.00%
<b>Net Result : Fire Services</b>	<b>(695,915)</b>	<b>(695,915)</b>	<b>(322,546)</b>	<b>0</b>	<b>(695,915)</b>	<b>46.35%</b>

Function: Public Order & Safety	Original Budget 2023/24	Revised Budget as at 30 Sep 2023	Actual as at 31 Dec 2023	Budget Adjustment Required	Revised Budget as at 31 Dec 2023	% Budget Used
<b>State Emergency Services</b>						
<b>Operating Revenue</b>						
User Fees & Charges	0	0	0	0	0	
Recurrent Grants	0	0	0	0	0	
<b>Total Operating Revenue</b>	<b>0</b>	<b>0</b>	<b>0</b>	<b>0</b>	<b>0</b>	
<b>Operating Expenditure</b>						
Administration Expenditure	0	0	0	0	0	
Depreciation	14,928	14,928	0	0	14,928	0.00%
Emergency Services Levy	51,068	51,068	24,224	0	51,068	47.43%
Insurance	2,078	2,575	2,575	0	2,575	100.02%
Utilities	2,109	2,124	10,495	8,371	10,495	100.00%
<b>Total Operating Expenditure</b>	<b>70,183</b>	<b>70,695</b>	<b>37,294</b>	<b>8,371</b>	<b>79,066</b>	<b>47.17%</b>
<b>Capital Expenditure</b>	0	0	0	0	0	
<b>Transfers (to) / From Reserves</b>						
Uncompleted Works	0	0	0	0	0	
Unexpended Grants	0	0	0	0	0	
Reserves	28,182	28,182	0	0	28,182	0.00%
<b>Transfers (to) / From Reserves</b>	<b>28,182</b>	<b>28,182</b>	<b>0</b>	<b>0</b>	<b>28,182</b>	<b>0.00%</b>
<b>Summary : State Emergency Services</b>						
Total Operating Revenue	0	0	0	0	0	
Total Operating Expenditure	70,183	70,695	37,294	8,371	79,066	47.17%
<b>Net Surplus/ (Deficit) from Operating</b>	<b>(70,183)</b>	<b>(70,695)</b>	<b>(37,294)</b>	<b>(8,371)</b>	<b>(79,066)</b>	<b>47.17%</b>
Capital Revenue	0	0	0	0	0	
Capital Expenditure	0	0	0	0	0	
<b>Net Surplus/ (Deficit) from Capital</b>	<b>0</b>	<b>0</b>	<b>0</b>	<b>0</b>	<b>0</b>	
Depreciation Contra	14,928	14,928	0	0	14,928	0.00%
Loan Funds Raised	0	0	0	0	0	
Proceeds on Sale of Assets	0	0	0	0	0	
Loan Repayments	0	0	0	0	0	
Net Transfer (to) / from Reserves	28,182	28,182	0	0	28,182	0.00%
<b>Net Result : State Emergency Services</b>	<b>(27,073)</b>	<b>(27,585)</b>	<b>(37,294)</b>	<b>(8,371)</b>	<b>(35,956)</b>	<b>103.72%</b>
<b>Summary : Public Order &amp; Safety</b>						
Total Operating Revenue	467,958	467,958	356,775	(74,073)	393,885	90.58%
Total Operating Expenditure	1,542,540	1,543,763	818,697	(63,576)	1,480,187	55.31%
<b>Net Surplus/ (Deficit) from Operating</b>	<b>(1,074,582)</b>	<b>(1,075,805)</b>	<b>(461,923)</b>	<b>(10,497)</b>	<b>(1,086,302)</b>	<b>42.52%</b>
Capital Revenue	0	0	(5,900)	0	0	
Capital Expenditure	0	0	0	0	0	
<b>Net Surplus/ (Deficit) from Capital</b>	<b>0</b>	<b>0</b>	<b>(5,900)</b>	<b>0</b>	<b>0</b>	
Depreciation Contra	93,798	93,798	0	0	93,798	0.00%
Loan Funds Raised	0	0	0	0	0	
Proceeds on Sale of Assets	0	0	0	0	0	
Loan Repayments	0	0	0	0	0	
Net Transfer (to) / from Reserves	63,623	63,623	0	0	63,623	0.00%
<b>Net Result : Public Order &amp; Safety</b>	<b>(917,161)</b>	<b>(918,384)</b>	<b>(467,823)</b>	<b>(10,497)</b>	<b>(928,881)</b>	<b>50.36%</b>

Function: Health	Original Budget 2023/24	Revised Budget as at 30 Sep 2023	Actual as at 31 Dec 2023	Budget Adjustment Required	Revised Budget as at 31 Dec 2023	% Budget Used
<b>Health Administration</b>						
<b>Operating Revenue</b>						
User Fees & Charges	181,240	182,025.00	120,863	3,300	185,325	65.22%
Other Revenue	0	0.00	0	0	0	
<b>Total Operating Revenue</b>	181,240	182,025.00	120,863	3,300	185,325	65.22%
<b>Capital Revenue</b>						
Capital Grants	0	0.00	0	0	0	
Capital Contributions	0	0.00	0	0	0	
<b>Total Capital Revenue</b>	0	0.00	0	0	0	
<b>Operating Expenditure</b>						
Administration : Salaries & Wages	91,286	91,286.00	39,667	0	91,286	43.45%
Administration Overhead Allocation	31,398	31,398.00	10,837	0	31,398	34.51%
On-Site Sewerage	63,422	63,422.00	17,435	0	63,422	27.49%
Staff Training	3,193	3,193.00	3,150	0	3,193	98.67%
Depreciation Contra	16,468	16,468.00	0	0	16,468	0.00%
<b>Total Operating Expenditure</b>	205,767	205,767.00	71,089	0	205,767	34.55%
<b>Capital Expenditure</b>	45,000	45,000.00	0	0	45,000	0.00%
Proceeds on Sale of Assets	15,000	15,000.00	0	0	15,000	0.00%
<b>Transfers (to) / From Reserves</b>						
Uncompleted Works	0	0.00	0	0	0	
Unexpended Grants	0	0.00	0	0	0	
Reserves	0	0.00	0	0	0	
<b>Transfers (to) / From Reserves</b>	0	0.00	0	0	0	
<b>Summary : Health Administration</b>						
Total Operating Revenue	181,240	182,025	120,863	3,300	185,325	65.22%
Total Operating Expenditure	205,767	205,767	71,089	0	205,767	34.55%
<b>Net Surplus/ (Deficit) from Operating</b>	(24,527)	(23,742)	49,774	3,300	(20,442)	-243.49%
Capital Revenue	0		0	0		
Capital Expenditure	45,000	45,000	0	0	45,000	0.00%
<b>Net Surplus/ (Deficit) from Capital</b>	(45,000)	(45,000)	0	0	(45,000)	0.00%
Depreciation Contra	16,468	16,468	0	0	16,468	0.00%
Loan Funds Raised	0		0	0		
Proceeds on Sale of Assets	15,000	15,000	0	0	15,000	0.00%
Loan Repayments	0		0	0		
Net Transfer (to) / from Reserves	0		0	0		
<b>Net Result : Health Administration</b>	(38,059)	(37,274)	49,774	3,300	(33,974)	-146.51%

Function: Environment	Original Budget 2023/24	Revised Budget as at 30 Sep 2023	Actual as at 31 Dec 2023	Budget Adjustment Required	Revised Budget as at 31 Dec 2023	% Budget Used
<b>Waste Management</b>						
<b>Operating Revenue</b>						
<b>Rates &amp; Annual Charges</b>						
Std Combo Waste Residential	916,845	937,912	940,756	2,844	940,756	100.00%
Std Combo Waste Business	134,956	137,865	137,865	0	137,865	100.00%
Vacant Waste	14,281	11,900	11,592	(308)	11,592	100.00%
Recycle Only Waste	8,504	8,494	8,494	0	8,494	100.00%
Garbage Only Waste	46,808	48,631	48,839	208	48,839	100.00%
Pensioner Concessions	(27,500)	(27,500)	0	0	(27,500)	0.00%
<b>Total Rates &amp; Annual Charges</b>	<b>1,093,894</b>	<b>1,117,302</b>	<b>1,147,546</b>	<b>2,744</b>	<b>1,120,046</b>	<b>102.46%</b>
<b>User Fees &amp; Charges</b>						
Tipping Fees	170,340	170,340	91,842	0	170,340	103.71%
<b>Total User Fees &amp; Charges</b>	<b>170,340</b>	<b>170,340</b>	<b>91,842</b>	<b>0</b>	<b>170,340</b>	<b>103.71%</b>
<b>Grants &amp; Subsidies Recurrent</b>						
Pensioner Rates Subsidy	15,125	15,125	(280)	0	15,125	-1.85%
State Grants & Subsidies	0	0	0	0	0	
<b>Grants &amp; Subsidies Recurrent</b>	<b>15,125</b>	<b>15,125</b>	<b>(280)</b>	<b>0</b>	<b>15,125</b>	<b>-1.85%</b>
<b>Other Revenue</b>	<b>75,500</b>	<b>75,500</b>	<b>87,309</b>	<b>20,000</b>	<b>95,500</b>	<b>2.61%</b>
<b>Total Operating Revenue</b>	<b>1,354,859</b>	<b>1,378,267</b>	<b>1,326,417</b>	<b>22,744</b>	<b>1,401,011</b>	<b>94.68%</b>
<b>Capital Revenue</b>						
S94 Capital Contributions	0	0	0	0	0	
<b>Total Capital Revenue</b>	<b>0</b>	<b>0</b>	<b>0</b>	<b>0</b>	<b>0</b>	
<b>Operating Expenditure</b>						
<b>Administration Expenses</b>						
Administration : Salaries & Wages	74,551	74,551	50,367	0	74,551	67.56%
Administration Overhead Allocation	51,650	51,650	51,650	0	51,650	100.00%
Administration Expenses - Other	1,530	2,930	2,262	0	2,930	77.19%
Depreciation	82,737	82,737	0	0	82,737	0.00%
Environmental Management Plan	0	0	0	0	0	
Insurance	14,396	14,981	14,981	0	14,981	100.00%
Staff Training	0	0	1,048	0	0	
Utilities	7,390	7,435	7,435	0	7,435	99.99%
<b>Administration Expenses</b>	<b>232,254</b>	<b>234,284</b>	<b>127,743</b>	<b>0</b>	<b>234,284</b>	<b>54.52%</b>
<b>Other Operations Expenses</b>						
Kerbside Collection	370,800	370,800	161,924	0	370,800	43.67%
Recycling Services	247,200	247,200	114,594	0	247,200	46.36%
Abandoned Vehicle Disposal	9,052	9,052	3,175	0	9,052	35.08%
Drum Muster	5,051	5,051	824	0	5,051	16.31%
Goods for Resale	12,000	19,500	23,320	9,623	29,123	80.08%
Concrete Crushing	40,000	40,000	0	0	40,000	0.00%
Tyre Disposal	0	0	0	0	0	
<b>Other Operations Expenses</b>	<b>684,103</b>	<b>691,603</b>	<b>303,838</b>	<b>9,623</b>	<b>701,226</b>	<b>43.33%</b>

Function: Environment	Original Budget 2023/24	Revised Budget as at 30 Sep 2023	Actual as at 31 Dec 2023	Budget Adjustment Required	Revised Budget as at 31 Dec 2023	% Budget Used
<b>Waste Site Operations</b>						
Brocklesby Transfer Station	7,370	7,370	4,246	0	7,370	57.62%
Burrumbuttock Transfer Station	8,930	8,930	4,536	0	8,930	50.80%
Culcairn Landfill	101,732	101,732	58,954	0	101,732	57.95%
Gerogery Transfer Station	7,732	7,732	5,741	0	7,732	74.25%
Henty Transfer Station	11,584	11,584	7,780	0	11,584	67.17%
Holbrook Landfill	86,563	86,563	58,182	0	86,563	67.21%
Jindera Transfer Station	58,918	58,918	26,942	0	58,918	45.73%
Mullengandera Transfer Station	12,869	12,869	6,395	0	12,869	49.70%
<b>Total Waste Site Operations</b>	<b>295,698</b>	<b>295,698</b>	<b>172,777</b>	<b>0</b>	<b>295,698</b>	<b>58.43%</b>
<b>Waste Site Maintenance</b>						
Brocklesby Transfer Station	1,569	1,569	322	0	1,569	20.53%
Burrumbuttock Transfer Station	1,569	1,569	1,611	0	1,569	102.71%
Culcairn Landfill	28,319	28,319	8,216	0	28,319	29.01%
Gerogery Transfer Station	3,351	3,351	618	0	3,351	18.45%
Henty Transfer Station	4,496	4,496	4,997	0	4,496	111.14%
Holbrook Landfill	68,449	68,449	4,309	0	68,449	6.30%
Jindera Transfer Station	8,160	8,160	5,765	0	8,160	70.65%
Mullengandera Transfer Station	1,622	1,622	18	0	1,622	1.13%
Walla Walla Landfill	1,545	1,545	897	0	1,545	58.06%
Woomargama	1,093	1,093	0	0	1,093	0.00%
<b>Total Waste Site Maintenance</b>	<b>120,173</b>	<b>120,173</b>	<b>26,755</b>	<b>0</b>	<b>120,173</b>	<b>22.26%</b>
<b>Total Operating Expenditure</b>	<b>1,332,228</b>	<b>1,341,758</b>	<b>631,112</b>	<b>9,623</b>	<b>1,351,381</b>	<b>178.54%</b>
<b>Capital Expenditure</b>	20,000	20,000	0	0	20,000	0.00%
<b>Loan Funds Raised</b>	0	0	0	0	0	
<b>Loan Principal Repayments</b>	0	0	0	0	0	
<b>Transfers (to) / From Reserves</b>						
Section 94 Contributions	0	0	0	0	0	
Uncompleted Works	0	0	0	0	0	
Unexpended Grants	0	0	0	0	0	
Waste Management Reserve	(15,000)	(15,000)	0	(13,000)	(28,000)	0.00%
Domestic Waste Management Reserve	0	0	0	0	0	0.00%
<b>Transfers (to) / From Reserves</b>	<b>(15,000)</b>	<b>(15,000)</b>	<b>0</b>	<b>(13,000)</b>	<b>(28,000)</b>	<b>0.00%</b>
<b>Summary : Waste Management</b>						
Total Operating Revenue	1,354,859	1,378,267	1,326,417	22,744	1,401,011	94.68%
Total Operating Expenditure	1,332,228	1,341,758	631,112	9,623	1,351,381	46.70%
<b>Net Surplus/ (Deficit) from Operating</b>	<b>22,631</b>	<b>36,509</b>	<b>695,305</b>	<b>13,122</b>	<b>49,631</b>	<b>1400.96%</b>
Capital Revenue	0	0	0	0	0	
Capital Expenditure	20,000	20,000	0	0	20,000	0.00%
<b>Net Surplus/ (Deficit) from Capital</b>	<b>(20,000)</b>	<b>(20,000)</b>	<b>0</b>	<b>0</b>	<b>(20,000)</b>	<b>0.00%</b>
Add Back: Depreciation Contra	82,737	82,737	0	0	82,737	0.00%
Loan Funds Raised	0	0	0	0	0	
Proceeds on Sale of Assets	0	0	0	0	0	
Loan Repayments	0	0	0	0	0	
Net Transfer (to) / from Reserves	(15,000)	(15,000)	0	(13,000)	(28,000)	0.00%
<b>Net Result : Waste Management</b>	<b>70,368</b>	<b>84,246</b>	<b>695,305</b>	<b>122</b>	<b>84,368</b>	<b>824.14%</b>



Function: Environment	Original Budget 2023/24	Revised Budget as at 30 Sep 2023	Actual as at 31 Dec 2023	Budget Adjustment Required	Revised Budget as at 31 Dec 2023	% Budget Used
<b>Noxious Animals &amp; Insects</b>						
<b>Operating Revenue</b>						
Other Revenue	0	0	0	0	0	
<b>Total Operating Revenue</b>	0	0	0	0	0	
<b>Operating Expenditure</b>						
Elm Leaf Beetle	5,000	5,000	0	0	5,000	0.00%
Feral Animals	5,000	5,000	0	0	5,000	0.00%
<b>Total Operating Expenditure</b>	10,000	10,000	0	0	10,000	0.00%
<b>Transfers (to) / From Reserves</b>						
Uncompleted Works	0	0	0	0	0	
Unexpended Grants	0	0	0	0	0	
Reserves	0	0	0	0	0	
<b>Transfers (to) / From Reserves</b>	0	0	0	0	0	
<b>Summary : Noxious Animals &amp; Insects</b>						
Total Operating Revenue	0	0	0	0	0	
Total Operating Expenditure	10,000	10,000	0	0	10,000	0.00%
<b>Net Surplus/ (Deficit) from Operating</b>	(10,000)	(10,000)	0	0	(10,000)	0.00%
Capital Revenue	0	0	0	0	0	
Capital Expenditure	0	0	0	0	0	
<b>Net Surplus/ (Deficit) from Capital</b>	0	0	0	0	0	
Add Back: Depreciation Contra	0	0	0	0	0	
Loan Funds Raised	0	0	0	0	0	
Proceeds on Sale of Assets	0	0	0	0	0	
Loan Repayments	0	0	0	0	0	
Net Transfer (to) / from Reserves	0	0	0	0	0	
<b>Net Result : Noxious Animals &amp; Insects</b>	(10,000)	(10,000)	0	0	(10,000)	0.00%

Function: Environment	Original Budget 2023/24	Revised Budget as at 30 Sep 2023	Actual as at 31 Dec 2023	Budget Adjustment Required	Revised Budget as at 31 Dec 2023	% Budget Used
<b>Noxious Plants</b>						
<b>Operating Revenue</b>						
WAP Program	89,754	89,754	0	0	89,754	0.00%
Fees & Charges	0	0	0	0	0	
Other Grants	0	56,756	56,756	0	56,756	100.00%
<b>Total Operating Revenue</b>	<b>89,754</b>	<b>146,510</b>	<b>56,756</b>	<b>0</b>	<b>146,510</b>	<b>38.74%</b>
<b>Capital Revenue</b>						
Capital Grants	0	0	0	0	0	
Capital Contributions	0	0	0	0	0	
<b>Total Capital Revenue</b>	<b>0</b>	<b>0</b>	<b>0</b>	<b>0</b>	<b>0</b>	
<b>Operating Expenditure</b>						
WAP Program	266,670	266,670	0	(29,991)	236,679	0.00%
<b>Total Operating Expenditure</b>	<b>266,670</b>	<b>333,169</b>	<b>115,495</b>	<b>(29,991)</b>	<b>303,178</b>	<b>38.09%</b>
<b>Capital Expenditure</b>						
	0	0	29,991	29,991	29,991	100.00%
<b>Transfers (to) / From Reserves</b>						
Uncompleted Works	0	0	0	0	0	
Murray & Riverina Weeds Action Program	0	0	0	0	0	
Balldale Walbundrie Connected Corridors Grant	0	9,743	0	0	9,743	0.00%
Murray Local Land Services Grant	0	0	0	0	0	
<b>Transfers (to) / From Reserves</b>	<b>0</b>	<b>9,743</b>	<b>0</b>	<b>0</b>	<b>9,743</b>	<b>0.00%</b>
<b>Summary : Noxious Plants</b>						
Total Operating Revenue	89,754	146,510	56,756	0	146,510	38.74%
Total Operating Expenditure	266,670	333,169	115,495	(29,991)	303,178	38.09%
<b>Net Surplus/ (Deficit) from Operating</b>	<b>(176,916)</b>	<b>(186,659)</b>	<b>(58,739)</b>	<b>29,991</b>	<b>(156,668)</b>	<b>37.49%</b>
Capital Revenue	0	0	0	0	0	
Capital Expenditure	0	0	29,991	29,991	29,991	100.00%
<b>Net Surplus/ (Deficit) from Capital</b>	<b>0</b>	<b>0</b>	<b>(29,991)</b>	<b>(29,991)</b>	<b>(29,991)</b>	<b>100.00%</b>
Add Back: Depreciation Contra	0	0	0	0	0	
Loan Funds Raised	0	0	0	0	0	
Proceeds on Sale of Assets	0	0	0	0	0	
Loan Repayments	0	0	0	0	0	
Net Transfer (to) / from Reserves	0	9,743	0	0	9,743	0.00%
<b>Net Result : Noxious Plants</b>	<b>(176,916)</b>	<b>(176,916)</b>	<b>(88,730)</b>	<b>0</b>	<b>(176,916)</b>	<b>60.40%</b>

Function: Environment	Original Budget 2023/24	Revised Budget as at 30 Sep 2023	Actual as at 31 Dec 2023	Budget Adjustment Required	Revised Budget as at 31 Dec 2023	% Budget Used
<b>Street Cleaning</b>						
<b>Operating Revenue</b>						
<b>User Fees &amp; Charges</b>						
<b>Total Operating Revenue</b>	0	0	0	0	0	
<b>Capital Revenue</b>						
Capital Grants	0	0	0	0	0	
Capital Contributions	0	0	0	0	0	
<b>Total Capital Revenue</b>	0	0	0	0	0	
<b>Operating Expenses</b>						
<b>Maintenance - Street Sweeping</b>	0	0	0	0	0	
Brocklesby	1,735	1,735	0	0	1,735	0.00%
Burrumbuttock	2,500	2,500	0	0	2,500	0.00%
Culcairn	17,676	17,676	11,153	0	17,676	63.10%
Gerogery	2,224	2,224	522	0	2,224	23.48%
Henty	11,475	11,475	8,468	0	11,475	73.80%
Holbrook	16,357	16,357	11,423	0	16,357	69.84%
Jindera	13,811	13,811	12,235	0	13,811	88.59%
Walbundrie	2,665	2,665	0	0	2,665	0.00%
Walla Walla	5,378	5,378	4,277	0	5,378	79.52%
Woomargama	759	759	1,049	0	759	138.14%
<b>Total Maintenance - Street Sweeping</b>	74,580	74,580	49,127	0	74,580	65.87%
<b>Total Operating Expenses</b>	74,580	74,580	49,127	0	74,580	65.87%
<b>Capital Expenditure</b>	0	0	0	0	0	
<b>Transfers (to) / From Reserves</b>						
Street Cleaning Reserve	0	0	0	0	0	
<b>Transfers (to) / From Reserves</b>	0	0	0	0	0	
<b>Summary : Street Cleaning Reserve</b>						
Total Operating Revenue	0	0	0	0	0	
Total Operating Expenditure	74,580	74,580	49,127	0	74,580	65.87%
<b>Net Surplus/ (Deficit) from Operating</b>	(74,580)	(74,580)	(49,127)	0	(74,580)	65.87%
Capital Revenue	0	0	0	0	0	
Capital Expenditure	0	0	0	0	0	
<b>Net Surplus/ (Deficit) from Capital</b>	0	0	0	0	0	
Depreciation Contra	0	0	0	0	0	
Loan Funds Raised	0	0	0	0	0	
Proceeds on Sale of Assets	0	0	0	0	0	
Loan Repayments	0	0	0	0	0	
Net Transfer (to) / from Reserves	0	0	0	0	0	
<b>Net Result : Street Cleaning Reserve</b>	(74,580)	(74,580)	(49,127)	0	(74,580)	65.87%

Function: Environment	Original Budget 2023/24	Revised Budget as at 30 Sep 2023	Actual as at 31 Dec 2023	Budget Adjustment Required	Revised Budget as at 31 Dec 2023	% Budget Used
<b>Stormwater Drainage</b>						
<b>Capital Revenue</b>						
Capital Grants	2,235,107	3,321,571	565,874	0	3,321,571	17.04%
Capital Contributions	0	0	0	0	0	
<b>Total Capital Revenue</b>	<b>2,235,107</b>	<b>3,321,571</b>	<b>565,874</b>	<b>0</b>	<b>3,321,571</b>	<b>17.04%</b>
<b>Operating Expenses</b>						
<b>Stormwater Drainage Maintenance</b>						
Clearing Drains	4,151	4,151	12,969	0	4,151	312.44%
Minor Repairs	58,457	58,457	8,914	0	58,457	15.25%
Mowing	2,979	2,979	3,123	0	2,979	104.83%
Spraying	5,995	5,995	0	0	5,995	0.00%
Other Maintenance	30,745	30,745	29,885	0	30,745	97.20%
<b>Stormwater Drainage Maintenance</b>	<b>102,327</b>	<b>102,327</b>	<b>54,892</b>	<b>0</b>	<b>102,327</b>	<b>53.64%</b>
<b>Depreciation</b>	<b>135,107</b>	<b>135,107</b>	<b>0</b>	<b>0</b>	<b>135,107</b>	<b>0.00%</b>
<b>Total Operating Expenditure</b>	<b>237,434</b>	<b>237,434</b>	<b>54,892</b>	<b>0</b>	<b>237,434</b>	<b>23.12%</b>
<b>Capital Expenditure</b>	<b>2,435,107</b>	<b>3,872,481</b>	<b>1,597,148</b>	<b>0</b>	<b>3,872,481</b>	<b>41.24%</b>
<b>Transfers (to) / From Reserves</b>						
Uncompleted Works	0	350,910	0	0	350,910	0.00%
Unexpended Grants	0	0	0	0	0	
Land Development Reserve	200,000	200,000	0	0	200,000	
Section 7.12 Contributions	0	0	0	0	0	
<b>Transfers (to) / From Reserves</b>	<b>200,000</b>	<b>550,910</b>	<b>0</b>	<b>0</b>	<b>550,910</b>	<b>0.00%</b>
<b>Summary : Storm Water Drainage</b>						
Total Operating Revenue	0	0	0	0	0	
Total Operating Expenditure	237,434	237,434	54,892	0	237,434	23.12%
<b>Net Surplus/ (Deficit) from Operating</b>	<b>(237,434)</b>	<b>(237,434)</b>	<b>(54,892)</b>	<b>0</b>	<b>(237,434)</b>	<b>23.12%</b>
Capital Revenue	2,235,107	3,321,571	565,874	0	3,321,571	17.04%
Capital Expenditure	2,435,107	3,872,481	1,597,148	0	3,872,481	41.24%
<b>Net Surplus/ (Deficit) from Capital</b>	<b>(200,000)</b>	<b>(550,910)</b>	<b>(1,031,275)</b>	<b>0</b>	<b>(550,910)</b>	<b>187.19%</b>
Depreciation Contra	135,107	135,107	0	0	135,107	0.00%
Loan Funds Raised	0	0	0	0	0	
Proceeds on Sale of Assets	0	0	0	0	0	
Loan Repayments	0	0	0	0	0	
Net Transfer (to) / from Reserves	200,000	550,910	0	0	550,910	0.00%
<b>Net Result : Storm Water Drainage</b>	<b>(102,327)</b>	<b>(102,327)</b>	<b>(1,086,166)</b>	<b>0</b>	<b>(102,327)</b>	<b>359.27%</b>

Function: Environment	Original Budget 2023/24	Revised Budget as at 30 Sep 2023	Actual as at 31 Dec 2023	Budget Adjustment Required	Revised Budget as at 31 Dec 2023	% Budget Used
<b>Summary : Environment</b>						
Total Operating Revenue	1,444,613	1,524,777	1,383,173	22,744	1,547,521	89.38%
Total Operating Expenditure	1,920,912	1,996,941	850,626	(20,368)	1,976,573	43.04%
<b>Net Surplus/ (Deficit) from Operating</b>	<b>(476,299)</b>	<b>(472,164)</b>	532,547	43,113	<b>(429,051)</b>	-124.12%
Capital Revenue	2,235,107	3,321,571	565,874	0	3,321,571	17.04%
Capital Expenditure	2,455,107	3,892,481	1,627,139	29,991	3,922,472	41.48%
<b>Net Surplus/ (Deficit) from Capital</b>	<b>(220,000)</b>	<b>(570,910)</b>	<b>(1,061,266)</b>	<b>(29,991)</b>	<b>(600,901)</b>	176.61%
Depreciation Contra	217,844	217,844	0	0	217,844	0.00%
Loan Funds Raised	0	0	0	0	0	
Proceeds on Sale of Assets	0	0	0	0	0	
Loan Repayments	0	0	0	0	0	
Net Transfer (to) / from Reserves	185,000	545,653	0	(13,000)	532,653	0.00%
<b>Net Result : Environment</b>	<b>(293,455)</b>	<b>(279,577)</b>	<b>(528,719)</b>	122	<b>(279,455)</b>	117.64%

Function: Community Services & Education	Original Budget 2023/24	Revised Budget as at 30 Sep 2023	Actual as at 31 Dec 2023	Budget Adjustment Required	Revised Budget as at 31 Dec 2023	% Budget Used
<b>Family Day Care</b>						
<b>Operating Revenue</b>						
Admin Levy	655,200	655,200.00	255,396	0	655,200	38.98%
Educator Levy	31,200	31,200.00	9,656	0	31,200	30.95%
Grants & Contributions	55,000	55,000.00	0	0	55,000	0.00%
Other Revenue	77,100	78,581.00	3,281	0	78,581	4.18%
<b>Total Operating Revenue</b>	<b>818,500</b>	<b>819,981.00</b>	<b>268,334</b>	<b>0</b>	<b>819,981</b>	<b>32.72%</b>
<b>Operating Expenses</b>						
<b>Administration Expenditure</b>						
Administration Salaries & Wages	781,945	781,945.00	290,611	0	781,945	37.17%
Administration - Other	47,842	48,815.00	21,648	0	48,815	44.35%
Building Maintenance	24,640	25,148.00	3,164	215	25,363	12.47%
Cleaning	13,262	13,262.00	4,952	4,952	18,214	27.19%
Insurance	2,500	2,500.00	0	0	2,500	0.00%
Overhead Allocation	36,071	36,071.00	36,071	0	36,071	100.00%
Computer / IT Expenditure	48,491	48,491.00	32,139	0	48,491	66.28%
Furniture	0	0.00	0	0	0	
Programs & Events	5,000	5,000.00	908	0	5,000	18.15%
Rent	77,662	77,662.00	25,700	0	77,662	33.09%
Subscriptions	6,500	6,500.00	4,374	0	6,500	67.29%
Staff Training	5,000	5,000.00	2,479	0	5,000	49.58%
Utilities	8,500	8,500.00	4,817	0	8,500	56.68%
Depreciation	0	0.00	0	0	0	
<b>Total Operating Expenditure</b>	<b>1,057,413</b>	<b>1,058,894.00</b>	<b>426,864</b>	<b>5,167</b>	<b>1,064,061</b>	<b>512.25%</b>
<b>Capital Expenditure</b>	0	0.00	39,450	0	0	
Proceeds on Sale of Assets	0	0.00	0	0	0	
<b>Transfers (to) / From Reserves</b>						
Family Day Care Reserve	238,913	238,913.00	197,980	5,167	244,080	81.11%
<b>Transfers (to) / From Reserves</b>	<b>238,913</b>	<b>238,913.00</b>	<b>197,980</b>	<b>5,167</b>	<b>244,080</b>	<b>81.11%</b>
<b>Summary : Family Day Care</b>						
Total Operating Revenue	818,500	819,981.00	268,334	0	819,981	32.72%
Total Operating Expenditure	1,057,413	1,058,894.00	426,864	5,167	1,064,061	40.12%
<b>Net Surplus/ (Deficit) from Operating</b>	<b>(238,913)</b>	<b>(238,913.00)</b>	<b>(158,530)</b>	<b>(5,167)</b>	<b>(244,080)</b>	<b>64.95%</b>
Capital Revenue	0	0.00	0	0	0	
Capital Expenditure	0	0.00	39,450	0	0	
<b>Net Surplus/ (Deficit) from Capital</b>	<b>0</b>	<b>0.00</b>	<b>(39,450)</b>	<b>0</b>	<b>0</b>	
Add Back: Depreciation Contra	0	0.00	0.00	0.00	0.00	
Loan Funds Raised	0	0.00	0	0	0	
Proceeds on Sale of Assets	0	0.00	0	0	0	
Loan Repayments	0	0.00	0	0	0	
Net Transfer (to) / from Reserves	238,913	238,913.00	197,980	5,167	244,080	81.11%
<b>Net Result : Family Day Care</b>	<b>0</b>	<b>0.00</b>	<b>0</b>	<b>0</b>	<b>0</b>	

Function: Community Services & Education	Original Budget 2023/24	Revised Budget as at 30 Sep 2023	Actual as at 31 Dec 2023	Budget Adjustment Required	Revised Budget as at 31 Dec 2023	% Budget Used
<b>Children Services - Culcairn, Holbrook , Henty Walla Walla &amp; Culcairn</b>						
<b>Operating Revenue</b>						
Family Levy	903,571	903,571.00	342,233	0	903,571	37.88%
CCCS Subsidies	1,558,816	1,558,816.00	931,920	0	1,558,816	59.78%
Grants & Subsidies Recurrent	994,872	994,872.00	706,897	0	994,872	71.05%
Donations and Sundry Income	378	378.00	564	0	378	149.10%
<b>Total Operating Revenue</b>	<b>3,457,637</b>	<b>3,457,637.00</b>	<b>1,981,613</b>	<b>0</b>	<b>3,457,637</b>	<b>57.31%</b>
<b>Operating Expenditure</b>						
Salaries & Wages - Child Facing	1,934,759	1,949,759.00	933,188	0	1,949,759	47.86%
Salaries & Wages - Non Child Facing	649,622	649,622.00	338,288	0	649,622	52.07%
Advertising and Marketing	3,180	4,065.00	2,174	0	4,065	53.48%
Audit	4,841	4,841.00	2,100	0	4,841	43.38%
Cleaning	48,685	48,685.00	18,211	0	48,685	37.41%
Depreciation	0	0.00	0	0	0	
Electricity	13,158	13,158.00	4,233	0	13,158	32.17%
Equipment Purchases	21,828	21,828.00	0	0	21,828	0.00%
Food	21,083	21,083.00	13,097	0	21,083	62.12%
Furniture	260	260.00	107	0	260	40.98%
Health & Hygiene	13,124	13,124.00	0	0	13,124	0.00%
Insurance	12,000	10,105.00	10,105	0	10,105	100.00%
IT Consultancy	21,828	21,828.00	51,517	0	21,828	236.02%
Telephone and Internet	29,107	29,107.00	2,478	0	29,107	8.51%
Maintenance	40,494	40,494.00	45,061	0	40,494	111.28%
Other Expenses	101,420	101,420.00	46,794	0	101,420	46.14%
Overheads Allocation	143,675	143,675.00	153,675	0	143,675	106.96%
Rates	5,665	10,025.00	5,920	0	10,025	59.05%
Rent	66,250	66,250.00	66,250	0	66,250	100.00%
Resources	28,859	28,859.00	23,584	0	28,859	81.72%
Software Licences	21,831	21,831.00	3,965	0	21,831	18.16%
Subscriptions	0	0.00	0	0	0	
Training & Conferences	11,150	11,750.00	9,889	0	11,750	84.17%
Water	0	0.00	1,245	0	0	
<b>Total Operating Expenditure</b>	<b>3,192,819</b>	<b>3,211,769.00</b>	<b>1,731,882</b>	<b>0</b>	<b>3,211,769</b>	<b>53.92%</b>
<b>Capital Expenditure</b>	<b>0</b>	<b>0.00</b>	<b>4,600</b>	<b>4,600</b>	<b>4,600</b>	<b>100.00%</b>
Proceeds on Sale of Assets						
<b>Transfers (to) / From Reserves</b>						
Uncompleted Works	0	0.00	0	0	0	
Unexpended Grant - Culcairn Children Services	0	0.00	0	0	0	
Henty Children Services Reserve	(203,819)	(189,036.00)	(175,823)	0	(189,036)	93.01%
Walla Walla Children Services Reserve	(11,254)	(8,856.00)	(46,376)	0	(8,856)	523.67%
Holbrook Children Services Reserve	(205,280)	(202,968.00)	(37,119)	0	(202,968)	18.29%
Holbrook Children Services Liquidation Proceeds Reserve	0	0.00	0	4,600	4,600	18.71%
Culcairn Children Services Reserve	155,535	154,992.00	14,187	0	154,992	18.29%
Culcairn Children Services Liquidation Proceeds Reserve	0	0.00	0	0	0	18.71%
<b>Transfers (to) / From Reserves</b>	<b>(264,818)</b>	<b>(245,868.00)</b>	<b>(245,131)</b>	<b>4,600</b>	<b>(241,268)</b>	<b>64.69%</b>
<b>Summary : Children Services</b>						
Total Operating Revenue	3,457,637	3,457,637.00	1,981,613	0	3,457,637	57.31%
Total Operating Expenditure	3,192,819	3,211,769.00	1,731,882	0	3,211,769	53.92%
<b>Net Surplus/ (Deficit) from Operating</b>	<b>264,818</b>	<b>245,868.00</b>	<b>249,731</b>	<b>0</b>	<b>245,868</b>	<b>101.57%</b>
Capital Revenue	0	0.00	0	0	0	
Capital Expenditure	0	0.00	4,600	4,600	4,600	100.00%
<b>Net Surplus/ (Deficit) from Capital</b>	<b>0</b>	<b>0.00</b>	<b>(4,600)</b>	<b>(4,600)</b>	<b>(4,600)</b>	<b>100.00%</b>
Add Back: Depreciation Contra	0	0.00	0	0	0	
Loan Funds Raised	0	0.00	0	0	0	
Proceeds on Sale of Assets	0	0.00	0	0	0	
Loan Repayments	0	0.00	0	0	0	
Net Transfer (to) / from Reserves	(264,818)	(245,868.00)	(245,131)	4,600	(241,268)	64.69%
<b>Net Result : Children Services</b>	<b>0</b>	<b>0.00</b>	<b>(0)</b>	<b>0</b>	<b>0</b>	<b>8.89%</b>

Function: Community Services & Education	Original Budget 2023/24	Revised Budget as at 30 Sep 2023	Actual as at 31 Dec 2023	Budget Adjustment Required	Revised Budget as at 31 Dec 2023	% Budget Used
<b>Pre-School</b>						
<b>Operating Expenditure</b>						
Henty Pre-School	1,104	1,095.00	1,095	0	1,095	100.04%
Jindera Pre-School	1,516	1,525.00	606	0	1,525	39.74%
<b>Total Operating Expenditure</b>	<b>2,620</b>	<b>2,620.00</b>	<b>1,701</b>	<b>0</b>	<b>2,620</b>	<b>64.94%</b>
<b>Transfers (to) / From Reserves</b>						
Children Services Reserve	0	0.00	0	0	0	
<b>Transfers (to) / From Reserves</b>	<b>0</b>	<b>0.00</b>	<b>0</b>	<b>0</b>	<b>0</b>	
<b>Summary : Pre-School</b>						
Total Operating Revenue	0	0.00	0	0	0	
Total Operating Expenditure	2,620	2,620.00	1,701	0	2,620	64.94%
<b>Net Surplus/ (Deficit) from Operating</b>	<b>(2,620)</b>	<b>(2,620.00)</b>	<b>(1,701)</b>	<b>0</b>	<b>(2,620)</b>	<b>64.94%</b>
Capital Revenue	0	0.00	0	0	0	
Capital Expenditure	0	0.00	0	0	0	
<b>Net Surplus/ (Deficit) from Capital</b>	<b>0</b>	<b>0.00</b>	<b>0</b>	<b>0</b>	<b>0</b>	
Add Back: Depreciation Contra	0	0.00	0	0	0	
Loan Funds Raised	0	0.00	0	0	0	
Proceeds on Sale of Assets	0	0.00	0	0	0	
Loan Repayments	0	0.00	0	0	0	
Net Transfer (to) / from Reserves	0	0.00	0	0	0	
<b>Net Result : Pre-School</b>	<b>(2,620)</b>	<b>(2,620.00)</b>	<b>(1,701)</b>	<b>0</b>	<b>(2,620)</b>	<b>64.94%</b>



Function: Community Services & Education	Original Budget 2023/24	Revised Budget as at 30 Sep 2023	Actual as at 31 Dec 2023	Budget Adjustment Required	Revised Budget as at 31 Dec 2023	% Budget Used
<b>Youth Services</b>						
<b>Operating Revenue</b>						
User Fees & Charges	0	0.00	0	0	0	
Grants & Subsidies Recurrent	0	1,500.00	34,195	36,200	37,700	90.70%
<b>Total Operating Revenue</b>	0	1,500.00	34,195	36,200	37,700	90.70%
<b>Operating Expenditure</b>						
Administration - Salaries & Wages	0	0.00	132	0	0	
Administration - Other	3,490	3,490.00	1,718	0	3,490	49.23%
Depreciation	0	0.00	0	0	0	
Programs & Events	10,000	11,500.00	16,157	36,200	47,700	33.87%
<b>Total Operating Expenditure</b>	13,490	14,990.00	18,007	36,200	51,190	35.18%
<b>Capital Expenditure</b>	0	0.00	0	0	0	
Proceeds on Sale of Assets	0	0.00	0	0	0	
<b>Transfers (to) / From Reserves</b>						
Uncompleted Works	0	0.00	0	0	0	
Youth Reserves	0	0.00	0	0	0	
Unexpended Grants	0	0.00	0	0	0	
<b>Transfers (to) / From Reserves</b>	0	0.00	0	0	0	0.00%
<b>Summary : Youth Services</b>						
Total Operating Revenue	0	1,500.00	34,195	36,200	37,700	90.70%
Total Operating Expenditure	13,490	14,990.00	18,007	36,200	51,190	35.18%
<b>Net Surplus/ (Deficit) from Operating</b>	(13,490)	(13,490.00)	16,188	0	(13,490)	-120.00%
Capital Revenue	0	0.00	0	0	0	
Capital Expenditure	0	0.00	0	0	0	
<b>Net Surplus/ (Deficit) from Capital</b>	0	0.00	0	0	0	
Add Back: Depreciation Contra	0	0.00	0	0	0	
Loan Funds Raised	0	0.00	0	0	0	
Proceeds on Sale of Assets	0	0.00	0	0	0	
Loan Repayments	0	0.00	0	0	0	
Net Transfer (to) / from Reserves	0	0.00	0	0	0	0.00%
<b>Net Result : Youth Services</b>	(13,490)	(13,490.00)	16,188	0	(13,490)	-25.18%

Function: Community Services & Education	Original Budget 2023/24	Revised Budget as at 30 Sep 2023	Actual as at 31 Dec 2023	Budget Adjustment Required	Revised Budget as at 31 Dec 2023	% Budget Used
<b>Aged Care Rental and Community Housing</b>						
<b>Operating Income</b>						
<b>Rent</b>						
Community Housing	45,528	45,528.00	18,945	0	45,528	41.61%
Frampton Court Rental Units	93,280	93,280.00	45,990	0	93,280	49.30%
Kala Court Rental Units	37,497	37,497.00	19,040	0	37,497	50.78%
Kala Court Self Funded Rental Units	26,863	26,863.00	12,305	0	26,863	45.81%
Aged Care Rental Units Culcairn	19,512	19,512.00	12,630	0	19,512	64.73%
Aged Care Rental Units Jindera	21,280	21,280.00	11,075	0	21,280	52.04%
<b>Total Rent</b>	<b>243,960</b>	<b>243,960.00</b>	<b>119,984</b>	<b>0</b>	<b>243,960</b>	<b>49.18%</b>
<b>Other Income</b>						
Kala Court Self Funded Rental Units Entry Contributions	51,300	51,300.00	(187)	0	51,300	-0.36%
<b>Total Other Income</b>	<b>51,300</b>	<b>51,300.00</b>	<b>(187)</b>	<b>0</b>	<b>51,300</b>	<b>-0.36%</b>
<b>Total Operating Income</b>	<b>295,260</b>	<b>295,260.00</b>	<b>119,797</b>	<b>0</b>	<b>295,260</b>	<b>40.57%</b>
<b>Operating Expenditure</b>						
Community Housing	13,620	13,620.00	5,469	0	13,620	40.16%
Frampton Court Rental Units	50,133	50,133.00	18,037	(11,627)	38,506	46.84%
Kala Court Rental Units	13,372	13,372.00	8,226	0	13,372	61.51%
Kala Court Self Funded Rental Units	37,573	37,573.00	6,261	(7,600)	29,973	20.89%
Aged Care Rental Units Culcairn	7,486	7,486.00	3,755	3,868	11,354	33.07%
Aged Care Rental Units Howlong	0	0.00	0	0	0	
Aged Care Rental Units Jindera	5,222	5,222.00	5,305	7,485	12,707	41.75%
<b>Total Maintenance</b>	<b>127,406</b>	<b>127,406.00</b>	<b>47,052</b>	<b>(7,874)</b>	<b>119,532</b>	<b>39.36%</b>
<b>Operating Expenses</b>						
Community Housing	17,752	18,283.00	16,214	0	18,283	88.69%
Frampton Court Rental Units	32,874	33,512.00	29,928	0	33,512	89.30%
Kala Court Rental Units	17,541	13,016.00	11,173	0	13,016	85.84%
Kala Court Self Funded Rental Units	24,355	20,327.00	18,936	0	20,327	93.16%
Aged Care Rental Units Culcairn	7,757	7,912.00	7,134	0	7,912	90.17%
Aged Care Rental Units Jindera	7,889	7,917.00	7,496	0	7,917	94.68%
<b>Total Operating Expenses</b>	<b>108,168</b>	<b>100,967.00</b>	<b>90,881</b>	<b>0</b>	<b>100,967</b>	<b>90.01%</b>
<b>Depreciation</b>	<b>113,611</b>	<b>113,611.00</b>	<b>0</b>	<b>0</b>	<b>113,611</b>	<b>0.00%</b>
<b>Total Operating Expenditure</b>	<b>349,185</b>	<b>341,984.00</b>	<b>137,933</b>	<b>(7,874)</b>	<b>334,110</b>	<b>41.28%</b>

Function: Community Services & Education	Original Budget 2023/24	Revised Budget as at 30 Sep 2023	Actual as at 31 Dec 2023	Budget Adjustment Required	Revised Budget as at 31 Dec 2023	% Budget Used
<b>Capital Expenditure</b>	153,000	153,000.00	47,337	3,371	156,371	30.27%
<b>Transfers (to) / From Reserves</b>						
Community Housing	28,844	29,375.00	2,739	0	29,375	9.33%
Frampton Court Rental Units	13,727	14,365.00	15,277	(11,627)	2,738	557.95%
Kala Court Rental Units	21,416	16,891.00	358	0	16,891	2.12%
Kala Court Self Funded Rental Units Entry Contributions	11,765	7,737.00	44,450	(4,229)	3,508	1267.09%
Aged Care Rental Units Culcairn	10,731	10,886.00	923	3,868	14,754	6.26%
Aged Care Rental Units Jindera	6,831	6,859.00	1,726	7,485	14,344	14.56%
S94 Reserve	0	0.00	0	0	0	
<b>Transfers (to) / From Reserves</b>	93,314	86,113.00	65,473	(4,503)	81,610	80.33%
<b>Summary : Aged Care Rental and Community Housing</b>						
Total Operating Revenue	295,260	295,260.00	119,797	0	295,260	40.57%
Total Operating Expenditure	349,185	341,984.00	137,933	(7,874)	334,110	41.28%
<b>Net Surplus/ (Deficit) from Operating</b>	(53,925)	(46,724.00)	(18,136)	7,874	(38,850)	46.68%
Capital Revenue	0	0.00	0	0	0	
Capital Expenditure	153,000	153,000.00	47,337	3,371	156,371	30.27%
<b>Net Surplus/ (Deficit) from Capital</b>	(153,000)	(153,000.00)	(47,337)	(3,371)	(156,371)	30.27%
Add Back: Depreciation Contra	113,611	113,611.00	0	0	113,611	0.00%
Loan Funds Raised	0	0.00	0	0	0	
Proceeds on Sale of Assets	0	0.00	0	0	0	
Loan Repayments	0	0.00	0	0	0	
Net Transfer (to) / from Reserves	93,314	86,113.00	65,473	(4,503)	81,610	80.33%
<b>Net Result : Aged Care Rental and Community Housing</b>	0	0.00	0	0	0	100.00%

Function: Community Services & Education	Original Budget 2023/24	Revised Budget as at 30 Sep 2023	Actual as at 31 Dec 2023	Budget Adjustment Required	Revised Budget as at 31 Dec 2023	% Budget Used
<b>Other Community Services</b>						
<b>Operating Revenue</b>						
Culcairn Newsletter	6,212	6,212.00	4,200	0	6,212	67.61%
Henty Newsletter	5,177	8,060.41	5,156	0	8,060	63.97%
Holbrook Newsletter	36,236	36,236.00	24,688	0	36,236	68.13%
Other	0	0.00	0	0	0	
<b>Total Operating Revenue</b>	<b>47,625</b>	<b>50,508.41</b>	<b>34,044</b>	<b>0</b>	<b>50,508</b>	<b>67.40%</b>
<b>Operating Expenditure</b>						
Culcairn Newsletter	5,177	5,177.00	4,605	0	5,177	88.95%
Henty Newsletter	4,141	4,141.00	1,368	0	4,141	33.04%
Holbrook Newsletter	18,481	18,481.00	24,989	0	18,481	135.22%
Other	0	0.00	0	0	0	
Culcairn Men's Shed	2,950	5,833.41	9,525	0	5,833	163.28%
Depreciation	0	0.00	0	0	0	
<b>Total Operating Expenditure</b>	<b>30,749</b>	<b>33,632.41</b>	<b>40,487</b>	<b>0</b>	<b>33,632</b>	<b>120.38%</b>
<b>Transfers (to) / From Reserves</b>						
Other Community Services	(2,071)	(2,071.00)	0	0	(2,071)	0.00%
<b>Transfers (to) / From Reserves</b>	<b>(2,071)</b>	<b>(2,071.00)</b>	<b>0</b>	<b>0</b>	<b>(2,071)</b>	<b>0.00%</b>
<b>Summary : Other Community Services</b>						
Total Operating Revenue	47,625	50,508.41	34,044	0	50,508	67.40%
Total Operating Expenditure	30,749	33,632.41	40,487	0	33,632	120.38%
<b>Net Surplus/ (Deficit) from Operating</b>	<b>16,876</b>	<b>16,876.00</b>	<b>(6,443)</b>	<b>0</b>	<b>16,876</b>	<b>-38.18%</b>
Capital Revenue	0	0.00	0	0	0	
Capital Expenditure	0	0.00	0	0	0	
<b>Net Surplus/ (Deficit) from Capital</b>	<b>0</b>	<b>0.00</b>	<b>0</b>	<b>0</b>	<b>0</b>	
Add Back: Depreciation Contra	0	0.00	0	0	0	
Loan Funds Raised	0	0.00	0	0	0	
Proceeds on Sale of Assets	0	0.00	0	0	0	
Loan Repayments	0	0.00	0	0	0	
Net Transfer (to) / from Reserves	(2,071)	(2,071.00)	0	0	(2,071)	0.00%
<b>Net result : Other Community Services</b>	<b>14,805</b>	<b>14,805.00</b>	<b>(6,443)</b>	<b>0</b>	<b>14,805</b>	<b>-43.52%</b>
<b>Summary : Community Services &amp; Education</b>						
Total Operating Revenue	4,619,022	4,624,886.41	2,437,983	36,200	4,661,087	52.31%
Total Operating Expenditure	4,646,276	4,663,889.41	2,356,874	33,493	4,697,383	50.17%
<b>Net Surplus/ (Deficit) from Operating</b>	<b>(27,254)</b>	<b>(39,003.00)</b>	<b>81,109</b>	<b>2,707</b>	<b>(36,296)</b>	<b>-223.46%</b>
Capital Revenue	0	0.00	0	0	0	
Capital Expenditure	153,000	153,000.00	91,387	7,971	160,971	56.77%
<b>Net Surplus/ (Deficit) from Capital</b>	<b>(153,000)</b>	<b>(153,000.00)</b>	<b>(91,387)</b>	<b>(7,971)</b>	<b>(160,971)</b>	<b>56.77%</b>
Add Back: Depreciation Contra	113,611	113,611.00	0	0	113,611	0.00%
Loan Funds Raised	0	0.00	0	0	0	
Proceeds on Sale of Assets	0	0.00	0	0	0	
Loan Repayments	0	0.00	0	0	0	
Net Transfer (to) / from Reserves	65,338	77,087.00	18,321	5,264	82,351	-3.57%
<b>Net result : Community Services &amp; Education</b>	<b>(1,305)</b>	<b>(1,305.00)</b>	<b>8,043</b>	<b>0</b>	<b>(1,305)</b>	<b>2.71%</b>

Function: Housing & Community Amenities	Original Budget 2023/24	Revised Budget as at 30 Sep 2023	Actual as at 31 Dec 2023	Budget Adjustment Required	Revised Budget as at 31 Dec 2023	% Budget Used
<b>Street Lighting</b>						
<b>Operating Revenue</b>						
User Charges & Fees	24,000	24,000	0	0	24,000	0.00%
<b>Total Operating Revenue</b>	24,000	24,000	0	0	24,000	0.00%
<b>Operating Expenditure</b>						
Electricity	103,801	103,801	75,494	0	103,801	72.73%
Street Light Installations	10,000	23,186	0	0	23,186	0.00%
<b>Total Operating Expenditure</b>	113,801	126,987	75,494	0	126,987	59.45%
<b>Capital Expenditure</b>	0	0	0	0	0	
<b>Transfers (to) / From Reserves</b>						
Uncompleted Works	0	13,186	0	0	13,186	0.00%
Unexpended Grants	0	0	0	0	0	
Internal Reserves	0	0	0	0	0	
<b>Transfers (to) / From Reserves</b>	0	13,186	0	0	13,186	0.00%
<b>Summary : Street Lighting</b>						
Total Operating Revenue	24,000	24,000	0	0	24,000	0.00%
Total Operating Expenditure	113,801	126,987	75,494	0	126,987	59.45%
<b>Net Surplus/ (Deficit) from Operating</b>	(89,801)	(102,987)	(75,494)	0	(102,987)	73.30%
Capital Revenue	0	0	0	0	0	
Capital Expenditure	0	0	0	0	0	
<b>Net Surplus/ (Deficit) from Capital</b>	0	0	0	0	0	
Add Back: Depreciation Contra	0	0	0	0	0	
Loan Funds Raised	0	0	0	0	0	
Proceeds on Sale of Assets	0	0	0	0	0	
Loan Repayments	0	0	0	0	0	
Net Transfer (to) / from Reserves	0	13,186	0	0	13,186	0.00%
<b>Net Result : Street Lighting</b>	(89,801)	(89,801)	(75,494)	0	(89,801)	84.07%

Function: Housing & Community Amenities	Original Budget 2023/24	Revised Budget as at 30 Sep 2023	Actual as at 31 Dec 2023	Budget Adjustment Required	Revised Budget as at 31 Dec 2023	% Budget Used
<b>Cemeteries</b>						
<b>Operating Revenue</b>						
<b>Cemetery Fees</b>						
Cookardinia Cemetery	1,035	1,035	0	0	1,035	0.00%
Culcairn Cemetery	15,530	15,530	5,017	0	15,530	32.31%
Gerogery West Cemetery	0	0	0	0	0	
Henty Cemetery	12,942	12,942	20,678	7,736	20,678	100.00%
Holbrook Cemetery	17,083	17,083	5,690	0	17,083	33.31%
Jindera Cemetery	8,801	8,801	3,146	0	8,801	35.75%
Walla Walla Cemetery	8,801	8,801	12,974	10,000	18,801	69.01%
Woomargama Cemetery	1,035	1,035	0	0	1,035	0.00%
<b>Total Operating Revenue</b>	<b>65,227</b>	<b>65,227</b>	<b>47,506</b>	<b>17,736</b>	<b>82,963</b>	<b>57.26%</b>
<b>Capital Revenue</b>						
Capital Grants and Contributions	0	0	0	0	0	
<b>Total Capital Revenue</b>	<b>0</b>	<b>0</b>	<b>0</b>	<b>0</b>	<b>0</b>	
<b>Operating Expenses</b>						
<b>Cemetery Maintenance</b>						
Burrumbuttock Cemetery	5,072	5,072	1,933	691	5,763	33.54%
Cookardinia Cemetery	3,106	3,106	2,214	0	3,106	71.29%
Culcairn Cemetery	14,952	14,952	4,656	0	14,952	31.14%
Gerogery Cemetery	1,546	1,546	0	0	1,546	0.00%
Gerogery West Cemetery	1,836	1,836	1,988	0	1,836	108.29%
Goombargana Cemetery	1,139	1,139	1,834	1,000	2,139	85.76%
Henty Cemetery	9,167	9,167	11,686	3,000	12,167	96.04%
Holbrook Cemetery	20,109	20,109	4,562	0	20,109	22.69%
Jindera Cemetery	3,773	3,773	2,420	0	3,773	64.15%
Mullengandra Cemetery	558	558	4,049	8,000	8,558	47.31%
Walbundrie Cemetery	1,571	1,571	2,156	5,000	6,571	32.81%
Walla Walla Cemetery	6,577	6,577	4,442	0	6,577	67.54%
Woomargama Cemetery	3,183	3,183	2,527	0	3,183	79.39%
<b>Total Cemetery Maintenance</b>	<b>72,589</b>	<b>72,589</b>	<b>44,466</b>	<b>17,691</b>	<b>90,280</b>	<b>49.25%</b>

Function: Housing & Community Amenities	Original Budget 2023/24	Revised Budget as at 30 Sep 2023	Actual as at 31 Dec 2023	Budget Adjustment Required	Revised Budget as at 31 Dec 2023	% Budget Used
<b>Cemetery Other Operating Expenses</b>						
General Cemetery	39,408	39,408	8,025	0	39,408	20.36%
Brocklesby Cemetery	0	0	0	0	0	
Bungowannah Cemetery	280	1,080	30	0	1,080	2.78%
Burrumbuttock Cemetery	583	583	331	0	583	56.73%
Cookardinia Cemetery	401	651	250	0	651	38.40%
Culcairn Cemetery	5,020	5,020	1,927	0	5,020	38.39%
Gerogery Cemetery	0	0	0	0	0	
Gerogery West Cemetery	0	0	0	0	0	
Goombargana Cemetery	250	250	250	0	250	100.00%
Henty Cemetery	8,188	8,218	1,964	0	8,218	23.90%
Holbrook Cemetery	4,756	4,754	2,715	0	4,754	57.11%
Jindera Cemetery	290	289	1,208	0	289	418.02%
Moorwatha Cemetery	250	500	0	0	500	0.00%
Mullengandra Cemetery	250	1,000	250	0	1,000	25.00%
Walbundrie Cemetery	0	0	136	0	0	
Walla Walla Cemetery	3,100	3,100	911	0	3,100	29.38%
Woomargama Cemetery	0	0	0	0	0	
<b>Total Cemetery Other Operating Expenses</b>	<b>62,776</b>	<b>64,853</b>	<b>17,997</b>	<b>0</b>	<b>64,853</b>	<b>27.75%</b>
<b>Depreciation</b>	<b>6,281</b>	<b>6,281</b>	<b>0</b>	<b>0</b>	<b>6,281</b>	
<b>Total Cemeteries Operating Expenditure</b>	<b>141,646</b>	<b>143,723</b>	<b>62,463</b>	<b>17,691</b>	<b>161,414</b>	<b>40.26%</b>
<b>Capital Expenditure</b>	<b>10,000</b>	<b>30,000</b>	<b>0</b>	<b>0</b>	<b>30,000</b>	<b>0.00%</b>
<b>Transfers (to) / From Reserves</b>						
Uncompleted Works	0	22,050	0	0	22,050	0.00%
<b>Transfers (to) / From Reserves</b>	<b>0</b>	<b>22,050</b>	<b>0</b>	<b>0</b>	<b>22,050</b>	<b>0.00%</b>
<b>Summary : Cemeteries</b>						
Total Operating Revenue	65,227	65,227	47,506	17,736	82,963	57.26%
Total Operating Expenditure	141,646	143,723	62,463	17,691	161,414	40.26%
<b>Net Surplus/ (Deficit) from Operating</b>	<b>(76,419)</b>	<b>(78,496)</b>	<b>(14,957)</b>	<b>46</b>	<b>(78,450)</b>	<b>20.72%</b>
Capital Revenue	0	0	0	0	0	
Capital Expenditure	10,000	30,000	0	0	30,000	0.00%
<b>Net Surplus/ (Deficit) from Capital</b>	<b>(10,000)</b>	<b>(30,000)</b>	<b>0</b>	<b>0</b>	<b>(30,000)</b>	<b>0.00%</b>
Add Back: Depreciation Contra	6,281	6,281	0	0	6,281	
Loan Funds Raised	0	0	0	0	0	
Proceeds on Sale of Assets	0	0	0	0	0	
Loan Repayments	0	0	0	0	0	
Net Transfer (to) / from Reserves	0	22,050	0	0	22,050	0.00%
<b>Net Result : Cemeteries</b>	<b>(80,138)</b>	<b>(80,165)</b>	<b>(14,957)</b>	<b>46</b>	<b>(80,119)</b>	<b>18.67%</b>

Function: Housing & Community Amenities	Original Budget 2023/24	Revised Budget as at 30 Sep 2023	Actual as at 31 Dec 2023	Budget Adjustment Required	Revised Budget as at 31 Dec 2023	% Budget Used
<b>Town Planning</b>						
<b>Operating Revenue</b>						
User Fees & Charges	254,605	254,605	248,033	150,000	404,605	61.30%
Grants & Subsidies	0	32,662	32,662	0	32,662	100.00%
Solar Farm Contribution	0	0	0	0	0	
Other Revenue	0	0	0	0	0	
<b>Total Operating Revenue</b>	<b>254,605</b>	<b>287,267</b>	<b>280,695</b>	<b>150,000</b>	<b>437,267</b>	<b>64.19%</b>
<b>Capital Revenue</b>						
Section 7.12 (94A) Development Consent Levies	200,000	200,000	95,954	0	200,000	47.98%
<b>Total Capital Revenue</b>	<b>200,000</b>	<b>200,000</b>	<b>95,954</b>	<b>0</b>	<b>200,000</b>	<b>47.98%</b>
<b>Total Capital Revenue</b>	<b>200,000</b>	<b>200,000</b>	<b>95,954</b>	<b>0</b>	<b>200,000</b>	<b>47.98%</b>
<b>Operating Expenditure</b>						
Administration - Salaries & Wages	335,712	335,712	199,206	0	335,712	59.34%
Administration - Other Expenses	15,130	15,130	5,704	0	15,130	37.70%
Legal Expenses	75,000	75,000	2,111	0	75,000	2.81%
Professional Services - Planning Consultant	0	0	2,000	0	0	
Subscriptions	0	0	25,737	0	0	
Staff Training	6,000	31,000	3,358	0	31,000	10.83%
West Jindera Rezoning Studies	200,000	200,000	0	0	200,000	0.00%
Holbrook Structural Plan	20,000	20,000	0	0	20,000	0.00%
Town Planning LEP	0	28,000	0	0	28,000	0.00%
<b>Total Operating Expenses</b>	<b>651,842</b>	<b>704,842</b>	<b>238,116</b>	<b>0</b>	<b>704,842</b>	<b>33.78%</b>
<b>Capital Expenditure</b>						
Proceeds on Sale of Assets	0	32,662	5,385	0	32,662	16.49%
<b>Transfers (to) / From Reserves</b>						
Uncompleted Works	0	28,000	0	0	28,000	0.00%
Unexpended Grants	0	25,000	0	0	25,000	0.00%
Solar Farm Reserves	0	0	0	(150,000)	(150,000)	
Section 7.12 Contributions	(200,000)	(200,000)	0	0	(200,000)	0.00%
<b>Transfers (to) / From Reserves</b>	<b>(200,000)</b>	<b>(147,000)</b>	<b>0</b>	<b>(150,000)</b>	<b>(297,000)</b>	<b>0.00%</b>
<b>Summary : Town Planning</b>						
Total Operating Revenue	254,605	287,267	280,695	150,000	437,267	64.19%
Total Operating Expenditure	651,842	704,842	238,116	0	704,842	33.78%
<b>Net Surplus/ (Deficit) from Operating</b>	<b>(397,237)</b>	<b>(417,575)</b>	<b>42,580</b>	<b>150,000</b>	<b>(267,575)</b>	<b>-15.91%</b>
Capital Revenue	200,000	200,000	95,954	0	200,000	47.98%
Capital Expenditure	0	32,662	5,385	0	32,662	16.49%
<b>Net Surplus/ (Deficit) from Capital</b>	<b>200,000</b>	<b>167,338</b>	<b>90,569</b>	<b>0</b>	<b>167,338</b>	<b>54.12%</b>
Add Back: Depreciation Contra	0	0	0	0	0	
Loan Funds Raised	0	0	0	0	0	
Proceeds on Sale of Assets	0	0	0	0	0	
Loan Repayments	0	0	0	0	0	
Net Transfer (to) / from Reserves	(200,000)	(147,000)	0	(150,000)	(297,000)	0.00%
<b>Net Result : Town Planning</b>	<b>(397,237)</b>	<b>(397,237)</b>	<b>133,149</b>	<b>0</b>	<b>(397,237)</b>	<b>-53.85%</b>



Function: Housing & Community Amenities	Original Budget 2023/24	Revised Budget as at 30 Sep 2023	Actual as at 31 Dec 2023	Budget Adjustment Required	Revised Budget as at 31 Dec 2023	% Budget Used
<b>Public Conveniences</b>						
<b>Operating Expenses</b>						
<b>Public Toilets Maintenance</b>						
Brocklesby Public Toilets	1,025	1,025	0	0	1,025	0.00%
Burrumbuttock Public Toilets	1,025	1,025	390	0	1,025	38.08%
Culcairn Public Toilets	5,232	5,232	1,013	0	5,232	19.37%
Gerogery Public Toilets	1,816	1,816	452	0	1,816	24.91%
Henty Public Toilets	3,672	3,672	612	0	3,672	16.67%
Holbrook Public Toilets	6,767	6,767	1,096	0	6,767	16.20%
10 Mile Creek Public Toilets	576	576	0	0	576	0.00%
Submarine Area Public Toilets	577	577	710	0	577	123.09%
Jindera Public Toilets	4,192	4,192	3,426	0	4,192	81.73%
Walbundrie Public Toilets	1,024	1,024	3,473	0	1,024	339.16%
Walla Walla Public Toilets	1,024	1,024	1,167	0	1,024	113.96%
Woomargama Public Toilets	1,024	1,024	936	0	1,024	91.40%
<b>Total Public Toilets Maintenance</b>	<b>27,954</b>	<b>27,954</b>	<b>13,277</b>	<b>0</b>	<b>27,954</b>	<b>47.49%</b>
<b>Public Toilets Other Operating Expenses</b>						
Brocklesby Public Toilets	4,722	4,762	3,083	0	4,762	64.75%
Burrumbuttock Public Toilets	4,443	4,443	2,623	0	4,443	59.04%
Culcairn Public Toilets	17,475	17,597	6,799	0	17,597	38.64%
Gerogery Public Toilets	4,201	4,201	2,306	0	4,201	54.90%
Henty Public Toilets	20,760	20,964	12,254	0	20,964	58.45%
Holbrook Public Toilets	26,846	27,010	5,376	0	27,010	19.91%
10 Mile Creek Public Toilets	41,862	41,982	26,484	0	41,982	63.08%
Submarine Area Public Toilets	43,766	43,766	29,257	0	43,766	66.85%
Jindera Public Toilets	15,649	15,675	11,857	0	15,675	75.64%
Walbundrie Public Toilets	10,738	10,738	8,587	0	10,738	79.97%
Walla Walla Public Toilets	8,969	8,969	4,160	0	8,969	46.39%
Woomargama Public Toilets	8,081	8,081	5,534	0	8,081	68.48%
<b>Total Public Toilets Other Operating Expenses</b>	<b>207,512</b>	<b>208,188</b>	<b>118,322</b>	<b>0</b>	<b>208,188</b>	<b>56.83%</b>
<b>Depreciation</b>	<b>35,744</b>	<b>35,744</b>	<b>0</b>	<b>0</b>	<b>35,744</b>	<b>0.00%</b>
<b>Total Public Toilets Expenditure</b>	<b>271,210</b>	<b>271,886</b>	<b>131,599</b>	<b>0</b>	<b>271,886</b>	<b>48.40%</b>
<b>Capital Expenditure</b>	<b>0</b>	<b>160,000</b>	<b>2,205</b>	<b>2,205</b>	<b>162,205</b>	<b>1.36%</b>
<b>Transfers (to) / From Reserves</b>						
Uncompleted Works	0	160,000	0	0	160,000	0.00%
Unexpended Grants	0	0	0	0	0	
<b>Transfers (to) / From Reserves</b>	<b>0</b>	<b>160,000</b>	<b>0</b>	<b>0</b>	<b>160,000</b>	<b>0.00%</b>
<b>Summary : Public Conveniences</b>						
Total Operating Revenue	0	0	0	0	0	
Total Operating Expenditure	271,210	271,886	131,599	0	271,886	48.40%
<b>Net Surplus/ (Deficit) from Operating</b>	<b>(271,210)</b>	<b>(271,886)</b>	<b>(131,599)</b>	<b>0</b>	<b>(271,886)</b>	<b>48.40%</b>
Capital Revenue	0	0	0	0	0	
Capital Expenditure	0	160,000	2,205	2,205	162,205	1.36%
<b>Net Surplus/ (Deficit) from Capital</b>	<b>0</b>	<b>(160,000)</b>	<b>(2,205)</b>	<b>(2,205)</b>	<b>(162,205)</b>	<b>1.36%</b>
Add Back: Depreciation Contra	35,744	35,744	0	0	35,744	0.00%
Loan Funds Raised	0	0	0	0	0	
Proceeds on Sale of Assets	0	0	0	0	0	
Loan Repayments	0	0	0	0	0	
Net Transfer (to) / from Reserves	0	160,000	0	0	160,000	0.00%
<b>Net Result : Public Conveniences</b>	<b>(235,466)</b>	<b>(236,142)</b>	<b>(133,804)</b>	<b>(2,205)</b>	<b>(238,347)</b>	<b>56.14%</b>

Function: Housing & Community Amenities	Original Budget 2023/24	Revised Budget as at 30 Sep 2023	Actual as at 31 Dec 2023	Budget Adjustment Required	Revised Budget as at 31 Dec 2023	% Budget Used
<b>Council Owned Housing</b>						
<b>Operating Revenue</b>						
<b>Rent</b>						
46 Young Street, Holbrook	10,608	10,608	7,000	0	10,608	65.99%
45 Lyne Street, Henty	7,800	7,800	9,835	15,000	22,800	43.14%
65 Peel Street, Holbrook	0	0	3,000	3,000	3,000	100.00%
<b>Total Operating Revenue</b>	18,408	18,408	19,835	18,000	36,408	54.48%
<b>Expenditure</b>						
<b>Maintenance</b>						
46 Young Street, Holbrook	4,998	4,998	4,453	1,000	5,998	74.24%
45 Lyne Street, Henty	4,386	4,386	835	(204)	4,182	19.96%
10 Vine Street, Holbrook	3,000	3,000	2,383	0	3,000	79.43%
<b>Total Maintenance</b>	12,384	12,384	7,670	796	13,180	58.20%
<b>Operating Expenses</b>						
46 Young Street, Holbrook	4,721	4,804	2,435	0	4,804	50.70%
45 Lyne Street, Henty	3,727	3,969	4,390	0	3,969	110.60%
10 Vine Street, Holbrook	4,161	4,207	5,798	0	4,207	137.82%
<b>Total Operating Expenses</b>	12,609	12,980	12,623	0	12,980	97.25%
<b>Depreciation</b>	11,511	11,511	0	0	11,511	0.00%
<b>Total Operating Expenditure</b>	36,504	36,875	20,293	796	37,671	53.87%
<b>Capital Expenditure</b>	0	0	16,952	16,952	16,952	100.00%
<b>Transfers (to) / From Reserves</b>						
Uncompleted Works	0	0	0	0	0	
Unexpended Grants	0	0	0	0	0	
Staff Housing Reserve Culcairn	0	0	0	0	0	
Staff Housing Reserve Holbrook	6,585	6,956	17,410	(252)	6,704	259.71%
<b>Transfers (to) / From Reserves</b>	6,585	6,956	17,410	(252)	6,704	259.71%
<b>Summary : Council Owned Housing</b>						
Total Operating Revenue	18,408	18,408	19,835	18,000	36,408	54.48%
Total Operating Expenditure	36,504	36,875	20,293	796	37,671	53.87%
<b>Net Surplus/ (Deficit) from Operating</b>	(18,096)	(18,467)	(458)	17,204	(1,263)	36.28%
Capital Revenue	0	0	0	0	0	
Capital Expenditure	0	0	16,952	16,952	16,952	100.00%
<b>Net Surplus/ (Deficit) from Capital</b>	0	0	(16,952)	(16,952)	(16,952)	100.00%
Add Back: Depreciation Contra	11,511	11,511	0	0	11,511	0.00%
Loan Funds Raised	0	0	0	0	0	
Proceeds on Sale of Assets	0	0	0	0	0	
Loan Repayments	0	0	0	0	0	
Net Transfer (to) / from Reserves	6,585	6,956	17,410	(252)	6,704	259.71%
<b>Net Result : Council Owned Housing</b>	0	0	0	(0)	0	

Function: Housing & Community Amenities	Original Budget 2023/24	Revised Budget as at 30 Sep 2023	Actual as at 31 Dec 2023	Budget Adjustment Required	Revised Budget as at 31 Dec 2023	% Budget Used
<b>Other Community Amenities</b>						
<b>Operating Revenue</b>						
Wirraminna	0	0	0	0	0	
Rent - Children Services Buildings	66,250	66,250	66,250	0	66,250	100.00%
<b>Total Operating Revenue</b>	66,250	66,250	66,250	0	66,250	100.00%
<b>Capital Revenue</b>						
Wirraminna	0	0	0	22,581	22,581	0.00%
Other	0	0	0	0	0	
<b>Total Capital Revenue</b>	0	0	0	22,581	22,581	
<b>Operating Expenses</b>						
Wirraminna (Including Depreciation)	16,455	17,622	12,359	0	17,622	70.13%
Other	0	0	0	0	0	
<b>Total Operating Expenditure</b>	16,455	17,622	12,359	0	17,622	70.13%
<b>Capital Expenditure</b>	0	0	0	22,581	22,581	0.00%
<b>Loan Funds Raised</b>	0	0	0	0	0	
<b>Loan Principal Repayments</b>	0	0	0	0	0	
<b>Transfers (to) / From Reserves</b>						
Wirraminna	0	0	0	0	0	
Other	0	0	0	0	0	
<b>Transfers (to) / From Reserves</b>	0	0	0	0	0	
<b>Summary : Other Community Amenities</b>						
Total Operating Revenue	66,250	66,250	66,250	0	66,250	100.00%
Total Operating Expenditure	16,455	17,622	12,359	0	17,622	70.13%
<b>Net Surplus/ (Deficit) from Operating</b>	49,795	48,628	53,891	0	48,628	110.82%
Capital Revenue	0	0	0	22,581	22,581	
Capital Expenditure	0	0	0	22,581	22,581	0.00%
<b>Net Surplus/ (Deficit) from Capital</b>	0	0	0	0	0	0.00%
Add Back: Depreciation Contra	(4,869)	(4,869)	0	0	(4,869)	0.00%
Loan Funds Raised	0	0	0	0	0	
Proceeds on Sale of Assets	0	0	0	0	0	
Loan Repayments	0	0	0	0	0	
Net Transfer (to) / from Reserves	0	0	0	0	0	
<b>Net Result : Other Community Amenities</b>	54,664	53,497	53,891	0	53,497	174.31%
<b>Summary : Housing &amp; Community Amenities</b>						
Total Operating Revenue	428,490	461,152	414,286	185,736	646,889	64.04%
Total Operating Expenditure	1,231,458	1,301,935	540,323	18,487	1,320,422	41.12%
<b>Net Surplus/ (Deficit) from Operating</b>	(802,968)	(840,783)	(126,037)	167,250	(673,533)	18.89%
Capital Revenue	200,000	200,000	95,954	22,581	222,581	47.98%
Capital Expenditure	10,000	222,662	24,541	41,738	264,400	9.28%
<b>Net Surplus/ (Deficit) from Capital</b>	190,000	(22,662)	71,413	(19,157)	(41,819)	-110.89%
Add Back: Depreciation Contra	48,667	48,667	0	0	48,667	0.00%
Loan Funds Raised	0	0	0	0	0	
Proceeds on Sale of Assets	0	0	0	0	0	
Loan Repayments	0	0	0	0	0	
Net Transfer (to) / from Reserves	(193,415)	55,192	17,410	(150,252)	(95,060)	31.69%
<b>Net Result : Housing &amp; Community Amenities</b>	(747,978)	(749,848)	(37,214)	(2,159)	(752,007)	5.96%

Function: Water Supplies		Original Budget 2023/24	Revised Budget as at 30 Sep 2023	Actual as at 31 Dec 2023	Budget Adjustment Required	Revised Budget as at 31 Dec 2023	% Budget Used
<b>Water Supplies</b>							
<b>Operating Revenue</b>							
Rates & Annual Charges		792,545	792,545	194,512	0	792,545	24.54%
Pensioner Concessions		(29,756)	(29,756)	(8,019)	0	(29,756)	26.95%
Statutory Fees & Charges		0	0	0	0	0	
User Fees & Charges		1,400,789	1,400,789	225,036	0	1,400,789	16.06%
Pensioner Rates Subsidy		16,366	16,366	(12,100)	0	16,366	-73.93%
Interest & Investment Income		128,782	128,782	0	0	128,782	0.00%
Operating Grants & Subsidies		0	0	0	0	0	
Other Revenue		0	0	0	0	0	
<b>Total Operating Revenue</b>		<b>2,308,726</b>	<b>2,308,726</b>	<b>399,429</b>	<b>0</b>	<b>2,308,726</b>	<b>17.30%</b>
<b>Capital Revenue</b>							
Capital Grants		0	0	0	0	0	
Capital Contributions		0	13,560	13,560	0	13,560	100.00%
<b>Total Capital Revenue</b>		<b>0</b>	<b>13,560</b>	<b>13,560</b>	<b>0</b>	<b>13,560</b>	<b>100.00%</b>
<b>Operating Expenditure</b>							
<b>Villages Water Scheme</b>							
Water Purchases - Albury City		772,546	772,546	115,691	0	772,546	14.98%
Treatment Works	Maintenance	1,090	1,090	6,139	6,000	7,090	86.58%
Treatment Works	Operating Expenses	3,313	3,313	3,123	2,000	5,313	58.77%
Mains	Maintenance	81,852	81,852	38,155	0	81,852	46.61%
Mains	Operating Expenses	59,740	59,740	37,927	0	59,740	63.49%
Pumping Stations	Maintenance	3,120	3,120	1,346	0	3,120	43.13%
Pumping Stations	Operating Expenses	78,988	78,988	8,376	(17,000)	61,988	13.51%
Reservoirs	Maintenance	3,250	3,250	7,023	6,000	9,250	75.93%
Reservoirs	Operating Expenses	46,947	46,947	15,032	0	46,947	32.02%
Standpipes	Maintenance	3,210	3,210	2,468	0	3,210	76.88%
Standpipes	Operating Expenses	3,860	3,860	5,473	3,000	6,860	79.78%
<b>Villages Water Total</b>		<b>1,057,916</b>	<b>1,057,916</b>	<b>240,752</b>	<b>0</b>	<b>1,057,916</b>	<b>22.76%</b>
<b>Culcairn Water Scheme</b>							
Treatment Works	Maintenance	5,410	5,410	7,713	6,000	11,410	67.60%
Treatment Works	Operating Expenses	42,210	42,210	27,589	0	42,210	65.36%
Mains	Maintenance	23,820	23,820	13,607	0	23,820	57.13%
Mains	Operating Expenses	35,440	35,440	13,368	0	35,440	37.72%
Pumping Stations	Maintenance	10,820	10,820	0	(3,000)	7,820	0.00%
Pumping Stations	Operating Expenses	26,130	26,130	6,603	(3,000)	23,130	28.55%
Reservoirs	Maintenance	2,160	2,160	193	0	2,160	8.95%
Reservoirs	Operating Expenses	20,290	20,290	420	0	20,290	2.07%
Standpipes	Maintenance	770	770	99	0	770	12.90%
Standpipes	Operating Expenses	1,260	1,260	134	0	1,260	10.66%
<b>Culcairn Water Total</b>		<b>168,310</b>	<b>168,310</b>	<b>69,727</b>	<b>0</b>	<b>168,310</b>	<b>41.43%</b>
<b>Other Expenses</b>							
Depreciation		491,000	491,000	0	0	491,000	0.00%
Administration		381,466	383,901	304,389	0	383,901	79.29%
Professional Services		0	0	0	0	0	
<b>Other Expenses Total</b>		<b>872,466</b>	<b>874,901</b>	<b>304,389</b>	<b>0</b>	<b>874,901</b>	<b>34.79%</b>
<b>Total Operating Expenditure</b>		<b>2,098,692</b>	<b>2,101,127</b>	<b>614,869</b>	<b>0</b>	<b>2,101,127</b>	<b>29.26%</b>

Function: Water Supplies	Original Budget 2023/24	Revised Budget as at 30 Sep 2023	Actual as at 31 Dec 2023	Budget Adjustment Required	Revised Budget as at 31 Dec 2023	% Budget Used
<b>Capital Expenditure</b>	517,000	525,842	81,442	26,600	552,442	14.74%
Proceeds on Sale of Assets	0	0	0		0	
<b>Transfers (to) / From Reserves</b>						
S64 Contributions	0	(13,560)	(13,560)	0	(13,560)	52.36%
Water Fund Reserve	(184,034)	(172,757)	296,882	26,600	(146,157)	-198.71%
<b>Transfers (to) / From Reserves</b>	(184,034)	(186,317)	283,322	26,600	(159,717)	-177.39%
<b>Summary : Water Supplies</b>						
Total Operating Revenue	2,308,726	2,308,726.00	399,429	0	2,308,726	17.30%
Total Operating Expenditure	2,098,692	2,101,127.00	614,869	0	2,101,127	29.26%
<b>Net Surplus/ (Deficit) from Operating</b>	210,034	207,599.00	(215,440)	0	207,599	-103.78%
Capital Revenue	0	13,560.00	13,560	0	13,560	100.00%
Capital Expenditure	517,000	525,842.00	81,442	26,600	552,442	14.74%
<b>Net Surplus/ (Deficit) from Capital</b>	(517,000)	(512,282.00)	(67,882)	(26,600)	(538,882)	12.60%
Depreciation Contra	491,000	491,000.00	0	0	491,000	0.00%
Loan Funds Raised	0	0.00	0	0	0	
Proceeds on Sale of Assets	0	0.00	0	0	0	
Loan Repayments	0	0.00	0	0	0	
Net Transfer (to) / from Reserves	(184,034)	(186,317.00)	283,322	26,600	(159,717)	-177.39%
<b>Net Result : Water Supplies</b>	0	0.00	0	0	0	

Function: Sewerage Services		Original Budget 2023/24	Revised Budget as at 30 Sep 2023	Actual as at 31 Dec 2023	Budget Adjustment Required	ANNEXURE 5	
						Revised Budget as at 31 Dec 2023	% Budget Used
<b>Sewerage Services</b>							
<b>Operating Revenue</b>							
Rates & Annual Charges		1,515,123	1,515,123.00	1,063,534	0	1,515,123	70.19%
Pensioner Concessions		(40,163)	(40,163.00)	(5,470)	0	(40,163)	13.62%
Statutory Fees & Charges		0	0.00	0	0	0	
User Fees & Charges		252,617	252,617.00	94,408	0	252,617	37.37%
Pensioner Rates Subsidy		22,090	22,090.00	(16,416)	0	22,090	-74.32%
Interest & Investment Income		55,845	55,845.00	0	0	55,845	0.00%
Operating Grants and Subsidies		0	0.00	0	0	0	
Other Revenue		0	0.00	1,343	0	0	
<b>Total Operating Revenue</b>		<b>1,805,512</b>	<b>1,805,512.00</b>	<b>1,137,399</b>	<b>0</b>	<b>1,805,512</b>	<b>63.00%</b>
<b>Capital Revenue</b>							
Capital Grants		0	0.00	0	0	0	
Capital Contributions		0	22,622.00	22,622	0	22,622	100.00%
<b>Total Capital Revenue</b>		<b>0</b>	<b>22,622.00</b>	<b>22,622</b>	<b>0</b>	<b>22,622</b>	<b>100.00%</b>
<b>Operating Expenditure</b>							
<b>Burrumbuttock Sewer</b>							
Mains	Maintenance	1,220	1,220.00	0	0	1,220	0.00%
Mains	Operations Expenses	8,110	8,110.00	1,910	0	8,110	23.56%
Pumping Stations	Maintenance	450	450.00	0	0	450	0.00%
Pumping Stations	Operations Expenses	0	0.00	0	0	0	
Reuse Water	Operations Expenses	1,130	1,130.00	0	0	1,130	0.00%
Treatment Sewer	Maintenance	1,010	1,010.00	587	0	1,010	58.12%
Treatment Sewer	Operations Expenses	0	0.00	0	0	0	
<b>Total Operating Expenses - Burrumbuttock Sewer</b>		<b>11,920</b>	<b>11,920.00</b>	<b>2,497</b>	<b>0</b>	<b>11,920</b>	<b>20.95%</b>
<b>Culcairn Sewer</b>							
Mains	Maintenance	8,540	8,540.00	1,924	0	8,540	22.52%
Mains	Operations Expenses	5,630	5,630.00	1,515	0	5,630	26.92%
Pumping Stations	Maintenance	10,420	10,420.00	3,496	0	10,420	33.55%
Pumping Stations	Operations Expenses	28,690	28,690.00	13,275	0	28,690	46.27%
Reuse Water	Maintenance	5,120	5,120.00	0	0	5,120	0.00%
Reuse Water	Operations Expenses	24,610	24,610.00	7,504	0	24,610	30.49%
Treatment Sewer	Maintenance	9,080	9,080.00	5,269	0	9,080	58.03%
Treatment Sewer	Operations Expenses	71,220	71,220.00	36,021	0	71,220	50.58%
<b>Total Operating Expenses - Culcairn Sewer</b>		<b>163,310</b>	<b>163,310.00</b>	<b>69,004</b>	<b>0</b>	<b>163,310</b>	<b>42.25%</b>
<b>Henty Sewer</b>							
Mains	Maintenance	11,250	11,250.00	2,962	0	11,250	26.32%
Mains	Operations Expenses	5,630	5,630.00	90	0	5,630	1.59%
Pumping Stations	Maintenance	3,870	3,870.00	6,203	0	3,870	160.29%
Pumping Stations	Operations Expenses	1,480	1,480.00	1,359	0	1,480	91.85%
Reuse Water	Maintenance	5,120	5,120.00	337	0	5,120	6.58%
Reuse Water	Operations Expenses	17,120	17,120.00	6,064	0	17,120	35.42%
Treatment Sewer	Maintenance	9,080	9,080.00	5,016	0	9,080	55.24%
Treatment Sewer	Operations Expenses	70,480	70,480.00	31,291	0	70,480	44.40%
<b>Total Operating Expenses - Henty Sewer</b>		<b>124,030</b>	<b>124,030.00</b>	<b>53,321</b>	<b>0</b>	<b>124,030</b>	<b>42.99%</b>
<b>Holbrook Sewer</b>							
Mains	Maintenance	11,000	11,000.00	3,487	0	11,000	31.70%
Mains	Operations Expenses	18,010	18,010.00	2,095	0	18,010	11.63%
Pumping Stations	Maintenance	4,770	4,770.00	1,318	0	4,770	27.64%
Pumping Stations	Operations Expenses	36,090	36,090.00	13,236	0	36,090	36.68%
Reuse Water	Maintenance	0	0.00	0	0	0	
Reuse Water	Operations Expenses	0	0.00	194	0	0	
Treatment Sewer	Maintenance	13,090	13,090.00	8,672	0	13,090	66.25%
Treatment Sewer	Operations Expenses	170,370	170,370.00	78,811	0	170,370	46.26%
<b>Total Operating Expenses - Holbrook Sewer</b>		<b>253,330</b>	<b>253,330.00</b>	<b>107,814</b>	<b>0</b>	<b>253,330</b>	<b>42.56%</b>

Function: Sewerage Services		Original Budget 2023/24	Revised Budget as at 30 Sep 2023	Actual as at 31 Dec 2023	Budget Adjustment Required	ANNEXURE 5	
						Revised Budget as at 31 Dec 2023	% Budget Used
<b>Jindera Sewer</b>							
Mains	Maintenance	8,320	8,320.00	659	0	8,320	7.92%
Mains	Operations Expenses	18,240	18,240.00	134	0	18,240	0.74%
Pumping Stations	Maintenance	10,440	10,440.00	14,908	0	10,440	142.79%
Pumping Stations	Operations Expenses	56,570	56,570.00	23,808	0	56,570	42.09%
Reuse Water	Maintenance	0	0.00	0	0	0	
Reuse Water	Operations Expenses	0	0.00	0	0	0	
Treatment Works	Maintenance	3,240	3,240.00	803	0	3,240	24.77%
Treatment Works	Operations Expenses	19,480	19,480.00	11,864	0	19,480	60.90%
<b>Total Operating Expenses - Jindera Sewer</b>		<b>116,290</b>	<b>116,290.00</b>	<b>52,176</b>	<b>0</b>	<b>116,290</b>	<b>44.87%</b>
<b>Walla Walla Sewer</b>							
Mains	Maintenance	5,680	5,680.00	699	0	5,680	12.30%
Mains	Operations Expenses	3,390	3,390.00	0	0	3,390	0.00%
Pumping Stations	Maintenance	4,550	4,550.00	7,226	0	4,550	158.82%
Pumping Stations	Operations Expenses	16,720	16,720.00	9,158	0	16,720	54.77%
Reuse Water	Maintenance	0	0.00	0	0	0	
Reuse Water	Operations Expenses	1,460	1,460.00	0	0	1,460	0.00%
Treatment Works	Maintenance	5,410	5,410.00	9,467	0	5,410	174.99%
Treatment Works	Operations Expenses	40,940	40,940.00	25,509	0	40,940	62.31%
<b>Total Operating Expenses - Walla Walla Sewer</b>		<b>78,150</b>	<b>78,150.00</b>	<b>52,058</b>	<b>0</b>	<b>78,150</b>	<b>66.61%</b>
<b>Other Expenses</b>							
	Depreciation	748,000	748,000.00	0	0	748,000	0.00%
	Administration	545,015	545,144.40	455,165	0	545,144	83.49%
	Professional Services	0	0.00	0	0	0	
<b>Other Expenses Total</b>		<b>1,293,015</b>	<b>1,293,144.40</b>	<b>455,165</b>	<b>0</b>	<b>1,293,144</b>	<b>35.20%</b>
<b>Total Operating Expenditure</b>		<b>2,040,045</b>	<b>2,040,174.40</b>	<b>792,035</b>	<b>0</b>	<b>2,040,174</b>	<b>38.82%</b>
<b>Capital Expenditure</b>		<b>741,000</b>	<b>744,294.00</b>	<b>91,649</b>	<b>56,921</b>	<b>801,215</b>	<b>11.44%</b>
Proceeds on Sale of Assets		0	0.00	0	0	0	
Loan Principal Repayments		0	0.00	0	0	0	
<b>Transfers (to) / From Reserves</b>							
S64 Contributions		0	(22,622.00)	0	0	(22,622)	100.00%
Sewerage Services Reserve		227,533	230,956.40	(276,337)	56,921	287,877	-88.13%
<b>Transfers (to) / From Reserves</b>		<b>227,533</b>	<b>208,334.40</b>	<b>(276,337)</b>	<b>56,921</b>	<b>265,255</b>	<b>-104.18%</b>
<b>Summary : Sewerage Services</b>							
Total Operating Revenue		1,805,512	1,805,512.00	1,137,399	0	1,805,512	63.00%
Total Operating Expenditure		2,040,045	2,040,174.40	792,035	0	2,040,174	38.82%
<b>Net Surplus/ (Deficit) from Operating</b>		<b>(234,533)</b>	<b>(234,662.40)</b>	<b>345,364</b>	<b>0</b>	<b>(234,662)</b>	<b>-147.17%</b>
Capital Revenue		0	22,622.00	22,622	0	22,622	100.00%
Capital Expenditure		741,000	744,294.00	91,649	56,921	801,215	11.44%
<b>Net Surplus/ (Deficit) from Capital</b>		<b>(741,000)</b>	<b>(721,672.00)</b>	<b>(69,027)</b>	<b>(56,921)</b>	<b>(778,593)</b>	<b>8.87%</b>
Depreciation Contra		748,000	748,000.00	0	0	748,000	0.00%
Loan Funds Raised		0	0.00	0	0	0	
Proceeds on Sale of Assets		0	0.00	0	0	0	
Loan Repayments		0	0	0	0	0	
Net Transfer (to) / from Reserves		227,533	208,334	(276,337)	56,921	265,255	-104.18%
<b>Net Result : Sewerage Services</b>		<b>0</b>	<b>0</b>	<b>0</b>	<b>0</b>	<b>0</b>	

Function: Recreation & Culture	Original Budget 2023/24	Revised Budget as at 30 Sep 2023	Actual as at 31 Dec 2023	Budget Adjustment Required	Revised Budget as at 31 Dec 2023	% Budget Used
<b>Halls &amp; Community Centres</b>						
<b>Operating Revenue</b>						
User Fees & Charges	3,350	3,350	2,599	575	3,925	66.21%
<b>Total Operating Revenue</b>	<b>3,350</b>	<b>3,350</b>	<b>2,599</b>	<b>575</b>	<b>3,925</b>	<b>66.21%</b>
<b>Capital Revenue</b>						
Capital Grants	130,000	130,000	0	0	130,000	0.00%
Capital Contributions	0	0	0	0	0	
<b>Total Capital Revenue</b>	<b>130,000</b>	<b>130,000</b>	<b>0</b>	<b>0</b>	<b>130,000</b>	<b>0.00%</b>
<b>Operating Expenditure</b>						
<b>Hall Maintenance</b>						
Brocklesby Public Hall	2,050	2,050	390	0	2,050	19.01%
Brocklesby PO Public Hall	0	0	228	575	575	39.59%
Bungowannah Public Hall	0	0	0	0	0	
Burrumbuttock Public Hall	5,100	5,100	1,508	0	5,100	29.57%
Carabost Public Hall	2,550	2,550	126	0	2,550	4.95%
Cookardinia Public Hall	4,080	4,080	189	0	4,080	4.63%
Culcairn Public Hall	5,100	5,100	452	0	5,100	8.86%
Gerogery Public Hall	5,100	5,100	2,511	0	5,100	49.24%
Holbrook Public Hall	5,100	5,100	657	0	5,100	12.88%
Jindera Public Hall	1,020	1,020	38	0	1,020	3.72%
Lankeys Creek Public Hall	3,000	3,000	258	0	3,000	8.58%
Little Billabong Public Hall	1,020	1,020	1,532	0	1,020	150.21%
Mullengandra Public Hall	2,040	2,040	73	0	2,040	3.55%
Walbundrie Public Hall	2,040	2,040	292	0	2,040	14.33%
Walla Walla Public Hall	2,330	2,330	1,344	0	2,330	57.66%
Woomargama Public Hall	2,060	2,060	38	0	2,060	1.84%
Wymah Public Hall	1,030	1,030	166	0	1,030	16.11%
<b>Total Hall Maintenance</b>	<b>43,620</b>	<b>43,620</b>	<b>9,801</b>	<b>575</b>	<b>44,195</b>	<b>22.18%</b>
<b>Hall Other Operating Expenditure by Location</b>						
Brocklesby Public Hall	5,809	6,121	5,816	0	6,121	95.01%
Brocklesby PO Public Hall	3,282	3,641	3,641	0	3,641	100.01%
Bungowannah Public Hall	259	259	259	0	259	100.04%
Burrumbuttock Public Hall	4,685	4,896	5,268	0	4,896	107.59%
Carabost Public Hall	1,323	1,432	1,240	0	1,432	86.58%
Cookardinia Public Hall	3,927	4,134	4,154	0	4,134	100.49%
Culcairn Public Hall	15,910	17,181	12,102	0	17,181	70.44%
Gerogery Public Hall	5,226	5,569	5,279	0	5,569	94.79%
Henty Public Hall	6,430	6,430	6,490	0	6,430	100.93%
Holbrook Public Hall	13,905	14,785	12,151	0	14,785	82.18%
Jindera Public Hall	6,358	6,308	6,468	0	6,308	102.54%
Lankeys Creek Public Hall	2,622	2,741	2,761	0	2,741	100.73%
Little Billabong Public Hall	2,947	3,099	3,119	0	3,099	100.65%
Mullengandra Public Hall	2,944	6,180	2,430	0	6,180	39.33%
Walbundrie Public Hall	5,182	5,403	4,127	0	5,403	76.38%
Walla Walla Public Hall	7,861	8,537	8,258	0	8,537	96.73%
Woomargama Public Hall	4,120	4,228	3,684	0	4,228	87.13%
Wymah Public Hall	966	1,073	1,073	0	1,073	99.97%
<b>Total Hall Other Operating Expenditure by Location</b>	<b>93,756</b>	<b>102,017</b>	<b>88,320</b>	<b>0</b>	<b>102,017</b>	<b>86.57%</b>
<b>Depreciation</b>	225,251	225,251	0	0	225,251	0.00%
<b>Interest on Loans</b>	0	0	0	0	0	
<b>Total Hall Expenditure</b>	<b>362,627</b>	<b>370,888</b>	<b>98,121</b>	<b>575</b>	<b>371,463</b>	<b>26.41%</b>



Function: Recreation & Culture	Original Budget 2023/24	Revised Budget as at 30 Sep 2023	Actual as at 31 Dec 2023	Budget Adjustment Required	Revised Budget as at 31 Dec 2023	% Budget Used
<b>Capital Expenditure</b>	170,000	186,606	42,185	2,084	188,690	22.36%
<b>Transfers (to) / From Reserves</b>						
Uncompleted Works	0	3,000	0	0	3,000	0.00%
Unexpended Grants	0	0	0	0	0	
S94 Reserves	0	0	0	0	0	
Reserve	0	16,606	0	0	16,606	
<b>Transfers (to) / From Reserves</b>	<b>0</b>	<b>19,606</b>		<b>0</b>	<b>19,606</b>	<b>0.00%</b>
<b>Summary : Halls &amp; Community Centres</b>						
Total Operating Revenue	3,350	3,350	2,599	575	3,925	66.21%
Total Operating Expenditure	362,627	370,888	98,121	575	371,463	26.41%
<b>Net Surplus/ (Deficit) from Operating</b>	<b>(359,277)</b>	<b>(367,538)</b>	<b>(95,522)</b>	<b>0</b>	<b>(367,538)</b>	<b>25.99%</b>
Capital Revenue	130,000	130,000	0	0	130,000	0.00%
Capital Expenditure	170,000	186,606	42,185	2,084	188,690	22.36%
<b>Net Surplus/ (Deficit) from Capital</b>	<b>(40,000)</b>	<b>(56,606)</b>	<b>(42,185)</b>	<b>(2,084)</b>	<b>(58,690)</b>	<b>71.88%</b>
Add Back: Depreciation Contra	225,251	225,251	0	0	225,251	0.00%
Loan Funds Raised	0	0	0	0	0	
Proceeds on Sale of Assets	0	0	0	0	0	
Loan Repayments	0	0	0	0	0	
Net Transfer (to) / from Reserves	0	19,606	0	0	19,606	0.00%
<b>Net Result : Halls &amp; Community Centres</b>	<b>(174,026)</b>	<b>(179,287)</b>	<b>(137,707)</b>	<b>(2,084)</b>	<b>(181,371)</b>	<b>69.56%</b>

Function: Recreation & Culture	Original Budget 2023/24	Revised Budget as at 30 Sep 2023	Actual as at 31 Dec 2023	Budget Adjustment Required	Revised Budget as at 31 Dec 2023	% Budget Used
<b>Public Libraries</b>						
<b>Operating Revenue</b>						
User Charges & Fees	34,048	34,048	27,430	2,593	36,641	74.86%
Grants & Subsidies Recurrent	91,134	104,664	132,241	28,667	133,331	99.18%
Other Revenue	0	0	0	0	0	
<b>Total Operating Revenue</b>	<b>125,182</b>	<b>138,712</b>	<b>159,671</b>	<b>31,260</b>	<b>169,972</b>	<b>93.94%</b>
<b>Capital Revenue</b>						
Capital Grants	0	162,587	162,587	0	162,587	100.00%
Capital Contributions	0	0	0	0	0	
<b>Total Capital Revenue</b>	<b>0</b>	<b>162,587</b>	<b>162,587</b>	<b>0</b>	<b>162,587</b>	<b>100.00%</b>
<b>Expenditure</b>						
<b>Library Maintenance</b>	9,000	9,000	4,704	0	9,000	52.27%
<b>Library Operating Expenditure</b>						
Administration - Salaries & Wages	282,090	282,090	121,412	0	282,090	43.04%
Administration - Other Expenses	12,625	12,625	(1,038)	0	12,625	-8.22%
Cleaning	27,496	27,496	14,010	0	27,496	50.95%
Insurance	11,104	12,687	12,686	0	12,687	99.99%
Overhead Distribution	37,614	37,614	37,614	0	37,614	100.00%
Programs & Events	6,120	6,120	5,798	0	6,120	94.73%
Security	1,056	1,056	811	0	1,056	76.80%
Subscriptions	2,619	2,619	1,110	0	2,619	42.38%
Training	3,212	3,212	1,552	0	3,212	48.33%
Utilities	27,378	25,018	8,736	4,773	29,791	29.32%
<b>Total Library Operating Expenditure</b>	<b>411,314</b>	<b>410,537</b>	<b>202,742</b>	<b>4,773</b>	<b>415,310</b>	<b>48.82%</b>
<b>Library Donations &amp; Contributions Expenditure</b>	0	0	0	0	0	
<b>Contribution to Riverina Regional Library</b>	330,689	330,689	165,345	0	330,689	50.00%
<b>Library Programs &amp; Events</b>						
Local Priority Grant Funding Expenditure	17,656	18,656	2,491	335	18,991	13.12%
Seniors Week	6,120	11,876	1,364	9,000	20,876	6.53%
<b>Total Library Programs &amp; Events</b>	<b>23,776</b>	<b>44,062</b>	<b>7,871</b>	<b>26,487</b>	<b>70,549</b>	<b>11.16%</b>
<b>Depreciation</b>	46,310	46,310	0	0	46,310	0.00%
<b>Total Library Expenditure</b>	<b>821,089</b>	<b>840,598</b>	<b>380,662</b>	<b>31,260</b>	<b>871,858</b>	<b>43.66%</b>

Function: Recreation & Culture	Original Budget 2023/24	Revised Budget as at 30 Sep 2023	Actual as at 31 Dec 2023	Budget Adjustment Required	Revised Budget as at 31 Dec 2023	% Budget Used
<b>Capital Expenditure</b>	0	162,587	54,567	10,084	172,671	31.60%
<b>Transfers (to) / From Reserves</b>						
Uncompleted Works	0	5,756	0	0	5,756	0.00%
Unexpended Grants	0	1,000	0	0	1,000	0.00%
Library Capital Grant	0	0	0	0	0	0.00%
Local Priority Grants	0	0	0	0	0	0.00%
<b>Transfers (to) / From Reserves</b>	0	6,756	0	0	6,756	0.00%
<b>Summary : Public Libraries</b>						
Total Operating Revenue	125,182	138,712	159,671	31,260	169,972	93.94%
Total Operating Expenditure	821,089	840,598	380,662	31,260	871,858	43.66%
<b>Net Surplus/ (Deficit) from Operating</b>	<b>(695,907)</b>	<b>(701,886)</b>	<b>(220,991)</b>	0	<b>(701,886)</b>	31.49%
Capital Revenue	0	162,587	162,587	0	162,587	100.00%
Capital Expenditure	0	162,587	54,567	10,084	172,671	31.60%
<b>Net Surplus/ (Deficit) from Capital</b>	0	0	108,020	<b>(10,084)</b>	<b>(10,084)</b>	-1071.20%
Add Back: Depreciation Contra	46,310	46,310	0	0	46,310	0.00%
Loan Funds Raised	0	0	0	0	0	
Proceeds on Sale of Assets	0	0	0	0	0	
Loan Repayments	0	0	0	0	0	
Net Transfer (to) / from Reserves	0	6,756	0	0	6,756	0.00%
<b>Net Result : Public Libraries</b>	<b>(649,597)</b>	<b>(648,820)</b>	<b>(112,970)</b>	<b>(10,084)</b>	<b>(658,904)</b>	12.93%

Function: Recreation & Culture	Original Budget 2023/24	Revised Budget as at 30 Sep 2023	Actual as at 31 Dec 2023	Budget Adjustment Required	Revised Budget as at 31 Dec 2023	% Budget Used
<b>Museums</b>						
<b>Operating Revenue</b>						
Grants & Subsidies Recurrent	0	7,088	7,088	0	7,088	100.00%
<b>Total Operating Revenue</b>	0	7,088	7,088	0	7,088	100.00%
<b>Capital Revenue</b>						
Capital Grants	0	0	0	0	0	
Capital Contributions	0	0	0	0	0	
<b>Total Capital Revenue</b>	0	0	0	0	0	
<b>Operating Expenditure</b>						
<b>Maintenance</b>						
Woolpack Inn Museum	1,616	1,616	0	0	1,616	0.00%
Culcairn Station House	1,616	1,616	254	0	1,616	15.75%
Headlie Taylor Museum	1,553	1,553	0	0	1,553	0.00%
<b>Total Museum Maintenance</b>	4,785	4,785	254	0	4,785	5.32%
<b>Operating Expenses</b>						
Woolpack Inn Museum	2,497	2,590	2,080	0	2,590	80.32%
Culcairn Station House	8,432	11,186	8,875	0	11,186	79.34%
Headlie Taylor Museum	899	999	999	0	999	99.99%
Jindera Pioneer Museum	8,685	7,116	5,603	0	7,116	78.73%
Jindera Craft Shop	2,469	2,205	1,486	0	2,205	67.38%
<b>Total Museum Operating Expenses</b>	22,982	24,096	19,042	0	24,096	79.03%
<b>Total Museum Expenses</b>	27,767	28,881	19,296	0	28,881	66.81%
<b>Programs and Events</b>						
<b>Depreciation</b>	10,646	10,646	0	0	10,646	0.00%
<b>Total Operating Expenditure</b>	38,413	46,615	19,296	0	35,969	53.65%
<b>Capital Expenditure</b>	0	0	0	0	0	
<b>Transfers (to) / From Reserves</b>						
Uncompleted Works	0	0	0	0	0	
Unexpended Grants	0	0	0	0	0	
Reserves	0	0	0	0	0	
<b>Transfers (to) / From Reserves</b>	0	0	0	0	0	
<b>Summary : Museums</b>						
Total Operating Revenue	0	7,088	7,088	0	7,088	100.00%
Total Operating Expenditure	38,413	46,615	19,296	0	35,969	53.65%
<b>Net Surplus/ (Deficit) from Operating</b>	(38,413)	(39,527)	(12,208)	0	(28,881)	42.27%
Capital Revenue	0	0	0	0	0	
Capital Expenditure	0	0	0	0	0	
<b>Net Surplus/ (Deficit) from Capital</b>	0	0	0	0	0	
Add Back: Depreciation Contra	(10,646)	(10,646)	0	0	0	
Loan Funds Raised	0	0	0	0	0	
Proceeds on Sale of Assets	0	0	0	0	0	
Loan Repayments	0	0	0	0	0	
Net Transfer (to) / from Reserves	0	0	0	0	0	
<b>Net Result : Museums</b>	(27,767)	(28,881)	(12,208)	0	(28,881)	42.27%

Function: Recreation & Culture	Original Budget 2023/24	Revised Budget as at 30 Sep 2023	Actual as at 31 Dec 2023	Budget Adjustment Required	Revised Budget as at 31 Dec 2023	% Budget Used
<b>Swimming Pools</b>						
<b>Operating Revenue</b>						
User Charges & Fees						
Culcairn	9,156	9,156	9,414	0	9,156	102.81%
Henty	16,696	16,696	10,516	0	16,696	62.99%
Holbrook	16,695	16,695	15,278	0	16,695	91.51%
Jindera	26,390	26,390	21,334	0	26,390	80.84%
Walla Walla	9,694	9,694	2,482	0	9,694	25.61%
<b>Total Operating Revenue</b>	<b>78,631</b>	<b>78,631</b>	<b>59,025</b>	<b>0</b>	<b>78,631</b>	<b>75.07%</b>
<b>Capital Revenue</b>						
Capital Grants	0	0	(39,594)	0	0	
Capital Contributions	0	140,340	16,072	0	140,340	11.45%
<b>Total Capital Revenue</b>	<b>0</b>	<b>140,340</b>	<b>(23,523)</b>	<b>0</b>	<b>140,340</b>	<b>-16.76%</b>
<b>Operating Expenditure</b>						
<b>Culcairn Swimming Pool</b>						
Culcairn Swimming Pool - Maintenance	36,363	36,363	28,643	0	36,363	78.77%
Culcairn Swimming Pool - Operating Expenses	97,150	97,523	32,955	0	97,523	33.79%
<b>Total Expenses - Culcairn Swimming Pool</b>	<b>133,513</b>	<b>133,886</b>	<b>61,598</b>	<b>0</b>	<b>133,886</b>	<b>46.01%</b>
<b>Henty Swimming Pool</b>						
Henty Swimming Pool - Maintenance	29,242	29,242	21,172	0	29,242	72.40%
Henty Swimming Pool - Operating Expenses	96,051	96,422	34,080	0	96,422	35.34%
<b>Total Expenses - Henty Swimming Pool</b>	<b>125,293</b>	<b>125,664</b>	<b>55,252</b>	<b>0</b>	<b>125,664</b>	<b>43.97%</b>
<b>Holbrook Swimming Pool</b>						
Holbrook Swimming Pool - Maintenance	33,093	33,093	32,205	0	33,093	97.32%
Holbrook Swimming Pool - Operating Expenses	103,234	103,683	41,944	0	103,683	40.45%
<b>Total Expenses - Holbrook Swimming Pool</b>	<b>136,327</b>	<b>136,776</b>	<b>74,149</b>	<b>0</b>	<b>136,776</b>	<b>54.21%</b>
<b>Jindera Swimming Pool</b>						
Jindera Swimming Pool - Maintenance	23,009	23,009	24,491	0	23,009	106.44%
Jindera Swimming Pool - Operating Expenses	93,366	93,769	42,991	0	93,769	45.85%
<b>Total Expenses - Jindera Swimming Pool</b>	<b>116,375</b>	<b>116,778</b>	<b>67,481</b>	<b>0</b>	<b>116,778</b>	<b>57.79%</b>
<b>Walla Walla Swimming Pool</b>						
Walla Walla Swimming Pool - Maintenance	23,872	23,872	15,797	0	23,872	66.17%
Walla Walla Swimming Pool - Operating Expenses	83,856	84,263	29,266	0	84,263	34.73%
<b>Total Expenses - Walla Walla Swimming Pool</b>	<b>107,728</b>	<b>108,135</b>	<b>45,063</b>	<b>0</b>	<b>108,135</b>	<b>41.67%</b>
<b>Interest on Loans</b>	<b>21,731</b>	<b>21,731</b>	<b>(124)</b>	<b>0</b>	<b>21,731</b>	<b>-0.57%</b>
<b>Depreciation</b>	<b>379,663</b>	<b>379,663</b>	<b>0</b>	<b>0</b>	<b>379,663</b>	<b>0.00%</b>
<b>Total Operating expenditure</b>	<b>1,020,630</b>	<b>1,022,633</b>	<b>303,419</b>	<b>0</b>	<b>1,022,633</b>	<b>29.67%</b>

Function: Recreation & Culture	Original Budget 2023/24	Revised Budget as at 30 Sep 2023	Actual as at 31 Dec 2023	Budget Adjustment Required	Revised Budget as at 31 Dec 2023	% Budget Used
<b>Capital Expenditure</b>	55,000	408,360	172,312	41	408,401	42.19%
<b>Loan Funds Raised</b>	0	0	0	0	0	
<b>Loan Principal Repayments</b>	63,296	63,296	0	0	63,296	0.00%
<b>Transfers (to) / From Reserves</b>						
Uncompleted Works	0	213,020	0	0	213,020	0.00%
Unexpended Grants	0	0	0	0	0	
Section 94 Contributions	0	0	0	0	0	
Waste Management Reserve	0	0	0	0	0	
Section 7.12 (94A) Contributions	0	0	0	0	0	
<b>Transfers (to) / From Reserves</b>	0	213,020	0	0	213,020	0.00%
<b>Summary : Swimming Pools</b>						
Total Operating Revenue	78,631	78,631	59,025	0	78,631	75.07%
Total Operating Expenditure	1,020,630	1,022,633	303,419	0	1,022,633	29.67%
<b>Net Surplus/ (Deficit) from Operating</b>	(941,999)	(944,002)	(244,395)	0	(944,002)	25.89%
Capital Revenue	0	140,340	(23,523)	0	140,340	-16.76%
Capital Expenditure	55,000	408,360	172,312	41	408,401	42.19%
<b>Net Surplus/ (Deficit) from Capital</b>	(55,000)	(268,020)	(195,835)	(41)	(268,061)	73.06%
Add Back: Depreciation Contra	379,663	379,663	0	0	379,663	0.00%
Loan Funds Raised	0	0	0	0	0	
Proceeds on Sale of Assets	0	0	0	0	0	
Loan Repayments	63,296	63,296	0	0	63,296	0.00%
Net Transfer (to) / from Reserves	0	213,020	0	0	213,020	0.00%
<b>Net Result : Swimming Pools</b>	(680,632)	(682,635)	(440,229)	(41)	(682,676)	64.49%

Function: Recreation & Culture	Original Budget 2023/24	Revised Budget as at 30 Sep 2023	Actual as at 31 Dec 2023	Budget Adjustment Required	Revised Budget as at 31 Dec 2023	% Budget Used
<b>Sporting Grounds &amp; Recreation Facilities</b>						
<b>Operating Revenue</b>						
User Fees & Charges						
Holbrook Complex Rental	0	0	4,585	0	0	
<b>Total Operating Revenue</b>	0	0	4,585	0	0	
<b>Capital Revenue</b>						
Capital Grants	0	723,977	406,745	42,725	766,702	53.05%
Capital Contributions	35,000	35,000	121,956	52,000	87,000	140.18%
<b>Total Capital Revenue</b>	<b>35,000</b>	<b>758,977</b>	<b>528,701</b>	<b>94,725</b>	<b>853,702</b>	<b>61.93%</b>
<b>Operating Expenditure</b>						
<b>Maintenance Expenditure</b>						
Brocklesby Rec Reserve	5,014	5,014	10,654	0	5,014	212.48%
Bungowannah Rec Reserve	488	488	226	0	488	46.23%
Burrumbuttock Rec Reserve	5,309	5,309	3,403	0	5,309	64.11%
Cookardinia Rec Reserve	488	488	32	0	488	6.60%
Culcairn Rec Reserve	72,500	72,500	27,532	0	72,500	37.97%
Gerogery Rec Reserve	10,692	10,692	6,055	0	10,692	56.63%
Gerogery West Rec Reserve	2,500	2,500	0	0	2,500	0.00%
Henty Rec Reserve	72,500	72,500	32,173	0	72,500	44.38%
Holbrook Sporting Complex	72,500	72,500	49,821	0	72,500	68.72%
Jindera Rec Reserve	72,500	72,500	19,455	0	72,500	26.84%
Morgans Lookout	3,000	3,000	3,151	0	3,000	105.04%
Mullengandra Rec Reserve	488	488	0	0	488	0.00%
Walbundrie Rec Reserve	11,944	11,944	21,277	0	11,944	178.14%
Walla Walla Rec Reserve	11,495	11,495	2,697	0	11,495	23.47%
Wymah Rec Reserve	3,000	3,000	2,766	0	3,000	92.20%
<b>Total Maintenance Expenditure</b>	<b>344,418</b>	<b>344,418</b>	<b>179,244</b>	<b>0</b>	<b>344,418</b>	<b>52.04%</b>
<b>Operations Expenditure</b>						
Brocklesby Rec Reserve	22,663	26,247	26,327	0	26,247	100.30%
Bungowannah Rec Reserve	4,951	5,199	5,199	0	5,199	100.00%
Burrumbuttock Rec Reserve	95,229	95,616	22,981	0	95,616	24.04%
Cookardinia Rec Reserve	720	730	730	0	730	100.02%
Culcairn Rec Reserve	34,153	45,561	45,131	0	45,561	99.06%
Gerogery Rec Reserve	1,967	2,098	2,070	0	2,098	98.66%
Gerogery West Rec Reserve	6,474	5,626	4,339	0	5,626	77.12%
Henty Rec Reserve	26,937	27,958	22,958	0	27,958	82.12%
Holbrook Sporting Complex	44,047	49,796	60,102	0	49,796	120.70%
Jindera Rec Reserve	26,562	27,908	24,739	0	27,908	88.64%
Mullengandra Rec Reserve	0	0	0	0	0	
Walbundrie Rec Reserve	26,837	44,947	27,827	0	44,947	61.91%
Walla Walla Rec Reserve	24,674	25,769	25,824	0	25,769	100.21%
Woomargama Rec Reserve	0	0	0	0	0	
Wymah Rec Reserve	4,935	5,181	2,481	0	5,181	47.90%
Other Committees Rec Reserve	1,890	2,490	51,890	0	2,490	2083.94%
<b>Total Operations Expenditure</b>	<b>322,039</b>	<b>365,126</b>	<b>322,598</b>	<b>0</b>	<b>365,126</b>	<b>88.35%</b>
<b>Depreciation</b>	<b>1,065,672</b>	<b>1,065,672</b>	<b>0</b>	<b>0</b>	<b>1,065,672</b>	<b>0.00%</b>
<b>Total Sporting Grounds and Rec Facilities Expenses</b>	<b>1,732,129</b>	<b>1,775,216</b>	<b>501,842</b>	<b>0</b>	<b>1,775,216</b>	<b>28.27%</b>

Function: Recreation & Culture	Original Budget 2023/24	Revised Budget as at 30 Sep 2023	Actual as at 31 Dec 2023	Budget Adjustment Required	Revised Budget as at 31 Dec 2023	% Budget Used
<b>Capital Expenditure</b>	95,000	890,273	311,308	97,665	987,937	31.51%
<b>Transfers (to) / From Reserves</b>						
Uncompleted Works	0	107,469	0	0	107,469	0.00%
Unexpended Grants	0	0	0	0	0	
Holbrook Hostel Reserve	0	0	0	0	0	
Unrestricted Cash	0	0	0	0	0	
Hobrook Caravan Park Reserve	0	0	0	0	0	
Land Sales Reserve	0	0	0	0	0	
Risk Management Reserve	0	0	0	0	0	
<b>Transfers (to) / From Reserves</b>	0	107,469	0	0	107,469	0.00%
<b>Summary : Sporting Grounds &amp; Recreation Facilities</b>						
Total Operating Revenue	0	0	4,585	0	0	
Total Operating Expenditure	1,732,129	1,775,216	501,842	0	1,775,216	28.27%
<b>Net Surplus/ (Deficit) from Operating</b>	(1,732,129)	(1,775,216)	(497,256)	0	(1,775,216)	28.01%
Capital Revenue	35,000	758,977	528,701	94,725	853,702	61.93%
Capital Expenditure	95,000	890,273	311,308	97,665	987,937	31.51%
<b>Net Surplus/ (Deficit) from Capital</b>	(60,000)	(131,296)	217,393	(2,940)	(134,236)	-161.95%
Add Back: Depreciation Contra	1,065,672	1,065,672	0	0	1,065,672	0.00%
Loan Funds Raised	0	0	0	0	0	
Proceeds on Sale of Assets	0	0	0	0	0	
Loan Repayments	0	0	0	0	0	
Net Transfer (to) / from Reserves	0	107,469	0	0	107,469	0.00%
<b>Net Result : Sporting Grounds &amp; Recreation Facilities</b>	(726,457)	(733,371)	(279,863)	(2,940)	(736,311)	38.01%



Function: Recreation & Culture	Original Budget 2023/24	Revised Budget as at 30 Sep 2023	Actual as at 31 Dec 2023	Budget Adjustment Required	Revised Budget as at 31 Dec 2023	% Budget Used
<b>Parks &amp; Gardens</b>						
<b>Operating Revenue</b>						
Sundry Income	0	80,000	0	0	80,000	110.00%
<b>Total Operating Revenue</b>	0	80,000	0	0	80,000	110.00%
<b>Capital Revenue</b>						
Capital Grants	0	80,000	88,000	0	80,000	110.00%
Capital Contributions	0	0	0	0	0	
<b>Total Capital Revenue</b>	0	0	88,000	0	0	
<b>Operating Expenditure</b>						
<b>Parks Maintenance Expenditure</b>						
Brocklesby Parks	5,000	5,000	6,806	0	5,000	136.12%
Burrumbuttock Parks	4,700	4,700	3,047	0	4,700	64.83%
Culcairn Parks	25,000	25,000	17,669	0	25,000	70.68%
Gerogery Parks	4,000	4,000	2,657	0	4,000	66.42%
Henty Parks	23,618	23,618	17,483	0	23,618	74.02%
Holbrook Parks	29,755	29,755	19,700	0	29,755	66.21%
Holbrook-10 Mile Creek Parks	40,345	40,345	15,633	0	40,345	38.75%
Holbrook-Ian Geddes Bush Walk	7,355	7,355	3,200	0	7,355	43.51%
Holbrook-Submarine Area Parks	51,913	51,913	16,226	0	51,913	31.26%
Jindera Parks	48,573	48,573	21,469	0	48,573	44.20%
Morven Parks	1,132	1,132	860	0	1,132	75.93%
Walbundrie Parks	2,270	2,270	705	0	2,270	31.06%
Walla Walla Parks	27,665	27,665	11,906	0	27,665	43.04%
Woomargama Parks	7,426	7,426	6,107	0	7,426	82.24%
<b>Maintenance Expenditure</b>	278,752	278,752	143,468	0	278,752	51.47%
<b>Parks Other Operating Expenditure</b>						
Burrumbuttock Parks	2,856	2,856	106	0	2,856	3.72%
Burrumbuttock Parks	1,603	1,714	797	0	1,714	46.47%
Culcairn Parks	15,779	15,776	1,830	0	15,776	11.60%
Gerogery Parks	2,510	2,510	591	0	2,510	23.55%
Henty Parks	10,029	10,270	6,746	0	10,270	65.68%
Holbrook Parks	12,951	12,978	5,488	0	12,978	42.29%
Holbrook-10 Mile Creek Parks	2,098	2,122	2,109	0	2,122	99.41%
Holbrook-Submarine Area Parks	9,353	9,528	5,177	0	9,528	48.91%
Jindera Parks	4,400	4,481	2,201	0	4,481	49.13%
Jindera JVG Parks	9,293	8,521	5,123	0	8,521	60.12%
Morven Parks	1,353	1,350	1,138	0	1,350	84.30%
Walbundrie Parks	31	30	30	0	30	100.03%
Walla Walla Parks	5,301	5,443	3,647	0	5,443	67.00%
Woomargama Parks	383	393	158	0	393	40.12%
<b>Total Parks Other Operating Expenditure</b>	77,940	77,972	35,140	0	77,972	44.47%
<b>Depreciation</b>	134,105	134,105	0	0	134,105	0.00%
<b>Total Parks Expenditure</b>	490,797	490,829	178,608	0	490,829	36.31%

Function: Recreation & Culture	Original Budget 2023/24	Revised Budget as at 30 Sep 2023	Actual as at 31 Dec 2023	Budget Adjustment Required	Revised Budget as at 31 Dec 2023	% Budget Used
<b>Capital Expenditure</b>	120,000	208,161	23,755	8,000	216,161	10.99%
<b>Transfers (to) / From Reserves</b>						
Uncompleted Works	0	0	0	0	0	
Unexpended Grants	0	0	0	0	0	
Reserves	0	412	0	1,365	1,777	0.00%
Section 94 Contributions	0	0	0	0	0	
<b>Transfers (to) / From Reserves</b>	0	412	0	1,365	1,777	0.00%
<b>Summary : Parks &amp; Gardens</b>						
Total Operating Revenue	0	80,000	0	0	80,000	110.00%
Total Operating Expenditure	490,797	490,829	178,608	0	490,829	36.31%
<b>Net Surplus/ (Deficit) from Operating</b>	<b>(490,797)</b>	<b>(410,829)</b>	<b>(178,608)</b>	<b>0</b>	<b>(410,829)</b>	<b>22.00%</b>
Capital Revenue	0	0	88,000	0	0	
Capital Expenditure	120,000	208,161	23,755	8,000	216,161	10.99%
<b>Net Surplus/ (Deficit) from Capital</b>	<b>(120,000)</b>	<b>(208,161)</b>	<b>64,245</b>	<b>(8,000)</b>	<b>(216,161)</b>	<b>10.99%</b>
Add Back: Depreciation Contra	134,105	134,105	0	0	134,105	0.00%
Loan Funds Raised	0	0	0	0	0	
Proceeds on Sale of Assets	0	0	0	0	0	
Loan Repayments	0	0	0	0	0	
Net Transfer (to) / from Reserves	0	412	0	1,365	1,777	0.00%
<b>Net Result : Parks &amp; Gardens</b>	<b>(476,692)</b>	<b>(484,473)</b>	<b>(114,363)</b>	<b>(6,635)</b>	<b>(491,108)</b>	<b>23.24%</b>

Function: Recreation & Culture	Original Budget 2023/24	Revised Budget as at 30 Sep 2023	Actual as at 31 Dec 2023	Budget Adjustment Required	Revised Budget as at 31 Dec 2023	% Budget Used
<b>Summary : Recreation &amp; Culture</b>						
Total Operating Revenue	207,163	307,781	232,968	31,835	339,617	94.51%
Total Operating Expenditure	4,465,685	4,546,779	1,481,948	31,835	4,567,969	32.43%
<b>Net Surplus/ (Deficit) from Operating</b>	<b>(4,258,522)</b>	<b>(4,238,998)</b>	<b>(1,248,980)</b>	<b>0</b>	<b>(4,228,352)</b>	<b>27.45%</b>
Capital Revenue	165,000	1,191,904	755,766	94,725	1,286,629	51.90%
Capital Expenditure	440,000	1,855,987	604,126	117,873	1,973,861	30.61%
<b>Net Surplus/ (Deficit) from Capital</b>	<b>(275,000)</b>	<b>(664,084)</b>	<b>151,639</b>	<b>(23,148)</b>	<b>(687,232)</b>	<b>-9.26%</b>
Add Back: Depreciation Contra	1,840,355	1,840,355	0	0	1,851,001	0.00%
Loan Funds Raised	0	0	0	0	0	
Proceeds on Sale of Assets	0	0	0	0	0	
Loan Repayments	63,296	63,296	0	0	63,296	0.00%
Net Transfer (to) / from Reserves	0	347,263	0	1,365	348,628	0.00%
<b>Net Result : Recreation &amp; Culture</b>	<b>(2,735,171)</b>	<b>(2,757,467)</b>	<b>(1,097,341)</b>	<b>(21,783)</b>	<b>(2,779,251)</b>	<b>36.44%</b>

Function: Manufacturing, Mining & Construction	Original Budget 2023/24	Revised Budget as at 30 Sep 2023	Actual as at 31 Dec 2023	Budget Adjustment Required	Revised Budget as at 31 Dec 2023	% Budget Used
<b>Building Control</b>						
<b>Operating Revenue</b>						
User Fees & Charges	179,491	179,491.00	86,437		179,491	48.16%
Other Revenue		.00				
<b>Total Operating Revenue</b>	<b>179,491</b>	<b>179,491.00</b>	<b>86,437</b>		<b>179,491</b>	<b>48.16%</b>
<b>Capital Revenue</b>						
Capital Grants		.00				
Capital Contributions		.00				
<b>Total Capital Revenue</b>		<b>.00</b>				
<b>Operating Expenses</b>						
Administration - Salaries & Wages	437,024	437,024.00	229,102		437,024	52.42%
Administration - Other Expenses	17,719	17,719.00	11,490		17,719	64.84%
Building Consultants Fees		.00				
Staff Training	6,000	6,000.00	6,392		6,000	106.53%
Subscriptions	5,280	5,280.00			5,280	0.00%
<b>Total Operating Expenses</b>	<b>466,023</b>	<b>466,023.00</b>	<b>246,983</b>		<b>466,023</b>	<b>53.00%</b>
<b>Capital Expenditure</b>		45,000.00			45,000	
Proceeds on Sale of Assets		15,000.00			15,000	
<b>Transfers (to) / From Reserves</b>						
Uncompleted Works		30,000.00			30,000	0.00%
Unexpended Grants		0.00				
Reserves		0.00				
<b>Transfers (to) / From Reserves</b>		<b>30,000.00</b>			<b>30,000</b>	<b>0.00%</b>
<b>Summary : Building Control</b>						
Total Operating Revenue	179,491	179,491.00	86,437		179,491	48.16%
Total Operating Expenditure	466,023	466,023.00	246,983		466,023	53.00%
<b>Net Surplus/ (Deficit) from Operating</b>	<b>(286,532)</b>	<b>(286,532.00)</b>	<b>(160,546)</b>		<b>(286,532)</b>	<b>56.03%</b>
Capital Revenue		0.00				
Capital Expenditure		45,000.00			45,000	0.00%
<b>Net Surplus/ (Deficit) from Capital</b>		<b>(45,000.00)</b>			<b>(45,000)</b>	<b>0.00%</b>
Depreciation Contra		0.00				
Loan Funds Raised		0.00				
Proceeds on Sale of Assets		15,000.00			15,000	0.00%
Loan Repayments		0.00				
Net Transfer (to) / from Reserves		30,000.00			30,000	0.00%
<b>Net Result : Building Control</b>	<b>(286,532)</b>	<b>(286,532.00)</b>	<b>(160,546)</b>		<b>(286,532)</b>	<b>56.03%</b>

Function: Manufacturing, Mining & Construction	Original Budget 2023/24	Revised Budget as at 30 Sep 2023	Actual as at 31 Dec 2023	Budget Adjustment Required	Revised Budget as at 31 Dec 2023	% Budget Used
<b>Quarries &amp; Pits</b>						
<b>Operating Revenue</b>						
User Fees & Charges		.00				
<b>Total Operating Revenue</b>		<b>.00</b>				
<b>Operating Expenses</b>						
Remediation Expenses		.00				
Depreciation	3,298	3,298.00			3,298	0.0%
Oncost Recoveries	(130,000)	(130,000.00)	(238,917)		(130,000)	
<b>Operating Expenses Total</b>	<b>(126,702)</b>	<b>(126,702.00)</b>	<b>(238,917)</b>		<b>(126,702)</b>	<b>0.0%</b>
<b>Total Operating Expenses</b>	<b>(126,702)</b>	<b>(126,702)</b>	<b>(238,917)</b>		<b>(126,702)</b>	<b>188.6%</b>
<b>Capital Expenditure</b>						
Refer: Capital Expenditure Page		0.00				
<b>Total Capital Expenditure</b>		<b>0.00</b>				
<b>Transfers (to) / From Reserves</b>						
Uncompleted Works		.00				
Unexpended Grants		.00				
Quarry Rehabilitation Reserve	(130,000)	(130,000.00)	(238,917)		(130,000)	183.8%
<b>Transfers (to) / From Reserves</b>	<b>(130,000)</b>	<b>(130,000.00)</b>	<b>(238,917)</b>		<b>(130,000)</b>	<b>183.8%</b>
<b>Summary : Quarries &amp; Pits</b>						
Total Operating Revenue	0	0.00	0	0	0	
Total Operating Expenditure	-126,702	(126,702.00)	-238,917	0	-126,702	188.57%
<b>Net Surplus/ (Deficit) from Operating</b>	<b>126,702</b>	<b>126,702.00</b>	<b>238,917</b>	<b>0</b>	<b>126,702</b>	<b>188.57%</b>
Capital Revenue	0	0.00	0	0	0	
Capital Expenditure	0	0.00	0	0	0	
<b>Net Surplus/ (Deficit) from Capital</b>	<b>0</b>	<b>0.00</b>	<b>0</b>	<b>0</b>	<b>0</b>	
Depreciation Contra	3,298	3,298.00	0	0	3,298	0.00%
Loan Funds Raised	0	0	0	0	0	
Proceeds on Sale of Assets	0	0	0	0	0	
Loan Repayments	0	0	0	0	0	
Net Transfer (to) / from Reserves	-130,000	-130,000	-238,917	0	-130,000	183.78%
<b>Net Result : Quarries &amp; Pits</b>	<b>0</b>	<b>0</b>	<b>0</b>	<b>0</b>	<b>0</b>	
<b>Summary : Manufacturing, Mining &amp; Building</b>						
Total Operating Revenue	179491	179491	86437	0	179491	48.16%
Total Operating Expenditure	339321	339321	8066	0	339321	2.38%
<b>Net Surplus/ (Deficit) from Operating</b>	<b>-159830</b>	<b>-159830</b>	<b>78371</b>	<b>0</b>	<b>-159830</b>	<b>-49.03%</b>
Capital Revenue	0	0	0	0	0	
Capital Expenditure	0	45000	0	0	45000	0.00%
<b>Net Surplus/ (Deficit) from Capital</b>	<b>0</b>	<b>-45000</b>	<b>0</b>	<b>0</b>	<b>-45000</b>	<b>0.00%</b>
Depreciation Contra	3298	3298	0	0	3298	0.00%
Loan Funds Raised	0	0	0	0	0	
Proceeds on Sale of Assets	0	15000	0	0	15000	0.00%
Loan Repayments	0	0	0	0	0	
Net Transfer (to) / from Reserves	-130000	-100000	-238917	0	-100000	238.92%
<b>Net Result : Manufacturing, Mining &amp; Building</b>	<b>(286,532)</b>	<b>(286,532)</b>	<b>(160,546)</b>	<b>0</b>	<b>(286,532)</b>	<b>56.03%</b>

Function: Transport & Communication	Original Budget 2023/24	Revised Budget as at 30 Sep 2023	Actual as at 31 Dec 2023	Budget Adjustment Required	Revised Budget as at 31 Dec 2023	% Budget Used
<b>Operating Revenue</b>						
FAG Grant - Roads Component	2,441,637	2,441,637	0	0	2,441,637	0.00%
Urban Roads - Roads to Recovery	0	0	0	0	0	
Sealed Rural Roads - Roads to Recovery	1,184,315	1,782,258	422,102	0	1,782,258	23.68%
Sealed Rural Roads - State Government Interest Subsidy	8,178	8,178	4,907	0	8,178	60.01%
Sealed Regional Roads - Block Grant	1,940,000	1,940,000	1,188,000	0	1,940,000	61.24%
Unsealed Rural Roads - Roads to Recovery	0	0	0	0	0	
Natural Disaster Recovery Grants	0	0	4,518,868	0	0	
Ancillary Roadworks - Rural Addressing	0	0	0	0	0	
PAMPS Funding	40,000	40,000	0	0	40,000	0.00%
Aerodromes	0	578	578	0	578	100.00%
State Roads RMCC Works - Maintenance	765,000	765,000	368,869	0	765,000	48.22%
State Roads RMCC Works - Ordered Works	1,999,200	1,999,200	115,000	0	1,999,200	5.75%
Roads Safety Officer - Operating Grants	7,540	7,540	0	0	7,540	0.00%
Roads Safety Officer - Contributions by Councils	53,164	53,164	0	0	53,164	0.00%
<b>Total Operating Revenue</b>	<b>8,439,034</b>	<b>9,037,555</b>	<b>6,618,325</b>	<b>0</b>	<b>9,037,555</b>	<b>73.23%</b>
<b>Capital Revenue</b>						
Urban Roads - Grants & Contributions	0	660,000	168,000	0	660,000	50.91%
Sealed Rural Roads - Grants & Contributions	2,337,262	3,830,259	1,959,148	0	3,830,259	54.41%
Sealed Rural Roads - Contribution to Works (Boral)	0	0	26,188	0	0	
Sealed Regional Roads - Block Grant	450,000	450,000	0	0	450,000	0.00%
Sealed Regional Roads - Regional Repair Contribution	450,000	724,579	252,489	0	724,579	34.85%
Sealed Regional Roads - Other Funded Projects	6,352,564	7,138,559	786,295	0	7,138,559	11.01%
Sam McPaul Memorial	0	0	0	0	0	
Kerb & Gutter Contributions	0	0	0	0	0	
Footpath Contributions	16,000	294,694	197,131	0	294,694	64.18%
Bus Shelters	0	0	0	0	0	
Bridges	1,000,000	3,278,000	1,000,000	0	3,278,000	0.00%
Section 94 Contributions	0	629,142	175,000	0	629,142	27.82%
<b>Total Capital Revenue</b>	<b>10,605,826</b>	<b>17,005,233</b>	<b>4,564,251</b>	<b>0</b>	<b>17,005,233</b>	<b>22.64%</b>
<b>Operating Expenditure</b>						
Urban Roads - Roads Maintenance	240,450	231,473	99,494	0	231,473	42.98%
Urban Roads - Tree Maintenance	537,000	537,000	337,536	0	537,000	62.86%
Sealed Rural Roads - Road Maintenance	883,366	883,366	577,707	0	883,366	65.40%
Unsealed Rural Roads - Road Maintenance	1,381,265	1,381,265	532,619	0	1,381,265	38.56%
Sealed Regional Roads - Road Maintenance	750,000	750,000	397,072	0	750,000	52.94%
Natural Disaster Recovery Expenditure	0	3,520,581	4,916,131	0	3,520,581	139.64%
State Roads RMCC Works - Maintenance	765,000	765,000	355,539	0	765,000	46.48%
State Roads RMCC Works - Ordered Works	1,999,200	1,999,200	39,765	0	1,999,200	1.99%
Kerb & Gutter Maintenance	53,318	53,318	44,116	0	53,318	82.74%
Footpath Maintenance	53,059	53,059	19,519	0	53,059	36.79%
Bus Shelters Maintenance	0	0	0	0	0	
Bridges & Culverts Maintenance	150,000	150,000	12,053	0	150,000	8.04%
Aerodromes Maintenance	18,422	18,422	5,755	0	18,422	31.24%
Aerodromes - Other Expenditure	5,398	6,507	6,507	0	6,507	100.00%
Ancillary Roadworks - Rural Addressing	0	0	0	0	0	
Ancillary Roadworks - Other	0	0	0	0	0	
PAMPS Project Expenditure	80,000	233,194	0	0	233,194	0.00%
Road Safety Officer - Administration	63,662	63,662	24	0	63,662	0.04%
Road Safety Officer - Council Contribution	24,664	24,664	0	0	24,664	0.00%
Road Safety Officer - Programs	7,540	7,540	0	0	7,540	0.00%
Loan Interest	62,281	62,281	5,294	0	62,281	8.50%
Depreciation	5,230,260	5,230,260	0	0	5,230,260	0.00%
<b>Total Operating Expenditure</b>	<b>12,304,885</b>	<b>15,970,792</b>	<b>7,349,131</b>	<b>0</b>	<b>15,970,792</b>	<b>46.02%</b>

Function: Transport & Communication	Original Budget 2023/24	Revised Budget as at 30 Sep 2023	Actual as at 31 Dec 2023	Budget Adjustment Required	Revised Budget as at 31 Dec 2023	% Budget Used
<b>Capital Expenditure</b>						
Urban Roads	180,000	848,978	16,614	0	848,978	1.96%
Sealed Rural Roads	3,598,042	5,913,268	751,312	2,624	5,915,892	12.70%
Unsealed Rural Roads	2,824,315	4,848,969	2,040,680	0	4,848,969	42.08%
Regional Roads	8,442,564	10,585,575	1,263,526	0	10,585,575	11.94%
Kerb & Gutter	0	0	0	0	0	
Footpaths	40,000	318,694	124,319	0	318,694	39.01%
Bridges & Culverts	1,000,000	3,314,411	1,215,069	0	3,314,411	36.66%
Bus Shelters	5,000	5,000	0	0	5,000	0.00%
Aerodromes	150,000	180,000	0	0	180,000	0.00%
Ancillary Roadworks	50,000	171,425	0	0	171,425	0.00%
PAMPS	0	0	0	0	0	
Road Safety Officer	0	0	0	0	0	
<b>Total Capital Expenditure</b>	<b>16,289,921</b>	<b>26,186,320</b>	<b>5,411,520</b>	<b>2,624</b>	<b>26,188,944</b>	<b>20.66%</b>
<b>Loan Funds Raised</b>	<b>0</b>	<b>0</b>	<b>0</b>	<b>0</b>	<b>0</b>	
<b>Loan Repayments</b>	<b>356,966</b>	<b>356,966</b>	<b>0</b>	<b>0</b>	<b>356,966</b>	<b>0.00%</b>
<b>Transfers (to) / From Reserves</b>						
Uncompleted Works	0	1,960,828	0	0	1,960,828	0.00%
Unexpended Grants	0	4,603,018	0	0	4,603,018	0.00%
Reserves	0	0	0	0	0	
S94 Contributions	0	0	0	0	0	
<b>Transfers (to) / From Reserves</b>	<b>0</b>	<b>6,563,846</b>	<b>0</b>	<b>0</b>	<b>6,563,846</b>	<b>0.00%</b>
<b>Summary : Transport &amp; Communications</b>						
Total Operating Revenue	8,439,034	9,037,555	6,618,325	0	9,037,555	73.23%
Total Operating Expenditure	12,304,885	15,970,792	7,349,131	0	15,970,792	46.02%
<b>Net Surplus/ (Deficit) from Operating</b>	<b>(3,865,851)</b>	<b>(6,933,237)</b>	<b>(730,806)</b>	<b>0</b>	<b>(6,933,237)</b>	<b>10.54%</b>
Capital Revenue	10,605,826	17,005,233	4,564,251	0	17,005,233	22.64%
Capital Expenditure	16,289,921	26,186,320	5,411,520	2,624	26,188,944	20.66%
<b>Net Surplus/ (Deficit) from Capital</b>	<b>(5,684,095)</b>	<b>(9,181,087)</b>	<b>(847,269)</b>	<b>(2,624)</b>	<b>(9,183,710)</b>	<b>17.01%</b>
Add Back: Depreciation Contra	5,230,260	5,230,260	0	0	5,230,260	0.00%
Loan Funds Raised	0	0	0	0	0	
Proceeds on Sale of Assets	0	0	0	0	0	
Loan Repayments	356,966	356,966	0	0	356,966	0.00%
Net Transfer (to) / from Reserves	0	6,563,846	0	0	6,563,846	0.00%
<b>Net Result : Transport &amp; Communications</b>	<b>(4,676,652)</b>	<b>(4,677,183)</b>	<b>(1,578,075)</b>	<b>(2,624)</b>	<b>(4,679,807)</b>	<b>49.00%</b>

Function: Economic Affairs	Original Budget 2023/24	Revised Budget as at 30 Sep 2023	Actual as at 31 Dec 2023	Budget Adjustment Required	Revised Budget as at 31 Dec 2023	% Budget Used
<b>Jindera Medical Centre</b>						
<b>Operating Revenue</b>						
User Fees & Charges	20,663	20,663	12,544	0	20,663	60.71%
<b>Total Operating Revenue</b>	20,663	20,663	12,544	0	20,663	60.71%
<b>Expenditure</b>						
Maintenance	3,820	3,820	1,674	0	3,820	43.82%
Operating Expenditure	12,625	12,386	11,381	0	12,386	65.57%
Depreciation	10,565	10,565	0	0	10,565	0.00%
<b>Total Operating Expenditure</b>	27,010	26,771	13,055	0	26,771	36.59%
<b>Capital Expenditure</b>	0	0	0	0	0	
<b>Transfers (to) / From Reserves</b>						
Uncompleted Works	0	0	0	0	0	
Unexpended Grants	0	0	0	0	0	
Jindera Medical Centre Reserves	(4,218)	(4,457)	511	0	(4,457)	61.66%
<b>Transfers (to) / From Reserves</b>	(4,218)	(4,457)	511	0	(4,457)	61.66%
<b>Summary : Jindera Medical Centre</b>						
Total Operating Revenue	20,663	20,663	12,544	0	20,663	60.71%
Total Operating Expenditure	27,010	26,771	13,055	0	26,771	36.59%
<b>Net Surplus/ (Deficit) from Operating</b>	(6,347)	(6,108)	(511)	0	(6,108)	-44.99%
Capital Revenue	0	0	0	0	0	
Capital Expenditure	0	0	0	0	0	
<b>Net Surplus/ (Deficit) from Capital</b>	0	0	0	0	0	
Depreciation Contra	10,565	10,565	0	0	10,565	0.00%
Loan Funds Raised	0	0	0	0	0	
Proceeds on Sale of Assets	0	0	0	0	0	
Loan Repayments	0	0	0	0	0	
Net Transfer (to) / from Reserves	(4,218)	(4,457)	511	0	(4,457)	61.66%
<b>Net Result : Jindera Medical Centre</b>	0	0	0	0	0	



Function: Economic Affairs	Original Budget 2023/24	Revised Budget as at 30 Sep 2023	Actual as at 31 Dec 2023	Budget Adjustment Required	Revised Budget as at 31 Dec 2023	% Budget Used
<b>Caravan Parks</b>						
<b>Operating Revenue</b>						
Culcairn Caravan Park Fees	55,440	55,440	28,458	0	55,440	51.33%
<b>Total Operating Revenue</b>	55,440	55,440	28,458	0	55,440	51.33%
<b>Operating Expenditure</b>						
Culcairn Caravan Park - Maintenance	8,351	8,351	4,025	0	8,351	48.19%
Culcairn Caravan Park - Operations	38,764	38,933	20,059	0	38,933	51.52%
Depreciation	20,294	20,294	0	0	20,294	0.00%
<b>Total Caravan Park Expenditure</b>	67,409	67,578	24,084	0	67,578	35.64%
<b>Capital Expenditure</b>	0	0	0	0	0	
<b>Transfers (to) / From Reserves</b>						
Uncompleted Works	0	0	0	0	0	0.00%
Unexpended Grants	0	0	0	0	0	
<b>Transfers (to) / From Reserves</b>	0	0	0	0	0	0.00%
<b>Summary : Caravan Parks</b>						
Total Operating Revenue	55,440	55,440	28,458	0	55,440	51.33%
Total Operating Expenditure	67,409	67,578	24,084	0	67,578	35.64%
<b>Net Surplus/ (Deficit) from Operating</b>	(11,969)	(12,138)	4,373	0	(12,138)	-36.03%
Capital Revenue	0	0	0	0	0	
Capital Expenditure	0	0	0	0	0	
<b>Net Surplus/ (Deficit) from Capital</b>	0	0	0	0	0	
Depreciation Contra	20,294	20,294	0	0	20,294	0.00%
Loan Funds Raised	0	0	0	0	0	
Proceeds on Sale of Assets	0	0	0	0	0	
Loan Repayments	0	0	0	0	0	
Net Transfer (to) / from Reserves	0	0	0	0	0	0.00%
<b>Net Result : Caravan Parks</b>	8,325	8,156	4,373	0	8,156	-10.45%

Function: Economic Affairs	Original Budget 2023/24	Revised Budget as at 30 Sep 2023	Actual as at 31 Dec 2023	Budget Adjustment Required	Revised Budget as at 31 Dec 2023	% Budget Used
<b>Tourism Operations</b>						
<b>Operating Revenue</b>						
Grants & Subsidies Recurrent	0	0	0	0	0	
Operating Contributions	0	0	0	0	0	
Other Revenue	0	0	0	0	0	
<b>Total Operating Revenue</b>	0	0	0	0	0	
<b>Operating Expenditure</b>						
Administration Salaries & Wages	47,160	47,160	0	0	47,160	0.00%
Tourism Initiatives	35,360	35,360	24,105	0	35,360	68.17%
Programs & Events	13,260	18,260	9,868	0	18,260	54.04%
<b>Total Operating Expenditure</b>	95,780	100,780	33,973	0	100,780	33.71%
<b>Capital Expenditure</b>	0	0	0	0	0	
<b>Transfers (to) / From Reserves</b>						
Uncompleted Works	0	5,000	0	0	5,000	0.00%
Unexpended Grants - Stream 1121 Marketing Henty Machinery Field Days	0	0	0	0	0	0.00%
<b>Transfers (to) / From Reserves</b>	0	5,000	0	0	5,000	0.00%
<b>Summary : Tourism Operations</b>						
Total Operating Revenue	0	0	0	0	0	
Total Operating Expenditure	95,780	100,780	33,973	0	100,780	33.71%
<b>Net Surplus/ (Deficit) from Operating</b>	(95,780)	(100,780)	(33,973)	0	(100,780)	33.71%
Capital Revenue	0	0	0	0	0	
Capital Expenditure	0	0	0	0	0	
<b>Net Surplus/ (Deficit) from Capital</b>	0	0	0	0	0	
Depreciation Contra	0	0	0	0	0	
Loan Funds Raised	0	0	0	0	0	
Proceeds on Sale of Assets	0	0	0	0	0	
Loan Repayments	0	0	0	0	0	
Net Transfer (to) / from Reserves	0.00	5,000.00	0.00	0.00	5,000.00	0.00%
<b>Net Result : Tourism Operations</b>	(95,780)	(95,780)	(33,973)	0	(95,780)	30.67%

Function: Economic Affairs	Original Budget 2023/24	Revised Budget as at 30 Sep 2023	Actual as at 31 Dec 2023	Budget Adjustment Required	Revised Budget as at 31 Dec 2023	% Budget Used
<b>Visitor Information Centre and Submarine Museum</b>						
<b>Operating Revenue</b>						
Admission Fees	35,000	35,000	24,326	0	35,000	69.50%
Tourism Sales and Other Revenue	15,000	15,000	8,758	0	15,000	58.38%
Grants & Subsidies Recurrent	0	2,812	792	0	2,812	28.16%
<b>Total Operating Revenue</b>	<b>50,000</b>	<b>52,812</b>	<b>33,876</b>	<b>0</b>	<b>52,812</b>	<b>64.14%</b>
<b>Operating Expenditure</b>						
Administration Salaries & Wages	136,000	136,000	80,568	0	136,000	59.24%
Goods for Resale	10,800	10,800	18,582	0	10,800	172.06%
Maintenance Expenditure	3,687	3,687	2,044	0	3,687	55.45%
Operating Expenditure	24,500	25,963	12,435	0	25,963	47.90%
Submarine Museum Committee Expenditure	5,500	5,500	3,016	0	5,500	54.83%
Depreciation	31,457	31,457	0	0	31,457	0.00%
<b>Total Operating Expenditure</b>	<b>211,944</b>	<b>213,407</b>	<b>116,645</b>	<b>0</b>	<b>213,407</b>	<b>54.66%</b>
<b>Capital Expenditure</b>						
	0	0	0	0	0	
<b>Transfers (to) / From Reserves</b>						
Uncompleted Works	0	0	0	0	0	
Unexpended Grants	0	0	0	0	0	
Reserves	0	0	0	0	0	
<b>Transfers (to) / From Reserves</b>	<b>0</b>	<b>0</b>	<b>0</b>	<b>0</b>	<b>0</b>	
<b>Summary : Visitor Information Centre and Submarine Museum</b>						
Total Operating Revenue	50,000	52,812	33,876	0	52,812	64.14%
Total Operating Expenditure	211,944	213,407	116,645	0	213,407	54.66%
<b>Net Surplus/ (Deficit) from Operating</b>	<b>(161,944)</b>	<b>(160,595)</b>	<b>(82,770)</b>	<b>0</b>	<b>(160,595)</b>	<b>51.54%</b>
Capital Revenue	0	0	0	0	0	
Capital Expenditure	0	0	0	0	0	
<b>Net Surplus/ (Deficit) from Capital</b>	<b>0</b>	<b>0</b>	<b>0</b>	<b>0</b>	<b>0</b>	
Depreciation Contra	31,457	31,457	0	0	31,457	0.00%
Loan Funds Raised	0	0	0	0	0	
Proceeds on Sale of Assets	0	0	0	0	0	
Loan Repayments	0	0	0	0	0	
Net Transfer (to) / from Reserves	0	0	0	0	0	
<b>Net Result : Visitor Information Centre and Submarine Museum</b>	<b>(130,487)</b>	<b>(129,138)</b>	<b>(82,770)</b>	<b>0</b>	<b>(129,138)</b>	<b>64.09%</b>

Function: Economic Affairs	Original Budget 2023/24	Revised Budget as at 30 Sep 2023	Actual as at 31 Dec 2023	Budget Adjustment Required	Revised Budget as at 31 Dec 2023	% Budget Used
<b>Economic Development</b>						
<b>Operating Revenue</b>						
User Fees & Charges	0	0	0	0	0	
Grants & Subsidies	0	6,430	7,453	0	6,430	115.91%
Other Revenue	0	0	0	0	0	
<b>Total Operating Revenue</b>	0	6,430	7,453	0	6,430	115.91%
<b>Operating Expenditure</b>						
Administration Expenditure - Salaries & Wages	90,860	90,860	13,430	0	90,860	14.78%
Administration Expenditure - Other	3,000	3,000	0	0	3,000	0.00%
Subscriptions	20,064	20,064	16,500	0	20,064	82.24%
Programs & Events	25,000	31,430	29,266	0	31,430	93.12%
<b>Total Operating Expenditure</b>	138,924	145,354	59,197	0	145,354	40.73%
<b>Capital Expenditure</b>	0	0	0	0	0	
<b>Transfers (to) / From Reserves</b>						
Uncompleted Works	0	0	0	0	0	
Growing Local Economies Grant	0	0	0	0	0	
Small Business Promotion Grant	0	0	0	0	0	0.00%
Holbrook Festival Reserve	0	0	0	0	0	
	0	0	0	0	0	0.00%
<b>Summary : Economic Development</b>						
Total Operating Revenue	0	6,430	7,453	0	6,430	115.91%
Total Operating Expenditure	138,924	145,354	59,197	0	145,354	40.73%
<b>Net Surplus/ (Deficit) from Operating</b>	(138,924)	(138,924)	(51,743)	0	(138,924)	37.25%
Capital Revenue	0	0	0	0	0	
Capital Expenditure	0	0	0	0	0	
<b>Net Surplus/ (Deficit) from Capital</b>	0	0	0	0	0	
Depreciation Contra	0	0	0	0	0	
Loan Funds Raised	0	0	0	0	0	
Proceeds on Sale of Assets	0	0	0	0	0	
Loan Repayments	0	0	0	0	0	
Net Transfer (to) / from Reserves	0	0	0	0	0	0.00%
<b>Net Result : Economic Development</b>	(138,924)	(138,924)	(51,743)	0	(138,924)	36.72%

Function: Economic Affairs	Original Budget 2023/24	Revised Budget as at 30 Sep 2023	Actual as at 31 Dec 2023	Budget Adjustment Required	Revised Budget as at 31 Dec 2023	% Budget Used
<b>Community Development Grants and Projects</b>						
<b>Operating Revenue</b>						
Mental Health Drug & Alcohol Program	0	0	0	0	0	
<b>Total Operating Revenue</b>	0	0	0	0	0	
<b>Operating Expenditure</b>						
Community Development Grants	0	0	0	0	0	
Community Development Meetings	0	5,641	0	0	5,641	0.00%
Community Development Projects - Other Health & Wellbeing Forum	15,000	63,730	0	0	63,730	0.00%
Health & Wellbeing Forum	0	0	0	0	0	
<b>Total Operating Expenditure</b>	15,000	69,371	0	0	69,371	0.00%
<b>Transfers (to) / From Reserves</b>						
Uncompleted Works	0	48,730	0	0	48,730	0.00%
Unexpended Grants	0	5,641	0	0	5,641	0.00%
Reserves	0	0	0	0	0	
<b>Transfers (to) / From Reserves</b>	0	54,371	0	0	54,371	0.00%
<b>Summary : Community Development Grants and Projects</b>						
Total Operating Revenue	0	0	0	0	0	
Total Operating Expenditure	15,000	69,371	0	0	69,371	0.00%
<b>Net Surplus/ (Deficit) from Operating</b>	(15,000)	(69,371)	0	0	(69,371)	0.00%
Capital Revenue	0	0	0	0	0	
Capital Expenditure	0	0	0	0	0	
<b>Net Surplus/ (Deficit) from Capital</b>	0	0	0	0	0	
Depreciation Contra	0	0	0	0	0	
Loan Funds Raised	0	0	0	0	0	
Proceeds on Sale of Assets	0	0	0	0	0	
Loan Repayments	0	0	0	0	0	
Net Transfer (to) / from Reserves	0	54,371	0	0	54,371	0.00%
<b>Net Result : Community Development Grants and Projects</b>	(15,000)	(15,000)	0	0	(15,000)	0.00%

Function: Economic Affairs	Original Budget 2023/24	Revised Budget as at 30 Sep 2023	Actual as at 31 Dec 2023	Budget Adjustment Required	Revised Budget as at 31 Dec 2023	% Budget Used
<b>Real Estate Rental and Leasing</b>						
<b>Operating Revenue</b>						
Property Leases	75,162	75,162	42,436	0	75,162	56.46%
	0	0	0	0	0	
<b>Total Operating Revenue</b>	75,162	75,162	42,436	0	75,162	56.46%
<b>Expenditure</b>						
Property Expenses	46,736	50,251	55,037	2,159	52,410	105.01%
Depreciation	16,438	16,438	0	0	16,438	0.00%
Interest on Loans	27,988	27,988	10,351	0	27,988	36.98%
<b>Total Operating Expenditure</b>	91,162	94,677	65,388	2,159	96,836	67.52%
<b>Capital Expenditure</b>	0	1,941,110	285,045	0	1,941,110	14.68%
<b>Loan Funds Raised</b>	0	0	0	0	1,500,000	
<b>Loan Principal Repayments</b>	140,105	140,105	0	0	140,105	0.00%
<b>Transfers (to) / From Reserves</b>						
Uncompleted Works	0	0	0	0	0	
Unexpended Grants	0	0	0	0	0	
Land Development Reserve	(13,994)	1,927,116	0	0	1,927,116	0.00%
Crown Lands Reserve	(1,096)	(1,096)	0	0	(1,096)	0.00%
<b>Transfers (to) / From Reserves</b>	(15,090)	1,926,020	0	0	1,926,020	0.00%
<b>Summary : Real Estate Development</b>						
Total Operating Revenue	75,162	75,162	42,436	0	75,162	56.46%
Total Operating Expenditure	91,162	94,677	65,388	2,159	96,836	67.52%
<b>Net Surplus/ (Deficit) from Operating</b>	(16,000)	(19,515)	(22,952)	(2,159)	(21,674)	105.90%
Capital Revenue	0	0	0	0	0	
Capital Expenditure	0	1,941,110	285,045	0	1,941,110	14.68%
<b>Net Surplus/ (Deficit) from Capital</b>	0	(1,941,110)	(285,045)	0	(1,941,110)	14.68%
Add Back: Depreciation Contra	16,438	16,438	0	0	16,438	0.00%
Loan Funds Raised	0	0	0	0	0	
Proceeds on Sale of Assets	0	0	0	0	0	
Loan Repayments	140,105	140,105	0	0	140,105	0.00%
Net Transfer (to) / from Reserves	(15,090)	1,926,020	0	0	1,926,020	0.00%
<b>Net Result : Real Estate Development</b>	(154,757)	(158,272)	(307,996)	(2,159)	(160,431)	-84.92%

Function: Economic Affairs	Original Budget 2023/24	Revised Budget as at 30 Sep 2023	Actual as at 31 Dec 2023	Budget Adjustment Required	Revised Budget as at 31 Dec 2023	% Budget Used
<b>Private Works</b>						
<b>Operating Revenue</b>						
Private Works Income	204,000	204,000	139,801	0	204,000	68.53%
<b>Total Operating Revenue</b>	204,000	204,000	139,801	0	204,000	68.53%
<b>Operating Expenditure</b>						
Private Works Expenditure	193,800	193,800	218,710	0	193,800	112.85%
<b>Total Operating Expenditure</b>	193,800	193,800	218,710	0	193,800	112.85%
<b>Summary : Private Works</b>						
Total Operating Revenue	204,000	204,000	139,801	0	204,000	68.53%
Total Operating Expenditure	193,800	193,800	218,710	0	193,800	112.85%
<b>Net Surplus/ (Deficit) from Operating</b>	10,200	10,200	(78,909)	0	10,200	-773.62%
Capital Revenue	0	0	0	0	0	
Capital Expenditure	0	0	0	0	0	
<b>Net Surplus/ (Deficit) from Capital</b>	0	0	0	0	0	
Depreciation Contra	0	0	0	0	0	
Loan Funds Raised	0	0	0	0	0	
Proceeds on Sale of Assets	0	0	0	0	0	
Loan Repayments	0	0	0	0	0	
Net Transfer (to) / from Reserves	0	0	0	0	0	
<b>Net Result : Private Works</b>	10,200	10,200	(78,909)	0	10,200	-773.62%
<b>Summary : Economic Affairs</b>						
Total Operating Revenue	405,265	414,507	264,568	0	414,507	#VALUE!
Total Operating Expenditure	841,029	911,738	531,053	2,159	913,896	381.70%
<b>Net Surplus/ (Deficit) from Operating</b>	(435,764)	(497,231)	(266,484)	(2,159)	(499,390)	-626.24%
Capital Revenue	0	0	0	0	0	#VALUE!
Capital Expenditure	0	1,941,110	285,045	0	1,941,110	#VALUE!
<b>Net Surplus/ (Deficit) from Capital</b>	0	(1,941,110)	(285,045)	0	(1,941,110)	#VALUE!
Depreciation Contra	78,754	78,754	0	0	78,754	#VALUE!
Loan Funds Raised	0	0	0	0	0	#VALUE!
Proceeds on Sale of Assets	0	0	0	0	0	#VALUE!
Loan Repayments	140,105	140,105	0	0	140,105	#VALUE!
Net Transfer (to) / from Reserves	(19,308)	1,980,934	511	0	1,980,934	#VALUE!
<b>Net Result : Economic Affairs</b>	(516,423)	(518,758)	(551,018)	(2,159)	(520,917)	-737.51%



---

**Delivery Program 2023 to 2027  
Operational Plan 2023-2024**

**Quarterly Budget Review  
Period ended 31 December 2023**

**Capital Expenditure**



**GHC Capital Works 2022-2024**

**Governance**

Title: Governance

Location	Job Description	Funding Source	Original Budget 2023/24	Revised Budget as at 30 Sep 2023	Actual as at 31 Dec 2023	Budget Adjustment Required	Revised Budget as at 31 Dec 2023	% Budget Used
Culcairn Council Chambers	Replace furniture and install new audio visual equipment	Cash	\$ 30,000.00	\$ 30,000.00	\$ -	\$ -	\$ 30,000.00	
				\$ -	\$ -	\$ -	\$ -	
			<b>\$ 30,000.00</b>	<b>\$ 30,000.00</b>	<b>\$ -</b>	<b>\$ -</b>	<b>\$ 30,000.00</b>	<b>0.00%</b>

<b>Total Governance</b>			<b>\$ 30,000.00</b>	<b>\$ 30,000.00</b>	<b>\$ -</b>	<b>\$ -</b>	<b>\$ 30,000.00</b>	<b>0.00%</b>
-------------------------	--	--	---------------------	---------------------	-------------	-------------	---------------------	--------------

**Administration**

Title: Corporate Admin

Location	Job Description	Funding Source	Original Budget 2023/24	Revised Budget as at 30 Sep 2023	Actual as at 31 Dec 2023	Budget Adjustment Required	Revised Budget as at 31 Dec 2023	% Budget Used
Administration Offices	Refurbishment	Cash	\$ 20,000.00	\$ 20,000.00	\$ -	\$ 20,000.00	\$ -	
Holbrook Office - Painting - external	Refurbishment	Cash	\$ -	\$ -	\$ 13,000.00	\$ 18,000.00	\$ 18,000.00	72.22%
Culcairn Office - Painting - external	Refurbishment	Cash				\$ 4,000.00	\$ 4,000.00	
			<b>\$ 20,000.00</b>	<b>\$ 20,000.00</b>	<b>\$ 13,000.00</b>	<b>\$ 2,000.00</b>	<b>\$ 22,000.00</b>	<b>59.09%</b>

Title: Information Technology

Location	Job Description	Funding Source	Original Budget 2023/24	Revised Budget as at 30 Sep 2023	Actual as at 31 Dec 2023	Budget Adjustment Required	Revised Budget as at 31 Dec 2023	% Budget Used
			\$ 40,000.00	\$ 40,000.00	\$ -	\$ -	\$ 40,000.00	
			<b>\$ 40,000.00</b>	<b>\$ 40,000.00</b>	<b>\$ -</b>	<b>\$ -</b>	<b>\$ 40,000.00</b>	<b>-</b>

Title: Engineering Administration

Location	Job Description	Funding Source	Original Budget 2023/24	Revised Budget as at 30 Sep 2023	Actual as at 31 Dec 2023	Budget Adjustment Required	Revised Budget as at 31 Dec 2023	% Budget Used
Director Engineering	Vehicle Replacement	Uncompleted Works/Cash	\$ 20,000.00	\$ 65,000.00	\$ -	\$ -	\$ 65,000.00	0.00%
Manager Traffic & Infrastructure	Vehicle Replacement	Cash	\$ 45,000.00	\$ 45,000.00	\$ -	\$ -	\$ 45,000.00	0.00%
			\$ -	\$ -	\$ -	\$ -	\$ -	
			<b>\$ 65,000.00</b>	<b>\$ 110,000.00</b>	<b>\$ -</b>	<b>\$ -</b>	<b>\$ 110,000.00</b>	<b>0.00%</b>

**Title: Depot Administration and Management**

Location	Job Description	Funding Source	Original Budget 2023/24	Revised Budget as at 30 Sep 2023	Actual as at 31 Dec 2023	Budget Adjustment Required	Revised Budget as at 31 Dec 2023	
Various Depots	Capital Improvements	Cash	\$ 30,800.00	\$ 30,800.00	\$ -	\$ 10,000.00	\$ 40,800.00	0.00%
Culcairn Depot	Wash bay - Oil Separator	Cash	\$ 15,000.00	\$ 15,000.00	\$ 8,527.27	\$ -	\$ 15,000.00	0.00%
Culcairn Depot	Emulsion Tank - Stair Construct	Cash	\$ 10,000.00	\$ 10,000.00	\$ -	\$ -10,000.00	\$ -	0.00%
Jindera Depot	30,000Ltr Bulk Tanker Pad	Cash	\$ 12,000.00	\$ 12,000.00	\$ -	\$ -	\$ 12,000.00	0.00%
Jindera Depot	PA Door	Cash	\$ 2,200.00	\$ 2,200.00	\$ -	\$ -	\$ 2,200.00	0.00%
				\$ -	\$ -	\$ -	\$ -	
			<b>\$ 70,000.00</b>	<b>\$ 70,000.00</b>	<b>\$ 8,983.94</b>	<b>\$ -</b>	<b>\$ 70,000.00</b>	<b>\$ -</b>

**Title: Plant Replacement**

Location	Job Description	Funding Source	Original Budget 2023/24	Revised Budget as at 30 Sep 2023	Actual as at 31 Dec 2023	Budget Adjustment Required	Revised Budget as at 31 Dec 2023	
Engineering	Traffic Counters	Cash	\$ -	\$ 3,886.00	\$ 3,886.10	\$ -	\$ 3,886.00	100.00%
Plant Purchases	Capital expenditure as per plan	Plant Replacement Reserve	\$ 1,145,000.00	\$ 1,145,000.00	\$ 528,102.78	\$ -	\$ 1,145,000.00	48.74%
				\$ -	\$ -	\$ -	\$ -	
			<b>\$ 1,145,000.00</b>	<b>\$ 1,148,886.00</b>	<b>\$ 531,988.88</b>	<b>\$ -</b>	<b>\$ 1,148,886.00</b>	<b>48.92%</b>
<b>Total Administration</b>			<b>\$ 1,340,000.00</b>	<b>\$ 1,498,886.00</b>	<b>\$ 562,956.76</b>	<b>\$ 2,000.00</b>	<b>\$ 1,500,886.00</b>	<b>39.51%</b>

**Public Order & Safety**

**Title: Animal Control**

Location	Job Description	Funding Source	Original Budget 2023/24	Revised Budget as at 30 Sep 2023	Actual as at 31 Dec 2023	Budget Adjustment Required	Revised Budget as at 31 Dec 2023	
				\$ -	\$ -	\$ -	\$ -	
				\$ -	\$ -	\$ -	\$ -	
			\$ -	\$ -	\$ -	\$ -	\$ -	

**Title: Fire Services**

Location	Job Description	Funding Source	Original Budget 2023/24	Revised Budget as at 30 Sep 2023	Actual as at 31 Dec 2023	Budget Adjustment Required	Revised Budget as at 31 Dec 2023	
				\$ -	\$ -	\$ -	\$ -	
				\$ -	\$ -	\$ -	\$ -	
			\$ -	\$ -	\$ -	\$ -	\$ -	0.00%

<b>Total Public Order &amp; Safety</b>			\$ -	\$ -	\$ -	\$ -	\$ -	
--	--	--	------	------	------	------	------	--

**Health Administration**

**Title: Health Administration**

Location	Job Description	Funding Source	Original Budget 2023/24	Revised Budget as at 30 Sep 2023	Actual as at 31 Dec 2023	Budget Adjustment Required	Revised Budget as at 31 Dec 2023	
Manager Waste & Facilities	New/Upgrade	Cash	\$ 45,000.00	\$ 45,000.00	\$ -	\$ -	\$ 45,000.00	
				\$ -	\$ -	\$ -	\$ -	
			\$ 45,000.00	\$ 45,000.00	\$ -	\$ -	\$ 45,000.00	0.00%

<b>Total Health Administration</b>			\$ 45,000.00	\$ 45,000.00	\$ -	\$ -	\$ 45,000.00	0.00%
------------------------------------	--	--	--------------	--------------	------	------	--------------	-------

**Environment****Title: Waste Management**

Location	Job Description	Funding Source	Original Budget 2023/24	Revised Budget as at 30 Sep 2023	Actual as at 31 Dec 2023	Budget Adjustment Required	Revised Budget as at 31 Dec 2023	
Landfill Stations - to be determined	Capital Works	Cash		\$ -	\$ -	\$ -	\$ -	
Culcairn Landfill	New Cells	Cash	\$ 20,000.00	\$ 20,000.00	\$ -	\$ -	\$ 20,000.00	0.00%
				\$ -	\$ -	\$ -	\$ -	
			<b>\$ 20,000.00</b>	<b>\$ 20,000.00</b>	<b>\$ -</b>	<b>\$ -</b>	<b>\$ 20,000.00</b>	<b>0.00%</b>

**Title: Noxious Weeds**

Location	Job Description	Funding Source	Original Budget 2023/24	Revised Budget as at 30 Sep 2023	Actual as at 31 Dec 2023	Budget Adjustment Required	Revised Budget as at 31 Dec 2023	
		Cash		\$ -	\$ -	\$ -	\$ -	
Kubota RTV-X1120 Buggy with Canopy					\$ 29,991.00	\$ 29,991.00	\$ 29,991.00	100.00%
			<b>\$ -</b>	<b>\$ -</b>	<b>\$ 29,991.00</b>	<b>\$ 29,991.00</b>	<b>\$ 29,991.00</b>	<b>100.00%</b>

**Title: Stormwater Drainage**

Location	Job Description	Funding Source	Original Budget 2023/24	Revised Budget as at 30 Sep 2023	Actual as at 31 Dec 2023	Budget Adjustment Required	Revised Budget as at 31 Dec 2023	
Molkentin Road, Jindera			\$ -	\$ -	\$ 51,751.32	\$ -	\$ -	
Molkentin Road, Jindera	Installation of New Culverts under Molkentin Road and construction of Open Drain on Southern side of Molkentin Road to Urana Street (see also R2R)	Uncompleted Works and R2R	\$ -	\$ 226,910.00	\$ 155,761.58	\$ -	\$ 226,910.00	68.64%
Federal Street Drainage, Culcairn	Drainage Extension	Uncompleted Works		\$ 30,000.00	\$ 9,972.38	\$ -	\$ 30,000.00	33.24%
Balfour Street Drainage	Trunk Drainage & Replace K&G	LRCIP		\$ 1,032,936.00	\$ 1,028,522.33	\$ -	\$ 1,032,936.00	99.57%
Holbrook Flood mitigation Works	Construction of levee and associated drainage infrastructure	Subject to Grant	\$ 2,235,107.00	\$ 2,235,107.00	\$ 87,341.81	\$ -	\$ 2,235,107.00	3.91%
Balfour Street Culcairn (North Side Only)	Replace kerb and channel and install drainage (Fraser St to Stock Route North Side to connect new residential estate)	Land Development Reserve	\$ 200,000.00	\$ 200,000.00	\$ 99,654.13	\$ -	\$ 200,000.00	49.83%
Henty	Flood Mitigation Works	Uncompleted Works	\$ -	\$ 27,032.00	\$ -	\$ -	\$ 27,032.00	0.00%
Adam St Jindera	Upgrade of drainage in Adam St (Jindera St to Watson St Drain)	Cash	\$ -	\$ 66,968.00	\$ 47,593.50	\$ -	\$ 66,968.00	
Gerogery Township		Cash	\$ -	\$ -	\$ 8,776.83	\$ -	\$ -	
Brownrigg Street Morven		Cash	\$ -	\$ -	\$ 4,882.50	\$ -	\$ -	
Pioneer Drive Jindera	Culvert Works next to Roundabout at Jindera St	S7.11 Contribution Plan	\$ -	\$ 53,527.95	\$ 53,527.95	\$ -	\$ 53,527.95	
Urana Street	Drainage Extension	Cash	\$ -	\$ -	\$ 49,364.02	\$ -	\$ -	
			<b>\$ 2,435,107.00</b>	<b>\$ 3,872,480.95</b>	<b>\$ 1,597,148.35</b>	<b>\$ -</b>	<b>\$ 3,872,480.95</b>	<b>41.24%</b>

**Total Environment**

<b>\$ 2,455,107.00</b>	<b>\$ 3,892,480.95</b>	<b>\$ 1,627,139.35</b>	<b>\$ 29,991.00</b>	<b>\$ 3,922,471.95</b>	<b>41.48%</b>
------------------------	------------------------	------------------------	---------------------	------------------------	---------------

**Community Services & Education**

**Title: Family Day Care**

Location	Job Description	Funding Source	Original Budget 2023/24	Revised Budget as at 30 Sep 2023	Actual as at 31 Dec 2023	Budget Adjustment Required	Revised Budget as at 31 Dec 2023	
Manager Community Services	Vehicle Replacement for Pathfir	Family Day Care Reserve	\$ -	\$ -	\$ -	\$ -	\$ -	
Children Services pool car	Vehicle Replacement for Monde	Family Day Care Reserve	\$ -	\$ -	\$ -	\$ -	\$ -	
Children Services pool car	Vehicle Replacement for Focus	Family Day Care Reserve						
Children Services pool car	Vehicle Replacement for Focus	Family Day Care Reserve						
Children Services pool car	Vehicle Replacement for Cruze	Family Day Care Reserve						
Children Services Business Manager		Family Day Care Reserve		\$ -	\$ 39,449.56	\$ -	\$ -	
			<b>\$ -</b>	<b>\$ -</b>	<b>\$ 39,449.56</b>	<b>\$ -</b>	<b>\$ -</b>	

**Title: Children Services - Henty**

Location	Job Description	Funding Source	Original Budget 2023/24	Revised Budget as at 30 Sep 2023	Actual as at 31 Dec 2023	Budget Adjustment Required	Revised Budget as at 31 Dec 2023	
			\$ -	\$ -	\$ -	\$ -	\$ -	
			<b>\$ -</b>	<b>\$ -</b>	<b>\$ -</b>	<b>\$ -</b>	<b>\$ -</b>	

**Title: Children Services - Holbrook**

Location	Job Description	Funding Source	Original Budget 2023/24	Revised Budget as at 30 Sep 2023	Actual as at 31 Dec 2023	Budget Adjustment Required	Revised Budget as at 31 Dec 2023	
Holbrook Children Services	New Shade Sails	Cash			\$ 4,600.00	\$ 4,600.00	\$ 4,600.00	100.00%
			<b>\$ -</b>	<b>\$ -</b>	<b>\$ 4,600.00</b>	<b>\$ 4,600.00</b>	<b>\$ 4,600.00</b>	<b>100.00%</b>

**Title: Youth Services**

Location	Job Description	Funding Source	Original Budget 2023/24	Revised Budget as at 30 Sep 2023	Actual as at 31 Dec 2023	Budget Adjustment Required	Revised Budget as at 31 Dec 2023	
				\$ -	\$ -	\$ -	\$ -	
			<b>\$ -</b>	<b>\$ -</b>	<b>\$ -</b>	<b>\$ -</b>	<b>\$ -</b>	

**Title: Community Housing**

Location	Job Description	Funding Source	Original Budget 2023/24	Revised Budget as at 30 Sep 2023	Actual as at 31 Dec 2023	Budget Adjustment Required	Revised Budget as at 31 Dec 2023	
7 Black Street	Painting/Carpet	Culcairn Community Housing Reserve	\$ 18,000.00	\$ 18,000.00	\$ -	\$ -	\$ 18,000.00	0.00%
11 Elizabeth Street	Painting/Airconditioner/Carpet	Culcairn Community Housing Reserve	\$ 25,000.00	\$ 25,000.00	\$ -	\$ -	\$ 25,000.00	0.00%
			<b>\$ -</b>	<b>\$ -</b>	<b>\$ -</b>	<b>\$ -</b>	<b>\$ -</b>	
			<b>\$ 43,000.00</b>	<b>\$ 43,000.00</b>	<b>\$ -</b>	<b>\$ -</b>	<b>\$ 43,000.00</b>	<b>0.00%</b>

**Title: Frampton Court Rental Units**

Location	Job Description	Funding Source	Original Budget 2023/24	Revised Budget as at 30 Sep 2023	Actual as at 31 Dec 2023	Budget Adjustment Required	Revised Budget as at 31 Dec 2023	
Frampton Court	Refurbishment	Frampton Court Reserve	\$ 24,000.00	\$ 16,317.00		-\$ 5,620.00	\$ 10,697.00	0.00%
Frampton Court	Unit 6 Refurbishment	Frampton Court Reserve	\$ -	\$ 4,054.00	\$ 9,673.63	\$ 5,620.00	\$ 9,674.00	100.00%
Frampton Court	Unit 11 Capital Works	Frampton Court Reserve	\$ -	\$ 3,629.00	\$ 3,628.55	\$ -	\$ 3,629.00	99.99%
				\$ -	\$ -	\$ -	\$ -	
			<b>\$ 24,000.00</b>	<b>\$ 24,000.00</b>	<b>\$ 13,302.18</b>	<b>\$ -</b>	<b>\$ 24,000.00</b>	<b>55.43%</b>

**Title: Kala Court Rental Units**

Location	Job Description	Funding Source	Original Budget 2023/24	Revised Budget as at 30 Sep 2023	Actual as at 31 Dec 2023	Budget Adjustment Required	Revised Budget as at 31 Dec 2023	
Kala Court	Refurbishment	Kala Court Rental Units Reserve	\$ 28,000.00	\$ 28,000.00	\$ -	\$ -	\$ 28,000.00	0.00%
					\$ -	\$ -		
			<b>\$ 28,000.00</b>	<b>\$ 28,000.00</b>	<b>\$ -</b>	<b>\$ -</b>	<b>\$ 28,000.00</b>	<b>0.00%</b>

**Title: Kala Court Self Funded Units**

Location	Job Description	Funding Source	Original Budget 2023/24	Revised Budget as at 30 Sep 2023	Actual as at 31 Dec 2023	Budget Adjustment Required	Revised Budget as at 31 Dec 2023	
Kala Court	Refurbishment	Kala Court Rental Units Reserve	\$ 28,000.00	\$ 20,552.00	\$ -	-\$ 20,552.00	\$ -	
Kala Court	Unit 5	Kala Court Rental Units Reserve	\$ -	\$ 3,724.00	\$ 3,724.10	\$ -	\$ 3,724.00	100.00%
Kala Court	Unit 7	Kala Court Rental Units Reserve	\$ -	\$ 3,724.00	\$ 3,724.10	\$ -	\$ 3,724.00	100.00%
			\$ -	\$ -	\$ 23,922.81	\$ 23,923.00	\$ 23,923.00	100.00%
			<b>\$ 28,000.00</b>	<b>\$ 28,000.00</b>	<b>\$ 31,371.01</b>	<b>\$ 3,371.00</b>	<b>\$ 31,371.00</b>	<b>100.00%</b>

**Title: Culcairn Aged Care Rental Units**

Location	Job Description	Funding Source	Original Budget 2023/24	Revised Budget as at 30 Sep 2023	Actual as at 31 Dec 2023	Budget Adjustment Required	Revised Budget as at 31 Dec 2023	
Aged Care Unit Refurbishment	Refurbishment	Culcairn Aged Care Rental Units Reserve	\$ 15,000.00	\$ 12,336.00	\$ -	\$ -	\$ 12,336.00	0.00%
Aged Care Unit Refurbishment	Unit 9 Refurb	Culcairn Aged Care Rental Units Reserve	\$ -	\$ 2,664.00	\$ 2,663.80	\$ -	\$ 2,664.00	99.99%
					\$ -	\$ -	\$ -	
				\$ -	\$ -	\$ -	\$ -	
			<b>\$ 15,000.00</b>	<b>\$ 15,000.00</b>	<b>\$ 2,663.80</b>	<b>\$ -</b>	<b>\$ 15,000.00</b>	<b>17.76%</b>

**Title: Jindera Aged Care Rental Units**

Location	Job Description	Funding Source	Original Budget 2023/24	Revised Budget as at 30 Sep 2023	Actual as at 31 Dec 2023	Budget Adjustment Required	Revised Budget as at 31 Dec 2023	
Aged Care Unit Refurbishment	Refurbishment	Jindera Aged Care Rental Units Reserve	\$ 15,000.00	\$ 15,000.00	\$ -	\$ -	\$ 15,000.00	0.00%
					\$ -	\$ -		
			<b>\$ 15,000.00</b>	<b>\$ 15,000.00</b>	<b>\$ -</b>	<b>\$ -</b>	<b>\$ 15,000.00</b>	<b>0.00%</b>

**Total Community Services & Education**

<b>\$ 153,000.00</b>	<b>\$ 153,000.00</b>	<b>\$ 91,386.55</b>	<b>\$ 7,971.00</b>	<b>\$ 160,971.00</b>	<b>56.77%</b>
----------------------	----------------------	---------------------	--------------------	----------------------	---------------

**Housing & Community Amenities**

**Title: Cemeteries**

Location	Job Description	Funding Source	Original Budget 2023/24	Revised Budget as at 30 Sep 2023	Actual as at 31 Dec 2023	Budget Adjustment Required	Revised Budget as at 31 Dec 2023	
Various Cemeteries	Plinth Repacements	Cash	\$ 5,000.00	\$ 5,000.00	\$ -	\$ -	\$ 5,000.00	0.00%
Moorwatha Cemetery	Fence Installation	Cash	\$ 5,000.00	\$ 5,000.00	\$ -	\$ -	\$ 5,000.00	0.00%
Walla Walla Cemetery	Watering Systems	Cash	\$ -	\$ 10,000.00	\$ -	\$ -	\$ 10,000.00	0.00%
Jindera Cemetery	Watering Systems	Cash	\$ -	\$ 10,000.00	\$ -	\$ -	\$ 10,000.00	0.00%
Holbrook Cemetery	Rose Garden	Cash	\$ -	\$ -	\$ -	\$ -	\$ -	
			<b>\$ 10,000.00</b>	<b>\$ 30,000.00</b>	<b>\$ -</b>	<b>\$ -</b>	<b>\$ 30,000.00</b>	<b>\$ -</b>

**Title: Town Planning**

Location	Job Description	Funding Source	Original Budget 2023/24	Revised Budget as at 30 Sep 2023	Actual as at 31 Dec 2023	Budget Adjustment Required	Revised Budget as at 31 Dec 2023	
IT Services	Planning Platform Software	Cash	\$ -	\$ 32,662.41	\$ 5,384.88	\$ -	\$ 32,662.41	16.49%
			<b>\$ -</b>	<b>\$ 32,662.41</b>	<b>\$ 5,384.88</b>	<b>\$ -</b>	<b>\$ 32,662.41</b>	<b>\$ 0.16</b>

**Title: Public Conveniences**

Location	Job Description	Funding Source	Original Budget 2023/24	Revised Budget as at 30 Sep 2023	Actual as at 31 Dec 2023	Budget Adjustment Required	Revised Budget as at 31 Dec 2023	
To be allocated	Public Toilets Upgrade	Cash\Uncompleted Works	\$ -	\$ 120,000.00	\$ -	\$ -	\$ 120,000.00	0.00%
Gallipoli Victoria Cross Rest Area, Holbrook Toilet Upgrade	Public Toilets Upgrade	Uncompleted Works		\$ 40,000.00	\$ -	\$ -	\$ 40,000.00	0.00%
Jindera Rec Ground	Yarra 3 Toilet Amenities			\$ -	\$ -	\$ -	\$ -	
Holbrook	Lights	Grant		\$ -	\$ 2,205.00	\$ 2,205.00	\$ 2,205.00	100.00%
			<b>\$ -</b>	<b>\$ 160,000.00</b>	<b>\$ 2,205.00</b>	<b>\$ 2,205.00</b>	<b>\$ 162,205.00</b>	<b>1.36%</b>

**Title: Council Owned Housing**

Location	Job Description	Funding Source	Original Budget 2023/24	Revised Budget as at 30 Sep 2023	Actual as at 31 Dec 2023	Budget Adjustment Required	Revised Budget as at 31 Dec 2023	
		Contribution		\$ -	\$ 5,076.00	\$ 5,076.00	\$ 5,076.00	100.00%
		Contribution		\$ -	\$ 11,875.58	\$ 11,875.58	\$ 11,875.58	100.00%
			<b>\$ -</b>	<b>\$ -</b>	<b>\$ 16,951.58</b>	<b>\$ 16,951.58</b>	<b>\$ 16,951.58</b>	<b>\$ 2.00</b>

**Title: Other Community Amenities**

Location	Job Description	Funding Source	Original Budget 2023/24	Revised Budget as at 30 Sep 2023	Actual as at 31 Dec 2023	Budget Adjustment Required	Revised Budget as at 31 Dec 2023	
Wirraminna	Construction of Footbridges	Contribution		\$ -	\$ -	\$ 22,581.00	\$ 22,581.00	0.00%
			<b>\$ -</b>	<b>\$ -</b>	<b>\$ -</b>	<b>\$ 22,581.00</b>	<b>\$ 22,581.00</b>	<b>0.00%</b>

**Total Housing & Community Amenities**

<b>\$ 10,000.00</b>	<b>\$ 255,324.82</b>	<b>\$ 24,541.46</b>	<b>\$ 19,156.58</b>	<b>\$ 211,818.99</b>	<b>11.59%</b>
---------------------	----------------------	---------------------	---------------------	----------------------	---------------

**Water Supplies**

**Title: Villages Water Supply**

Location	Job Description	Funding Source	Original Budget 2023/24	Revised Budget as at 30 Sep 2023	Actual as at 31 Dec 2023	Budget Adjustment Required	Revised Budget as at 31 Dec 2023	
Villages Water Supply	New Service Connections	Water Fund Reserves		\$ 2,101.00	\$ 27,284.76	\$ 25,183.76	\$ 27,284.76	100.00%
Villages Water Supply	Jindera Recreation Ground - Loop WM between Dight St to Pech Av Access Lane (250M)	Water Fund Reserves	\$ 50,000.00	\$ 50,000.00	\$ -	\$ -	\$ 50,000.00	0.00%
Villages Water Supply	Hawthorn Rd - Upgrade 500m	Water Fund Reserves	\$ 250,000.00	\$ 250,000.00	\$ -	\$ -	\$ 250,000.00	
Villages Water Supply	Jindera Gap Ladder	Water Fund Reserves	\$ 40,000.00	\$ 40,000.00	\$ 38,605.70	\$ -	\$ 40,000.00	96.51%
Villages Water Supply	Little Brock Reservoir - Access	Water Fund Reserves	\$ 10,000.00	\$ 10,000.00	\$ -	\$ -	\$ 10,000.00	0.00%
Villages Water Supply	4 Reservoirs - Level Monitoring	Water Fund Reserves	\$ 42,000.00	\$ 42,000.00	\$ -	\$ -	\$ 42,000.00	0.00%
Villages Water Supply	4 Internal ladders for 4 reserv	Water Fund Reserves	\$ 30,000.00	\$ 30,000.00	\$ -	\$ -	\$ 30,000.00	0.00%
Villages Water Supply	Water Mains Extension Edward	Water Fund Reserves	\$ -	\$ 6,741.00	\$ 7,991.99	\$ 1,250.99	\$ 7,991.99	
			<b>\$ 422,000.00</b>	<b>\$ 430,842.00</b>	<b>\$ 73,882.45</b>	<b>\$ 26,434.75</b>	<b>\$ 457,276.75</b>	<b>16.16%</b>

**Title: Culcairn Water Supply**

Location	Job Description	Funding Source	Original Budget 2023/24	Revised Budget as at 30 Sep 2023	Actual as at 31 Dec 2023	Budget Adjustment Required	Revised Budget as at 31 Dec 2023	
Villages Water Supply	New Service Connections	Water Fund Reserves		\$ -	\$ 165.72	\$ 165.72	\$ 165.72	100.00%
Culcairn Water Supply	Water Mains Replacement	Water Fund Reserves	\$ 50,000.00	\$ 50,000.00	\$ -	\$ -	\$ 50,000.00	0.00%
Culcairn Water Supply	Water Service Replacement	Water Fund Reserves	\$ 15,000.00	\$ 15,000.00	\$ -	\$ -	\$ 15,000.00	0.00%
Culcairn Water Supply	Bore 2 Pump Replacement (20	Water Fund Reserves	\$ 15,000.00	\$ 15,000.00	\$ -	\$ -	\$ 15,000.00	0.00%
Culcairn Water Supply	Dosing Shed Replacement	Water Fund Reserves	\$ 15,000.00	\$ 15,000.00	\$ 7,394.20	\$ -	\$ 15,000.00	
			<b>\$ 95,000.00</b>	<b>\$ 95,000.00</b>	<b>\$ 7,559.92</b>	<b>\$ 165.72</b>	<b>\$ 95,165.72</b>	<b>7.94%</b>

**Total Water Supplies**

			<b>\$ 517,000.00</b>	<b>\$ 525,842.00</b>	<b>\$ 81,442.37</b>	<b>\$ 26,600.47</b>	<b>\$ 552,442.47</b>	<b>14.74%</b>
--	--	--	----------------------	----------------------	---------------------	---------------------	----------------------	---------------



**Sewerage Services**

**Title: Burrumbuttock Sewer Scheme**

Location	Job Description	Funding Source	Original Budget 2023/24	Revised Budget as at 30 Sep 2023	Actual as at 31 Dec 2023	Budget Adjustment Required	Revised Budget as at 31 Dec 2023	
Burrumbuttock Sewer	New Oxidation Ponds	Sewerage Funds Reserve	\$ 100,000.00	\$ 100,000.00	\$ -	\$ -	\$ 100,000.00	0.00%
			<b>\$ 100,000.00</b>	<b>\$ 100,000.00</b>	<b>\$ -</b>	<b>\$ -</b>	<b>\$ 100,000.00</b>	<b>0.00%</b>

**Title: Jindera Sewer Scheme**

Location	Job Description	Funding Source	Original Budget 2023/24	Revised Budget as at 30 Sep 2023	Actual as at 31 Dec 2023	Budget Adjustment Required	Revised Budget as at 31 Dec 2023	
Jindera Sewer	Sewer Main Relining	Sewerage Funds Reserve	\$ 100,000.00	\$ 100,000.00	\$ -	\$ -	\$ 100,000.00	0.00%
Jindera Sewer		Sewerage Funds Reserve	\$ -	\$ -	\$ 2,100.00	\$ 2,100.00	\$ 2,100.00	100.00%
Jindera Sewer	Smoke Testing	Sewerage Funds Reserve	\$ 50,000.00	\$ 50,000.00	\$ -	\$ -	\$ 50,000.00	0.00%
			<b>\$ 150,000.00</b>	<b>\$ 150,000.00</b>	<b>\$ 2,100.00</b>	<b>\$ 2,100.00</b>	<b>\$ 152,100.00</b>	<b>1.38%</b>

**Title: Culcairn Sewer Scheme**

Location	Job Description	Funding Source	Original Budget 2023/24	Revised Budget as at 30 Sep 2023	Actual as at 31 Dec 2023	Budget Adjustment Required	Revised Budget as at 31 Dec 2023	
Culcairn Sewer	Sewer Main Relining	Sewerage Funds Reserve	\$ 10,000.00	\$ 10,000.00	\$ -	\$ -	\$ 10,000.00	0.00%
Culcairn Sewer	Replace Tanks on Aerators	Sewerage Funds Reserve	\$ 60,000.00	\$ 60,000.00	\$ -	\$ -	\$ 60,000.00	
Culcairn Sewer	PS No3 - Pump 2 Replacement	Sewerage Funds Reserve	\$ 8,000.00	\$ 8,000.00	\$ -	\$ -	\$ 8,000.00	
Culcairn Sewer	Reuse Analyser Replacement	Sewerage Funds Reserve	\$ 10,000.00	\$ 10,000.00	\$ -	\$ -	\$ 10,000.00	
Culcairn Sewer	Reuse Storage Tank Liner Rep	Sewerage Funds Reserve	\$ 15,000.00	\$ 15,000.00	\$ -	\$ -	\$ 15,000.00	
Culcairn Sewer	SPS Pump Replacement PS N	Sewerage Funds Reserve	\$ 8,000.00	\$ 11,294.00	\$ 11,294.30	\$ -	\$ 11,294.00	
Culcairn Sewer	New Sludge Lagoon	Sewerage Funds Reserve	\$ -	\$ -	\$ 11,102.50	\$ 11,102.50	\$ 11,102.50	
Culcairn Sewer	New Sludge Lagoon	Sewerage Funds Reserve	\$ -	\$ -	\$ 18,574.90	\$ 18,574.90	\$ 18,574.90	
			<b>\$ 111,000.00</b>	<b>\$ 114,294.00</b>	<b>\$ 40,971.70</b>	<b>\$ 29,677.40</b>	<b>\$ 143,971.40</b>	<b>28.46%</b>

**Title: Henty Sewer Scheme**

Location	Job Description	Funding Source	Original Budget 2023/24	Revised Budget as at 30 Sep 2023	Actual as at 31 Dec 2023	Budget Adjustment Required	Revised Budget as at 31 Dec 2023	
Henty Sewer	Sewer Main Relining	Sewerage Funds Reserve	\$ 10,000.00	\$ 10,000.00	\$ 15,428.67	\$ 5,428.67	\$ 15,428.67	100.00%
Henty Sewer	Replace PLC & Switch Board U	Sewerage Funds Reserve	\$ 20,000.00	\$ 20,000.00	\$ -	\$ -	\$ 20,000.00	0.00%
Henty Sewer	Reuse Analyser Replacement (	Sewerage Funds Reserve	\$ 10,000.00	\$ 10,000.00	\$ -	\$ -	\$ 10,000.00	0.00%
Henty Sewer	Re-use Scheme Dosing Pumps	Sewerage Funds Reserve		\$ -	\$ -	\$ -	\$ -	
Henty Sewer	Re-use Scheme Delivery Pump	Sewerage Funds Reserve		\$ -	\$ -	\$ -	\$ -	
Henty Sewer	Bearing Renewal - Aerator	Sewerage Funds Reserve		\$ -	\$ -	\$ -	\$ -	
Henty Sewer	New Sludge Lagoon	Sewerage Funds Reserve	\$0	\$ -	\$ 19,715.01	\$ 19,715.01	\$ 19,715.01	100.00%
Henty Sewer	Replace pontoon and aerators	Sewerage Funds Reserve	\$60,000	\$ 60,000.00	\$ -	\$ -	\$ 60,000.00	0.00%
			<b>\$ 100,000.00</b>	<b>\$ 100,000.00</b>	<b>\$ 35,143.68</b>	<b>\$ 25,143.68</b>	<b>\$ 125,143.68</b>	<b>28.08%</b>

**Title: Holbrook Sewer Scheme**

Location	Job Description	Funding Source	Original Budget 2023/24	Revised Budget as at 30 Sep 2023	Actual as at 31 Dec 2023	Budget Adjustment Required	Revised Budget as at 31 Dec 2023	
Holbrook Sewer	Sewer main relining	Sewerage Funds Reserve	\$ 25,000.00	\$ 25,000.00	\$ 9,164.63	\$ -	\$ 25,000.00	36.66%
Holbrook Sewer	Smoke Testing	Sewerage Funds Reserve	\$ 50,000.00	\$ 50,000.00	\$ -	\$ -	\$ 50,000.00	0.00%
Holbrook Sewer	Mains Repairs	Sewerage Funds Reserve	\$ 100,000.00	\$ 100,000.00	\$ -	\$ -	\$ 100,000.00	0.00%
Holbrook Sewer	Create Levy around Water Tre:	Sewerage Funds Reserve		\$ -	\$ -	\$ -	\$ -	
Holbrook Sewer	Solar Pontoon for tertiary pond	Sewerage Funds Reserve	\$ 60,000.00	\$ 60,000.00	\$ -	\$ -	\$ 60,000.00	0.00%
Holbrook Sewer	SPS 1- Inlet Works	Sewerage Funds Reserve	\$ 20,000.00	\$ 20,000.00	\$ -	\$ -	\$ 20,000.00	0.00%
Holbrook Sewer	SPS 2 - pump 2 upgrade	Sewerage Funds Reserve	\$ 10,000.00	\$ 10,000.00	\$ 4,269.04	\$ -	\$ 10,000.00	42.69%
Holbrook Sewer	SPS 3 - pump 2 upgrade	Sewerage Funds Reserve	\$ 10,000.00	\$ 10,000.00	\$ -	\$ -	\$ 10,000.00	0.00%
			<b>\$ 275,000.00</b>	<b>\$ 275,000.00</b>	<b>\$ 13,433.67</b>	<b>\$ -</b>	<b>\$ 275,000.00</b>	<b>4.88%</b>

**Title: Walla Walla Sewer Scheme**

Location	Job Description	Funding Source	Original Budget 2023/24	Revised Budget as at 30 Sep 2023	Actual as at 31 Dec 2023	Budget Adjustment Required	Revised Budget as at 31 Dec 2023	
Walla Walla Sewer	Sewer main relining	Sewerage Funds Reserve	\$ 5,000.00	\$ 5,000.00	\$ -	\$ -	\$ 5,000.00	0.00%
			<b>\$ 5,000.00</b>	<b>\$ 5,000.00</b>	<b>\$ -</b>	<b>\$ -</b>	<b>\$ 5,000.00</b>	<b>0.00%</b>

<b>Total Sewerage Services</b>			<b>\$ 741,000.00</b>	<b>\$ 744,294.00</b>	<b>\$ 91,649.05</b>	<b>\$ 56,921.08</b>	<b>\$ 801,215.08</b>	<b>11.44%</b>
--------------------------------	--	--	----------------------	----------------------	---------------------	---------------------	----------------------	---------------

**Recreation & Culture**

**Title: Halls**

Location	Job Description	Funding Source	Original Budget 2023/24	Revised Budget as at 30 Sep 2023	Actual as at 31 Dec 2023	Budget Adjustment Required	Revised Budget as at 31 Dec 2023	
Various Halls	To be determined	Cash	\$ 5,000.00	\$ 5,000.00	\$ -	-\$ 5,000.00	\$ -	
Gerogery	Hall Improvements	Villages Vote carried forward amount		\$ 16,606.00	\$ 39,190.00	\$ 22,584.00	\$ 39,190.00	100.00%
Walla Walla	Floor Repairs	Cash	\$ 100,000.00	\$ 100,000.00	\$ -	\$ -	\$ 100,000.00	0.00%
Walla Walla	Carpet in WAW CS Area	Cash	\$ 10,000.00	\$ 10,000.00	\$ 2,995.00	\$ 4,500.00	\$ 14,500.00	20.66%
Gerogery	Restumping	Cash	\$ 10,000.00	\$ 10,000.00	\$ -	-\$ 10,000.00	\$ -	
Burrumbuttock	Restumping	Cash	\$ 10,000.00	\$ 10,000.00	\$ -	-\$ 10,000.00	\$ -	
Cookardinia	Removal of Asbestos in Floor	Cash	\$ 35,000.00	\$ 35,000.00	\$ -	\$ -	\$ 35,000.00	0.00%
			<b>\$ 170,000.00</b>	<b>\$ 186,606.00</b>	<b>\$ 42,185.00</b>	<b>\$ 2,084.00</b>	<b>\$ 188,690.00</b>	<b>22.36%</b>

**Title: Libraries**

Location	Job Description	Funding Source	Original Budget 2023/24	Revised Budget as at 30 Sep 2023	Actual as at 31 Dec 2023	Budget Adjustment Required	Revised Budget as at 31 Dec 2023	
Culcairn Library	Airconditioner Replacement	Uncompleted Works	\$ -	\$ -	\$ 10,084.10	\$ 10,084.10	\$ 10,084.10	100.00%
Henty Library	Refurbishment	Library Infrastructure Grant	\$ -	\$ 162,587.00	\$ 44,482.46	\$ -	\$ 162,587.00	27.36%
			<b>\$ -</b>	<b>\$ 162,587.00</b>	<b>\$ 54,566.56</b>	<b>\$ 10,084.10</b>	<b>\$ 172,671.10</b>	<b>31.60%</b>

**Title: Museums**

Location	Job Description	Funding Source	Original Budget 2023/24	Revised Budget as at 30 Sep 2023	Actual as at 31 Dec 2023	Budget Adjustment Required	Revised Budget as at 31 Dec 2023	
				\$ -	\$ -	\$ -	\$ -	
				\$ -	\$ -	\$ -	\$ -	
			<b>\$ -</b>	<b>\$ -</b>	<b>\$ -</b>	<b>\$ -</b>	<b>\$ -</b>	

Title: Swimming Pools

Location	Job Description	Funding Source	Original Budget 2023/24	Revised Budget as at 30 Sep 2023	Actual as at 31 Dec 2023	Budget Adjustment Required	Revised Budget as at 31 Dec 2023	
Walla Walla/Culcairn/Jindera (To be determined)	Design - New Pool	Cash	\$ 25,000.00	\$ 25,000.00	\$ -	-\$ 25,000.00	\$ -	
Walla Walla Pool	Amenities Upgrade	Uncompleted Works		\$ 35,000.00	\$ -	-\$ 35,000.00	\$ -	
Culcairn Pool	Watering System	Uncompleted Works		\$ 10,000.00	\$ -	\$ -	\$ 10,000.00	0.00%
Culcairn Pool	Sand Filter Replacement	Uncompleted Works		\$ 55,656.01	\$ 49,804.89	\$ -	\$ 55,656.01	89.49%
Culcairn Pool	Amenities - (mens)	Uncompleted Works		\$ 4,020.00	\$ 3,823.78	-\$ 196.22	\$ 3,823.78	100.00%
Holbrook	New Shed	Grant		\$ 15,340.09	\$ 16,108.08	\$ 767.99	\$ 16,108.08	
Holbrook Pool	Watering System	Uncompleted Works		\$ 10,000.00	\$ -	\$ -	\$ 10,000.00	0.00%
Walla Walla Pool	Watering System	Uncompleted Works		\$ 10,000.00	\$ -	\$ -	\$ 10,000.00	0.00%
Walla Walla Pool	Pool Cleaner Replacements	Uncompleted Works		\$ 14,000.00	\$ -	\$ -	\$ 14,000.00	0.00%
Culcairn Pool	Solar Heating	cash	\$ 30,000.00	\$ 30,000.00	\$ 25,659.09	-\$ 4,340.91	\$ 25,659.09	100.00%
Jindera Pool	Sand Filter Replacement	Uncompleted Works		\$ 30,000.00	\$ 13,803.28	\$ -	\$ 30,000.00	46.01%
Jindera Pool	Toilet Facilities Upgrade	Uncompleted Works		\$ 30,000.00	\$ 34,310.00	\$ 4,310.00	\$ 34,310.00	100.00%
Jindera Pool	Replace Pool Shell due to crack	LRCIP		\$ 125,000.00	\$ 13,265.92	\$ -	\$ 125,000.00	10.61%
Jindera Pool	Pool Pump	Uncompleted Works		\$ 5,594.70	\$ 5,594.70	\$ -	\$ 5,594.70	100.00%
Culcairn Pool	Upgrade filter plant	Uncompleted Works		\$ 8,749.29	\$ -	\$ -	\$ 8,749.29	
Culcairn Pool	Pump Replacement				\$ 9,942.00	\$ 9,500.00	\$ 9,500.00	
Walla Walla Pool	Box Guard Upgrade			\$ -	\$ -	\$ 50,000.00	\$ 50,000.00	0.00%
			<b>\$ 55,000.00</b>	<b>\$ 408,360.09</b>	<b>\$ 172,311.74</b>	<b>\$ 40.86</b>	<b>\$ 408,400.95</b>	<b>\$ 5.46</b>

**Title: Sporting Fields & Recreation Grounds**

Location	Job Description	Funding Source	Original Budget 2023/24	Revised Budget as at 30 Sep 2023	Actual as at 31 Dec 2023	Budget Adjustment Required	Revised Budget as at 31 Dec 2023	
To be determined	Sporting Fields & Rec Grounds	Cash		\$ -	\$ -	\$ -	\$ -	
Jindera Netball Club	Club Rooms	Grant		\$ 156,641.60	\$ -	\$ -	\$ 156,641.60	0.00%
Culcairn Rec Reserve	Seating	Grant		\$ 4,403.64	\$ -	\$ -	\$ 4,403.64	0.00%
Culcairn Rec Reserve	Floodlights	Grant		\$ -	\$ 21,021.71	\$ 21,022.00	\$ 21,022.00	100.00%
Burrumbuttock Rec Ground	Replace Playground Equipmen	Uncompleted Works		\$ 70,000.00	\$ -	\$ -	\$ 70,000.00	0.00%
Henty Showground	New Shed	Stronger Country Communities Fund		\$ 124,998.11	\$ 131,771.57	\$ -	\$ 124,998.11	105.42%
Henty Showground	power	Stronger Country Communities Fund		\$ -	\$ 13,702.50	\$ 13,702.50	\$ 13,702.50	100.00%
Jindera Rec Ground	Install all ability swing in advent	Cash	\$ 80,000.00	\$ 80,000.00	\$ -	\$ -	\$ 80,000.00	0.00%
Burrumbuttock	Capital Upgrades	Uncompleted Works		\$ 52,500.00	\$ 47,250.00	\$ -	\$ 52,500.00	90.00%
Burrumbuttock	Amenities Block	Grants		\$ 385,433.64	\$ 81,776.32	\$ -	\$ 385,433.64	21.22%
Henty (Paech Oval) , Walbundrie, Brocklesby	New Cricket Wickets (Council p	Cash	\$ 15,000.00	\$ 15,000.00	\$ -	\$ -	\$ 15,000.00	0.00%
Hanel Lookout	Upgrade	Cash		\$ 1,295.95	\$ 4,235.95	\$ 2,940.00	\$ 4,235.95	100.00%
Burrumbuttock	Multipurpose Centre	Grants/Contributions		\$ -	\$ 11,550.00	\$ -	\$ -	
Walla Walla Sportsground	Resurface Netball Courts	Grants/Contributions		\$ -	\$ -	\$ 60,000.00	\$ 60,000.00	0.00%
			<b>\$ 95,000.00</b>	<b>\$ 890,272.94</b>	<b>\$ 311,308.05</b>	<b>\$ 97,664.50</b>	<b>\$ 987,937.44</b>	<b>31.51%</b>

**Title: Parks & Gardens**

Location	Job Description	Funding Source	Original Budget 2023/24	Revised Budget as at 30 Sep 2023	Actual as at 31 Dec 2023	Budget Adjustment Required	Revised Budget as at 31 Dec 2023	
To be determined	Parks & Gardens Improvement	Cash		\$ -	\$ -	\$ -	\$ -	
Undertake clean up of Government Dam Reserve	Henty	Uncompleted Works		\$ 7,749.00	\$ 14,384.06	\$ 6,635.00	\$ 14,384.00	100.00%
Jindera	Adventure Playground Jindera	Funded from Land sales		\$ 412.46	\$ 1,777.46	\$ 1,365.00	\$ 1,777.46	100.00%
Jindera Pioneer Park	Install concrete path	Cash	\$ 40,000.00	\$ 40,000.00	\$ -	\$ -	\$ 40,000.00	0.00%
Jindera playground/skatepark	Install CCTV System	Cash	\$ 30,000.00	\$ 30,000.00	\$ 3,340.91	\$ -	\$ 30,000.00	11.14%
Culcarim	Relocation of Eric Thomas Park Footbridge	Cash	\$ 50,000.00	\$ 50,000.00	\$ -	\$ -	\$ 50,000.00	0.00%
Holbrook	Holbrook Dog Park	Grant		\$ 80,000.00	\$ 4,252.50	\$ -	\$ 80,000.00	5.32%
				\$ -	\$ -	\$ -	\$ -	
			<b>\$ 120,000.00</b>	<b>\$ 208,161.46</b>	<b>\$ 23,754.93</b>	<b>\$ 8,000.00</b>	<b>\$ 216,161.46</b>	<b>10.99%</b>

**Total Recreation & Culture**

**\$ 440,000.00    \$ 1,855,987.49    \$ 604,126.28    \$ 117,873.46    \$ 1,973,860.95    30.61%**

**Manufacturing & Mining****Title: Building Control**

Location	Job Description	Funding Source	Original Budget 2023/24	Revised Budget as at 30 Sep 2023	Actual as at 31 Dec 2023	Budget Adjustment Required	Revised Budget as at 31 Dec 2023	
Environmental Health & Building Surveyor	Vehicle Replacement	Uncompleted Works		\$ 45,000.00	\$ -	\$ -	\$ 45,000.00	0.00%
			<b>\$ -</b>	<b>\$ 45,000.00</b>	<b>\$ -</b>	<b>\$ -</b>	<b>\$ 45,000.00</b>	<b>0.00%</b>

**Total Manufacturing & Mining**

**\$ -    \$ 45,000.00    \$ -    \$ -    \$ 45,000.00    0.00%**

**Transport & Communications**

**Title: Road Construction Program - Urban**

Location	Job Description	Funding Source	Original Budget 2023/24	Revised Budget as at 30 Sep 2023	Actual as at 31 Dec 2023	Budget Adjustment Required	Revised Budget as at 31 Dec 2023	
Gerogery Unsealed Sts	Construct and Seal West St, Ivy St and Rose St, and Cross St Gerogery (800m)	Cash	\$ -	\$ 8,977.50	\$ 8,977.50	\$ -	\$ 8,977.50	100.00%
Jindera St Jindera	Pech Avenue to Jindera Street	SCCF5	\$ -	\$ 210,000.00	\$ -	\$ -	\$ 210,000.00	0.00%
	Urana St to Kade Court (includes extension of Footpath East Side of Urana Rd from Kade Crt to Village Green)	LRCIP	\$ -	\$ 450,000.00	\$ 618.81	\$ -	\$ 450,000.00	0.14%
				\$ -	\$ -	\$ -	\$ -	
				\$ -	\$ -	\$ -	\$ -	
				\$ -	\$ -	\$ -	\$ -	
			\$ -	\$ 668,977.50	\$ 9,596.31	\$ -	\$ 668,977.50	1.43%

**Title: Road Construction Program - Rural**

Location	Job Description	Funding Source	Original Budget 2023/24	Revised Budget as at 30 Sep 2023	Actual as at 31 Dec 2023	Budget Adjustment Required	Revised Budget as at 31 Dec 2023	
Bloomfield Road	Replace bridge with causeway and culvert	Total Cost \$240k. Grant \$180K Cash \$60k		\$ -	-\$ 0.00	\$ -	\$ -	
Gerogery Road	Reconstruct from Gerogery West to Shire Boundary Total 4.5km	Fixing Local Roads		\$ 181,742.02	\$ 184,365.97	\$ 2,623.95	\$ 184,365.97	100.00%
Brocklesby - Balldale Road- Total Project \$1.75m - Grant approved	Stage 1 Reconstruction of 4km Brocklesby Goombargama Road to Woodland Road - Grant Approved	Fixing Local Roads		\$ 1,311,255.00	\$ 305,909.57	\$ -	\$ 1,311,255.00	23.33%
Brocklesby - Balldale Road- Total Project \$2,921,577.5 - Grant approved for \$2,337,262 Total RTR is \$584,315.50	reconstruction of 3.25km from Woodland Road to Start of Seal - Fixing Local Road Grant Approved for \$2,337,262, RTR is \$584,315.50	Fixing Local Roads	\$ 2,337,262.00	\$ 2,337,262.00	\$ -	\$ -	\$ 2,337,262.00	0.00%
Engineering Works	Survey and Design + Environm	Cash	\$ 100,000.00	\$ 100,000.00	\$ 140,469.77	\$ -	\$ 100,000.00	\$ 1.40
Jingellic Road 5 Bridges at Wantagong	Widening of Wantagong Creek Bridge and Replacement of 4 Other Bridges	Cash	\$ 260,780.00	\$ 260,780.00	\$ -	\$ -	\$ 260,780.00	0.00%
Benambra Rd	Blackspot Funding	Uncompleted works		\$ -	\$ -		\$ -	
Dights Forrest Rd		Uncompleted works	0	\$ 155,074.00			\$ 155,074.00	
To be determined								
			\$ 2,698,042.00	\$ 4,346,113.02	\$ 630,745.31	\$ 2,623.95	\$ 4,348,736.97	14.50%

**Title: Road Construction Program - Urban - (Roads to Recovery)**

Location	Job Description	Funding Source	Original Budget 2023/24	Revised Budget as at 30 Sep 2023	Actual as at 31 Dec 2023	Budget Adjustment Required	Revised Budget as at 31 Dec 2023	
Molkentin Road Drainage	Installation of New Culverts under Molkentin Road and construction of Open Drain on Southern side of Molkentin Road to Urana Street	Roads to Recovery Funding		\$ 303,765.00	\$ -	\$ -	\$ 303,765.00	0.00%
Jindera St Jindera	From Pioneer Drive to Dight Street	Roads to Recovery Funding	\$ -	\$ 150,000.00	\$ -	\$ -	\$ 150,000.00	0.00%
Urana Street Drain	Installation of Higher Capacity	Roads to Recovery Funding	\$ -	\$ 20,000.00	\$ -	\$ -	\$ 20,000.00	0.00%
			<b>\$ -</b>	<b>\$ 473,765.00</b>	<b>\$ -</b>	<b>\$ -</b>	<b>\$ 473,765.00</b>	<b>0.00%</b>

**Title: Road Construction Program - Rural - (Roads to Recovery)**

Location	Job Description	Funding Source	Original Budget 2023/24	Revised Budget as at 30 Sep 2023	Actual as at 31 Dec 2023	Budget Adjustment Required	Revised Budget as at 31 Dec 2023	
Gerogery Road	Reconstruct from Gerogery West to Shire Boundary Total 4.5km	Roads to Recovery Funding		\$ 25,087.00	\$ 25,087.00	\$ -	\$ 25,087.00	100.00%
Brocklesby - Balldale Road- Total Project \$1.75m - Grant approved	Stage 3 Reconstruction of 4km Brocklesby Goombargama Road to Woodland Road - Grant Approved	Roads to Recovery Funding		\$ 93,249.00	\$ -	\$ -	\$ 93,249.00	0.00%
Brocklesby - Balldale Road- Total Project \$2,921,577.5 - Grant approved for \$2,337,262 Total RTR is \$584,315.50	Stage 4 Reconstruction of 3.25km from Woodland Road to Start of Seal - Fixing Local Road Grant Approved for \$2,337,262, RTR is \$584,315.50	Roads to Recovery Funding	\$ 584,315.00	\$ 585,000.00	\$ 112,061.10	\$ -	\$ 585,000.00	19.16%
Jingellic Road 5 Bridges at Wantagong	Widening of Wantagong Creek Bridge and Replacement of 4 Other Bridges	Roads to Recovery Funding	\$ 600,000.00	\$ 600,000.00	\$ -	\$ -	\$ 600,000.00	\$ -
To be determined		Roads to Recovery Funding		\$ -	\$ -	\$ -	\$ -	
				\$ 5,157.00	\$ -	\$ -	\$ 5,157.00	0.00%
			<b>\$ 1,184,315.00</b>	<b>\$ 1,308,493.00</b>	<b>\$ 137,148.10</b>	<b>\$ -</b>	<b>\$ 1,308,493.00</b>	<b>119.16%</b>



## Title: Bitumen Resealing Program - Rural

Location	Job Description	Funding Source	Original Budget 2023/24	Revised Budget as at 30 Sep 2023	Actual as at 31 Dec 2023	Budget Adjustment Required	Revised Budget as at 31 Dec 2023	
Burrumbuttock Walla Walla Rd	North from Urana Rd for 3 km (CH0 - CH3000)	Cash	\$ 73,000.00	\$ 145,847.00	\$ 36,689.43	\$ -	\$ 145,847.00	25.16%
Burrumbuttock Brocklesby Rd	From 360m west of Cook Rd to Kywong Howlong Rd (CH10000 CH12400)	Cash	\$ -	\$ 66,000.00	\$ 952.49	\$ -	\$ 66,000.00	1.44%
Four Corners Rd	Full Length - Daysdale Rd to Hall Rd (CH0-CH3950)	Cash	\$ -	\$ 104,770.00	\$ 1,227.62	\$ -	\$ 104,770.00	1.17%
Westby Rd	Full Length from Hume Hwy to Shire Boundary (CH0 - CH11920)	Cash	\$ -	\$ 270,000.00	\$ 4,650.75	\$ -	\$ 270,000.00	1.72%
Rodgers Rd West	Entire length (CH0 - CH1200)	Cash	\$ -	\$ 40,000.00	\$ -	\$ -	\$ 40,000.00	0.00%
Henty Cookardina Rd	From Lubkes Rd, east for 3km (Ch6320 to Ch9320)	Cash		\$ 21,726.00	\$ 2,687.48	\$ -	\$ 21,726.00	12.37%
Morven Cookardina Rd	From 3.7km north of Carabobala Lane, north for 3km (CH7000 - CH10000)	Cash		\$ 76,000.00	\$ -	\$ -	\$ 76,000.00	0.00%
Ross Street, Holbrook	Swift St & Albury Street	Cash		\$ 5,812.00	\$ -	\$ -	\$ 5,812.00	0.00%
Enterprise Drive, Holbrook	Full length (CH0 - CH314)	Cash		\$ 10,000.00	\$ -	\$ -	\$ 10,000.00	0.00%
Wagga Wagga Road		Cash		\$ -	\$ 983.97	\$ -	\$ -	
Hovell Rd	From Bungowannah Rd to end of seal (CH0 - CH5890)	Cash	\$ 140,000.00	\$ 140,000.00	\$ 20,089.96	\$ -	\$ 140,000.00	14.35%
Moorwatha Rd	From Hovell Rd to unsealed Section (CH0-CH180)	Cash	\$ 5,000.00	\$ 5,000.00	\$ -	\$ -	\$ 5,000.00	0.00%
Jennings Rd	Start 1km east of Olympic Hwy to end of seal 5.1km (CH 1000 to CH 6100)	Cash	\$ 122,000.00	\$ 122,000.00	\$ 691.26	\$ -	\$ 122,000.00	0.57%
Morven Cookardina Rd	From Holbrook Wagga Rd South for 2.58km (Ch 12600 to Ch 15185)	Cash	\$ 75,000.00	\$ 75,000.00	\$ 2,360.09	\$ -	\$ 75,000.00	3.15%
Four Mile Lane	From 15.5km from Hume Hwy for 2km (Ch15580 to Ch17580)	Cash	\$ 66,000.00	\$ 66,000.00	\$ 715.31	\$ -	\$ 66,000.00	1.08%
Yenschs Rd	Start of Seal 2.1km from Jingellic Rd (Ch2150 - Ch 2500) and (Ch5030 Ch6420) Total 1.74km	Cash	\$ 30,000.00	\$ 30,000.00	\$ 2,788.74	\$ -	\$ 30,000.00	9.30%
Henty Walla Rd	1km South from Hickory Hill Rd for 5km towards Walbundrie Rd (Ch12550 - Ch17550)	Cash	\$ 123,000.00	\$ 123,000.00	\$ 32,810.31	\$ -	\$ 123,000.00	26.68%
Mountain Creek Rd	1.17km from Hume Hwy for 2.4km (Ch1170 to Ch3600)	Cash	\$ 62,000.00	\$ 62,000.00	\$ 11,211.77	\$ -	\$ 62,000.00	18.08%
Tunnel Rd	Ferndale Rd to Tin Mines Trail (Ch6020 to Ch10025)	Cash	\$ 100,000.00	\$ 100,000.00	\$ 883.15	\$ -	\$ 100,000.00	0.88%
Trigg Rd	Start 925m from urana Road, sealed section over bridge to end of seal (CH7180 - CH8650)	Cash	\$ 34,000.00	\$ 34,000.00	\$ 308.80	\$ -	\$ 34,000.00	0.91%
Sweetwater Rd	From Narrow Seal to Rd end (CH 900 - CH 4625)	Cash	\$ 70,000.00	\$ 70,000.00	\$ 1,515.48	\$ -	\$ 70,000.00	2.16%
Final Seals to be Determined		Uncompleted Works		\$ -	\$ -	\$ -	\$ -	
<b>TOTAL</b>			<b>\$ 900,000.00</b>	<b>\$ 1,567,155.00</b>	<b>\$ 120,566.61</b>	<b>\$ -</b>	<b>\$ 1,567,155.00</b>	<b>7.69%</b>

Title: Bitumen Resealing Program - Urban

Location	Job Description	Funding Source	Original Budget 2023/24	Revised Budget as at 30 Sep 2023	Actual as at 31 Dec 2023	Budget Adjustment Required	Revised Budget as at 31 Dec 2023	
Balfour Lane, Culcairn	Railway Parade to McBean St	Cash	\$ 4,500.00	\$ 4,500.00	\$ 337.90	\$ -	\$ 4,500.00	7.51%
Princes St, Culcairn	Gordon St to Rd End (CH 0 - C	Cash	\$ 7,000.00	\$ 7,000.00	\$ 824.89	\$ -	\$ 7,000.00	11.78%
Croft St, Holbrook	Bowler St to Spurr St (CH 0 - C	Cash	\$ 12,000.00	\$ 12,000.00	\$ 112.86	\$ -	\$ 12,000.00	0.94%
Wilson St, Holbrook	Bowler St to Rd End (CH 0 - C	Cash	\$ 23,000.00	\$ 23,000.00	\$ 1,233.67	\$ -	\$ 23,000.00	5.36%
Hay St, Woomargama	Woomargama Way to South St	Cash	\$ 10,000.00	\$ 10,000.00	\$ 839.11	\$ -	\$ 10,000.00	8.39%
Dickson St, W Woomargama	Hay St to Hume St (CH 0 - CH	Cash	\$ 10,000.00	\$ 10,000.00	\$ 444.68	\$ -	\$ 10,000.00	4.45%
Dickson St, E Woomargama	Berry St to Rd End (CH 0 - CH	Cash	\$ 4,000.00	\$ 4,000.00	\$ 188.23	\$ -	\$ 4,000.00	4.71%
Yarra St, Holbrook	King St to Purtell St(CH 0 - CH	Cash	\$ 7,000.00	\$ 7,000.00	\$ 249.94	\$ -	\$ 7,000.00	3.57%
Adams St, Jindera	Dights Forest Rd (50kph Signs	Cash	\$ 95,000.00	\$ 95,000.00	\$ 2,407.78	\$ -	\$ 95,000.00	2.53%
Hume St, Woomargama	Berry St to Edward St (CH 0 - C	Cash	\$ 7,500.00	\$ 7,500.00	\$ 281.29	\$ -	\$ 7,500.00	3.75%
Moorwatha Road		Cash	\$ -	\$ -	\$ 97.08	\$ -	\$ -	
			\$ -	\$ -	\$ -	\$ -	\$ -	
			<b>\$ 180,000.00</b>	<b>\$ 180,000.00</b>	<b>\$ 7,017.43</b>	<b>\$ -</b>	<b>\$ 180,000.00</b>	<b>3.90%</b>

## Title: Gravel Resheeting Program

Location	Job Description	Funding Source	Original Budget 2023/24	Revised Budget as at 30 Sep 2023	Actual as at 31 Dec 2023	Budget Adjustment Required	Revised Budget as at 31 Dec 2023	
River Road	Ongoing Program	Cash	\$ 200,000.00	\$ 339,022.00	\$ -	\$ -	\$ 339,022.00	0.00%
Coppabella Rd	Part Sections (CH5410 - CH5850, CH6065 - CH6670 and CH7860 - CH9240) Just East of Cribbs Rd	Cash	\$ 93,600.00	\$ 93,600.00	\$ 87,888.19	\$ -	\$ 93,600.00	93.90%
Cannings Rd	Full Length (CH0 - CH4100)	Cash	\$ 129,200.00	\$ 129,200.00	\$ 125,453.32	\$ -	\$ 129,200.00	97.10%
Brittas Reserve Rd	Full Length (CH0 - CH7860)	Cash	\$ 247,600.00	\$ 247,600.00	\$ 217,711.97	\$ -	\$ 247,600.00	87.93%
Astra Lane	Full Length	Cash	\$ 54,300.00	\$ 54,300.00	\$ 45,450.76	\$ -	\$ 54,300.00	83.70%
Hanel Rd	Full Length (CH0 - CH3156)	Cash	\$ 99,600.00	\$ 99,600.00	\$ -	\$ -	\$ 99,600.00	0.00%
Stewarts Rd	Daysdale Rd to Hudsons Rd (C	Cash	\$ 89,600.00	\$ 89,600.00	\$ 93,897.51	\$ -	\$ 89,600.00	104.80%
Seidels Rd	Full Length (CH0 - CH4950)	Cash	\$ 141,000.00	\$ 141,000.00	\$ 123,404.26	\$ -	\$ 141,000.00	87.52%
Schol Rd	Full Length (CH0 - CH1800)	Cash	\$ 160,000.00	\$ 160,000.00	\$ -	\$ -	\$ 160,000.00	0.00%
Ryan Rd	Full Length (CH0 - CH4695)	Cash	\$ 138,700.00	\$ 138,700.00	\$ 154,077.01	\$ -	\$ 138,700.00	111.09%
Glenelg Lane	For approx. 1.55km off Hume H	Cash	\$ 53,400.00	\$ 53,400.00	\$ 44,381.72	\$ -	\$ 53,400.00	83.11%
Thugga Lane	Full Length	Cash	\$ 210,000.00	\$ 210,000.00	\$ 170,999.06	\$ -	\$ 210,000.00	81.43%
Shoemarks Rd	Part Section Scholz Rd to Grae	LRCIP	\$ 23,000.00	\$ 114,630.00	\$ 91,462.90	\$ -	\$ 114,630.00	79.79%
Chambers Rd	From Riverina Hwy to Methodis	Cash		\$ 87,710.00	\$ -	\$ -	\$ 87,710.00	0.00%
Bowler Rd	Full Length	Cash		\$ 55,450.00	\$ 47,825.35	\$ -	\$ 55,450.00	86.25%
Campbells Rd	Full Length	Cash		\$ 116,550.00	\$ -	\$ -	\$ 116,550.00	0.00%
Jobsons Rd	Full Length	Cash		\$ 90,845.00	\$ 61,515.61	\$ -	\$ 90,845.00	67.71%
Luther Rd	Full Length	Cash		\$ 52,500.00	\$ 42,880.63	\$ -	\$ 52,500.00	81.68%
Back Henty Road		Uncompleted works		\$ 42,320.00	\$ -	\$ -	\$ 42,320.00	0.00%
Lennons Road		LRCIP		\$ 249,185.00	\$ 254,013.17	\$ -	\$ 249,185.00	101.94%
Walla West Road		LRCIP		\$ 129,305.00	\$ 114,308.08	\$ -	\$ 129,305.00	88.40%
Balldale Walbundrie Road		Cash/LRCIP	\$ -	\$ 100,000.00	\$ 86,885.10	\$ -	\$ 100,000.00	86.89%
McGorman Lane		Cash/LRCIP	\$ -	\$ 120,000.00	\$ -	\$ -	\$ 120,000.00	0.00%
Morgans Road	Chinatown Lane to Rockville R	Cash		\$ 21,755.00	\$ -	\$ -	\$ 21,755.00	0.00%
Browns Road	Full Length (CH0 - CH1300)	Cash		\$ 13,655.00	\$ -	\$ -	\$ 13,655.00	0.00%
Alma Park Cemetery Road	Full Length (CH0 - CH4656)	Cash		\$ 60,751.00	\$ -	\$ -	\$ 60,751.00	0.00%

Sutherland Road	Full Length (Ch0 - CH 3060)	Cash	\$ 47,121.00	\$ -	\$ -	\$ 47,121.00	0.00%
Kotzurs Road	Green Acres Rd to Ryan Stock	Cash	\$ 8,912.00	\$ -	\$ -	\$ 8,912.00	0.00%
Coppabella Rd Emergency Repairs			\$ -	\$ -	\$ -	\$ -	
Rockingham Road			\$ -	\$ 990.17	\$ -	\$ -	
Crawleys Rd			\$ -	\$ 80,577.09	\$ -	\$ -	
Graetz Road			\$ -	\$ 59,810.07	\$ -	\$ -	
Gravel Re-sheet Program to be carried forward	Refer Council Report April 2021		\$ -	\$ -	\$ -	\$ -	
			\$ -	\$ -	\$ -	\$ -	
			<b>\$ 1,640,000.00</b>	<b>\$ 3,066,711.00</b>	<b>\$ 1,903,531.97</b>	<b>\$ -</b>	<b>\$ 3,066,711.00 62.07%</b>

**Title: Bridge/Major Culvert Program**

Location	Job Description	Funding Source	Original Budget 2023/24	Revised Budget as at 30 Sep 2023	Actual as at 31 Dec 2023	Budget Adjustment Required	Revised Budget as at 31 Dec 2023	
Jingellic Rd - Access Rd King Parrot Creek	Install Low Level Bridge/Cause	Uncompleted Works		\$ 36,411.00	\$ 29,220.92	\$ -	\$ 36,411.00	80.25%
Coppabella Road	Bridge Over Back Creek	Natural Disaster Funding		\$ 1,463,000.00	\$ 1,177,276.96	\$ -	\$ 1,463,000.00	80.47%
Henty Cookardina Road	New Culvert to the east of Henty	OLG Grant/LRCIP	\$ 700,000.00	\$ 1,180,000.00	\$ 1,803.24	\$ -	\$ 1,180,000.00	
Yensch's Road	New Culvert over water creek	OLG Grant/LRCIP	\$ 300,000.00	\$ 635,000.00	\$ 6,767.73	\$ -	\$ 635,000.00	
				\$ -	\$ -	\$ -	\$ -	
				\$ -	\$ -	\$ -	\$ -	
			<b>\$ 1,000,000.00</b>	<b>\$ 3,314,411.00</b>	<b>\$ 1,215,068.85</b>	<b>\$ -</b>	<b>\$ 3,314,411.00</b>	<b>36.66%</b>

**Title: Footpath Construction**

Location	Job Description	Funding Source	Original Budget 2023/24	Revised Budget as at 30 Sep 2023	Actual as at 31 Dec 2023	Budget Adjustment Required	Revised Budget as at 31 Dec 2023	
Urana St Jindera	Creek St to Pioneer Park (East Side)	Cash	\$ 40,000.00	\$ 40,000.00	\$ -	\$ -	\$ 40,000.00	0.00%
FOOTPATH - 2m Asphalt Shared Path - Culcairn - from outside	Shared path Culcairn	SCCF5		\$ 146,414.00	\$ -	\$ -	\$ 146,414.00	0.00%
Ivor/Hayes Street	Henty	SCCF5 & Landowner Contributions		\$ 132,280.23	\$ 124,318.90	\$ -	\$ 132,280.23	93.98%
				\$ -	\$ -	\$ -	\$ -	
				\$ -	\$ -	\$ -	\$ -	
			<b>\$ 40,000.00</b>	<b>\$ 318,694.23</b>	<b>\$ 124,318.90</b>	<b>\$ -</b>	<b>\$ 318,694.23</b>	<b>39.01%</b>

(50% income budgeted on above projects)

**Title: Kerb & Gutter**

Location	Job Description	Funding Source	Original Budget 2023/24	Revised Budget as at 30 Sep 2023	Actual as at 31 Dec 2023	Budget Adjustment Required	Revised Budget as at 31 Dec 2023	
		Cash		\$ -	\$ -	\$ -	\$ -	
		Cash		\$ -	\$ -	\$ -	\$ -	
				\$ -	\$ -	\$ -	\$ -	
			<b>\$ -</b>	<b>\$ -</b>	<b>\$ -</b>	<b>\$ -</b>	<b>\$ -</b>	

(40% income budgeted on above projects)

**Title: Aerodromes**

Location	Job Description	Funding Source	Original Budget 2023/24	Revised Budget as at 30 Sep 2023	Actual as at 31 Dec 2023	Budget Adjustment Required	Revised Budget as at 31 Dec 2023	
Holbrook Airpark	Gravel resheeting	Cash	\$ 150,000.00	\$ 180,000.00	\$ -	\$ -	\$ 180,000.00	0.00%
				\$ -	\$ -	\$ -	\$ -	
			<b>\$ 150,000.00</b>	<b>\$ 180,000.00</b>	<b>\$ -</b>	<b>\$ -</b>	<b>\$ 180,000.00</b>	<b>0.00%</b>

**Title: Bus Shelters**

Location	Job Description	Funding Source	Original Budget 2023/24	Revised Budget as at 30 Sep 2023	Actual as at 31 Dec 2023	Budget Adjustment Required	Revised Budget as at 31 Dec 2023	
Various	Bus Shelters	Cash	\$ 5,000.00	\$ 5,000.00	\$ -	\$ -	\$ 5,000.00	0.00%
				\$ -	\$ -	\$ -	\$ -	
			<b>\$ 5,000.00</b>	<b>\$ 5,000.00</b>	<b>\$ -</b>	<b>\$ -</b>	<b>\$ 5,000.00</b>	<b>0.00%</b>

**Title: Other Structures**

Location	Job Description	Funding Source	Original Budget 2023/24	Revised Budget as at 30 Sep 2023	Actual as at 31 Dec 2023	Budget Adjustment Required	Revised Budget as at 31 Dec 2023	
Jingellic/Talmalmo	Sam McPaul Memorial	LRCIP	\$ -	\$ -	\$ -	\$ -	\$ -	
				\$ -	\$ -	\$ -	\$ -	
			\$ -	\$ -	\$ -	\$ -	\$ -	

**Title: Town Services – Villages Vote**

Location	Job Description	Funding Source	Original Budget 2023/24	Revised Budget as at 30 Sep 2023	Actual as at 31 Dec 2023	Budget Adjustment Required	Revised Budget as at 31 Dec 2023	
Brocklesby	Replace Septic System in Blacksmith Park with AWTS		\$ 50,000.00	\$ 50,000.00	\$ -	\$ -	\$ 50,000.00	0.00%
<b>To be determined</b>	Walbundrie, Morven, Woomargama, Burrumbuttock, Gerogery, Brocklesby	Uncompleted Works		\$ 121,425.00	\$ -	\$ -	\$ 121,425.00	0.00%
				\$ -	\$ -	\$ -	\$ -	
			\$ 50,000.00	\$ 171,425.00	\$ -	\$ -	\$ 171,425.00	0.00%

**REGIONAL ROADS PROGRAM**  
**Regional Roads BLOCK GRANT Program**

MR125 Urana Road	Job Description	Funding Source	Original Budget 2023/24	Revised Budget as at 30 Sep 2023	Actual as at 31 Dec 2023	Budget Adjustment Required	Revised Budget as at 31 Dec 2023	
Routine Maintenance		Grant	\$ 120,000.00	\$ 120,000.00	\$ -	\$ -	\$ 120,000.00	0.00%
<b>Sub Total - Maintenance</b>			<b>\$ 120,000.00</b>	<b>\$ 120,000.00</b>	<b>\$ -</b>	<b>\$ -</b>	<b>\$ 120,000.00</b>	<b>0.00%</b>
<b>CAPITAL</b>								
Construction	Install Streetlighting at Hueske Road intersection	Grant	\$ 250,000.00	\$ 250,000.00	\$ 7,563.05	\$ -	\$ 250,000.00	3.03%
Upgrade of Drainage at intersection MR125/MR370 at Walbundrie		Grant		\$ -	\$ -	\$ -	\$ -	
Install Lighting at Hueske Rd intersection		Grant		\$ -	\$ -	\$ -	\$ -	
Bitumen Reseals	Shire boundary (with Albury City) to Mokentin Road Jindera (CH6790 - CH11666) 4.9 km	Grant	\$ 176,000.00	\$ 176,000.00	\$ -	\$ -	\$ 176,000.00	0.00%
Bitumen Reseals	Start 150m north of Iron Post Lane to just north of Maloney Rd (CH31830 - CH35160) for 3.3km	Grant	\$ -	\$ 262.00	\$ 1,978.43	\$ -	\$ 262.00	755.13%
Bitumen Reseals		Grant	\$ -	\$ 166,238.00	\$ -	\$ -	\$ 166,238.00	0.00%
Urana Street Drain	Installation of Higher Capacity	Grant	\$ -	\$ 360,555.00	\$ -	\$ -	\$ 360,555.00	0.00%
Rehabilitation/Heavy Patching		Grant	\$ 110,000.00	\$ 110,000.00	\$ -	\$ -	\$ 110,000.00	0.00%
<b>Sub Total - Capital</b>			<b>\$ 536,000.00</b>	<b>\$ 1,063,055.00</b>	<b>\$ 9,541.48</b>	<b>\$ -</b>	<b>\$ 1,063,055.00</b>	<b>0.90%</b>
<b>TOTAL MR125</b>			<b>\$ 656,000.00</b>	<b>\$ 1,183,055.00</b>	<b>\$ 9,541.48</b>	<b>\$ -</b>	<b>\$ 1,183,055.00</b>	<b>0.81%</b>

MR211 Holbrook-Wagga Road	Job Description	Funding Source	Original Budget 2023/24	Revised Budget as at 30 Sep 2023	Actual as at 31 Dec 2023	Budget Adjustment Required	Revised Budget as at 31 Dec 2023	
Routine Maintenance		Grant	\$ 66,000.00	\$ 66,000.00	\$ 34,053.62	\$ -	\$ 66,000.00	51.60%
<b>Sub Total - Maintenance</b>			<b>\$ 66,000.00</b>	<b>\$ 66,000.00</b>	<b>\$ 34,053.62</b>	<b>\$ -</b>	<b>\$ 66,000.00</b>	<b>51.60%</b>
<b>CAPITAL</b>								
Rehabilitation/Heavy Patching		Grant	\$ 60,500.00	\$ 60,500.00	\$ -	\$ -	\$ 60,500.00	0.00%
Bitumen Reseals	From Rankins Lane to 1.2km north of Kanimbla Road (CH5175 - CH11410) 6.2km	Grant	\$ 180,000.00	\$ 180,000.00	\$ -	\$ -	\$ 180,000.00	0.00%
<b>Sub Total - Capital</b>			<b>\$ 240,500.00</b>	<b>\$ 240,500.00</b>	<b>\$ -</b>	<b>\$ -</b>	<b>\$ 240,500.00</b>	<b>0.00%</b>
<b>TOTAL MR211</b>			<b>\$ 306,500.00</b>	<b>\$ 306,500.00</b>	<b>\$ 34,053.62</b>	<b>\$ -</b>	<b>\$ 306,500.00</b>	<b>11.11%</b>

MR331 Walbundrie-Jingellic Road	Job Description	Funding Source	Original Budget 2023/24	Revised Budget as at 30 Sep 2023	Actual as at 31 Dec 2023	Budget Adjustment Required	Revised Budget as at 31 Dec 2023	
Routine Maintenance	Heavy Patch	Grant	\$ 258,000.00	\$ 258,000.00	\$ 814.80	\$ -	\$ 258,000.00	0.32%
<b>Sub Total - Maintenance</b>			<b>\$ 258,000.00</b>	<b>\$ 258,000.00</b>	<b>\$ 814.80</b>	<b>\$ -</b>	<b>\$ 258,000.00</b>	<b>\$ 0.00</b>
<b>CAPITAL</b>								
Rehabilitation/Heavy Patching		Grant	\$ 226,500.00	\$ 226,500.00	\$ -	\$ -	\$ 226,500.00	
Bitumen Reseals	Start 400m west of Mitchells Road to Property #2420 (CH22860 - CH24130) 1.27 Km	Grant	\$ 44,000.00	\$ 192,500.00	\$ 32,588.07	\$ -	\$ 192,500.00	16.93%
<b>Sub Total - Capital</b>			<b>\$ 270,500.00</b>	<b>\$ 419,000.00</b>	<b>\$ 32,588.07</b>	<b>\$ -</b>	<b>\$ 419,000.00</b>	<b>7.78%</b>
<b>TOTAL MR331</b>			<b>\$ 528,500.00</b>	<b>\$ 677,000.00</b>	<b>\$ 33,402.87</b>	<b>\$ -</b>	<b>\$ 677,000.00</b>	<b>4.93%</b>

MR370 Kywong-Howlong Road	Job Description	Funding Source		Revised Budget as at 30 Sep 2023	Actual as at 31 Dec 2023	Budget Adjustment Required	Revised Budget as at 31 Dec 2023	
Routine Maintenance		Grant	\$ 90,000.00	\$ 90,000.00	\$ -	\$ -	\$ 90,000.00	0.00%
<b>Sub Total - Maintenance</b>			<b>\$ 90,000.00</b>	<b>\$ 90,000.00</b>	<b>\$ -</b>	<b>\$ -</b>	<b>\$ 90,000.00</b>	<b>0.00%</b>
<b>CAPITAL</b>								
Rehabilitation/Heavy Patching		Grant	\$ 82,500.00	\$ 82,500.00	\$ -	\$ -	\$ 82,500.00	0.00%
Bitumen Reseals		Grant	\$ -	\$ 10,657.00	\$ -	\$ -	\$ 10,657.00	
<b>Sub Total - Capital</b>			<b>\$ 82,500.00</b>	<b>\$ 93,157.00</b>	<b>\$ -</b>	<b>\$ -</b>	<b>\$ 93,157.00</b>	<b>0.00%</b>
<b>TOTAL MR370</b>			<b>\$ 172,500.00</b>	<b>\$ 183,157.00</b>	<b>\$ -</b>	<b>\$ -</b>	<b>\$ 183,157.00</b>	<b>0.00%</b>

MR384 Wagga-Tumba Road	Job Description	Funding Source	Original Budget 2023/24	Revised Budget as at 30 Sep 2023	Actual as at 31 Dec 2023	Budget Adjustment Required	Revised Budget as at 31 Dec 2023	
Routine Maintenance		Grant	\$ 6,000.00	\$ 6,000.00	\$ -	\$ -	\$ 6,000.00	0.00%
<b>Sub Total - Maintenance</b>			<b>\$ 6,000.00</b>	<b>\$ 6,000.00</b>	<b>\$ -</b>	<b>\$ -</b>	<b>\$ 6,000.00</b>	<b>0.00%</b>
Heavy Patching		Grant		\$ -	\$ -	\$ -	\$ -	
<b>Sub Total - Capital</b>			<b>\$ -</b>	<b>\$ -</b>	<b>\$ -</b>	<b>\$ -</b>	<b>\$ -</b>	<b>0.00%</b>
<b>TOTAL MR384</b>			<b>\$ 6,000.00</b>	<b>\$ 6,000.00</b>	<b>\$ -</b>	<b>\$ -</b>	<b>\$ 6,000.00</b>	<b>0.00%</b>

MR547 Jinderra-Walla Road	Job Description	Funding Source	Original Budget 2023/24	Revised Budget as at 30 Sep 2023	Actual as at 31 Dec 2023	Budget Adjustment Required	Revised Budget as at 31 Dec 2023	
Routine Maintenance		Grant	\$ 60,000.00	\$ 60,000.00	\$ -	\$ -	\$ 60,000.00	0.00%
<b>Sub Total - Maintenance</b>			<b>\$ 60,000.00</b>	<b>\$ 60,000.00</b>	<b>\$ -</b>	<b>\$ -</b>	<b>\$ 60,000.00</b>	<b>0.00%</b>

<b>CAPITAL</b>								
Rehabilitation/Heavy Patching	MR547 Heavy Patching	Grant	\$ 60,500.00	\$ 50,496.00	\$ -	\$ -	\$ 50,496.00	0.00%
Bitumen Reseals	Morgans Road to Walla Walla Road (CH6935 - Ch8520) through Walla Walla township	Grant	\$ -	\$ 10,004.00	\$ 10,003.59	\$ -	\$ 10,004.00	
Construction	Rehabilitaion of Queen St Interesection (Millout and Hotmix)	Grant	\$ -	\$ -	\$ -	\$ -	\$ -	
Construction	Construction of drain at intersection of Walla Walla Rd (subject to council)	Grant	\$ -	\$ 143,736.00	\$ 1,488.86	\$ -	\$ 143,736.00	
<b>Sub Total - Capital</b>			<b>\$ 60,500.00</b>	<b>\$ 204,236.00</b>	<b>\$ 11,492.45</b>	<b>\$ -</b>	<b>\$ 204,236.00</b>	<b>5.63%</b>
<b>TOTAL MR547</b>			<b>\$ 120,500.00</b>	<b>\$ 264,236.00</b>	<b>\$ 11,492.45</b>	<b>\$ -</b>	<b>\$ 264,236.00</b>	<b>4.35%</b>

Location	Job Description	Funding Source	Original Budget 2023/24	Revised Budget as at 30 Sep 2023	Actual as at 31 Dec 2023	Budget Adjustment Required	Revised Budget as at 31 Dec 2023	
	Line marking / Guardrail / Signage	Grant	\$ 150,000.00	\$ 150,000.00	\$ -	\$ -	\$ 150,000.00	0.00%
<b>TOTAL</b>			<b>\$ 150,000.00</b>	<b>\$ 150,000.00</b>	<b>\$ -</b>	<b>\$ -</b>	<b>\$ 150,000.00</b>	<b>0.00%</b>



**Regional Roads REPAIR Program**

Location	Job Description	Funding Source	Original Budget 2023/24	Revised Budget as at 30 Sep 2023	Actual as at 31 Dec 2023	Budget Adjustment Required	Revised Budget as at 31 Dec 2023	
MR331 Jingellic - Holbrook Road	Reconstruction of 3.2km from Yarara Gap to Coppabella Road (total Project Cost - \$3.6M) - 2023-2024 Repair Program	Grant	\$ 900,000.00	\$ 900,000.00	\$ 275,364.08	\$ -	\$ 900,000.00	30.60%
Jingellic Road Recontruction - Stage 2 (CH 18900 to CH 20280)	Jingellic Road Recontruction - Stage 2 (CH 18900 to CH 20280) - 2022-2023 Repair Program	Grant	\$ -	\$ 527,068.00	\$ 533,779.18	\$ -	\$ 527,068.00	101.27%
<b>TOTAL</b>			<b>\$ 900,000.00</b>	<b>\$ 1,427,068.00</b>	<b>\$ 809,143.26</b>	<b>\$ -</b>	<b>\$ 1,427,068.00</b>	<b>56.70%</b>

**Total Regional Roads BLOCK GRANT Program** \$ 2,090,000.00 \$ 3,447,016.00 \$ 862,765.26 \$ - \$ 3,447,016.00 71.01%

**Summary Regional Roads BLOCK GRANT program**

Maintenance			\$ 600,000.00	\$ 600,000.00	\$ 34,868.42	\$ -	\$ 600,000.00	5.81%
Capital Expenditure			\$ 1,190,000.00	\$ 2,019,948.00	\$ 53,622.00	\$ -	\$ 2,019,948.00	2.65%
Traffic Facilities			\$ 150,000.00	\$ 150,000.00	\$ -	\$ -	\$ 150,000.00	0.00%
Contribution to Repair Program (50%of Repair Project)			\$ 450,000.00	\$ 713,534.00	\$ 404,572.00	\$ -	\$ 713,534.00	56.70%
<b>Sub Total (Regional Road Block Grant)</b>			<b>\$ 2,390,000.00</b>	<b>\$ 3,483,482.00</b>	<b>\$ 493,062.42</b>	<b>\$ -</b>	<b>\$ 3,483,482.00</b>	<b>14.15%</b>
Repair Program Grant (50% of Repair Project)			\$ 450,000.00	\$ 713,534.00	\$ 404,571.26	\$ -	\$ 713,534.00	56.70%
<b>Total Regional Roads BLOCK GRANT program</b>			<b>\$ 2,840,000.00</b>	<b>\$ 4,197,016.00</b>	<b>\$ 897,633.68</b>	<b>\$ -</b>	<b>\$ 4,197,016.00</b>	

**Regional Roads - Other Funded Programs**

Location	Job Description	Funding Source	Original Budget 2023/24	Revised Budget as at 30 Sep 2023	Actual as at 31 Dec 2023	Budget Adjustment Required	Revised Budget as at 31 Dec 2023	
Jingellic Road (MR331) - Fixing Country Roads Round 5	Reconstruction of 3.2km from Yarara Gap to Coppabella Road (total Project Cost - \$3.6M)	Bridges Renewal Program Grant	\$ 2,700,000.00	\$ 2,700,000.00	\$ -	\$ -	\$ 2,700,000.00	0.00%
Culvert Replacement	Wantagong to Serpentine Creek	Uncompleted Works	\$ -	\$ -	\$ 186,331.83	\$ -	\$ -	
Jingellic Road 5 Bridges at Wantagong	Widening of Wantagong Creek Bridge and Replacement of 4 Other Bridges	\$926,282 BRP RD5,\$926,282 BSBR,\$600,000 RTR, \$260,780 Cash (Was urban const),\$1.8M - FCR RD6=\$4,513,344	\$ 3,652,564.00	\$ 4,438,559.00	\$ 214,429.04	\$ -	\$ 4,438,559.00	\$ 0.05
<b>TOTAL</b>			<b>\$ 6,352,564.00</b>	<b>\$ 7,138,559.00</b>	<b>\$ 400,760.87</b>	<b>\$ -</b>	<b>\$ 7,138,559.00</b>	<b>5.61%</b>

**Total Transport & Communications** \$ 16,289,921.00 \$ 26,186,319.75 \$ 5,446,388.03 \$ 2,623.95 \$ 26,188,943.70 #VALUE!

**Economic Affairs**

**Title: Real Estate Development**

Location	Job Description	Funding Source	Original Budget 2023/24	Revised Budget as at 30 Sep 2023	Actual as at 31 Dec 2023	Budget Adjustment Required	Revised Budget as at 31 Dec 2023	
Culcairn Subdivision	Land Subdivision Development	Land Development Reserve	\$ -	\$ 1,941,110.00	\$ 249,399.29	\$ -	\$ 1,941,110.00	12.85%
Holbrook Industrial Estate	Enterprise Drive	Land Development Reserve		\$ -	\$ 265.12	\$ -	\$ -	
Jacob Wenke Estate Stage 2		Land Development Reserve		\$ -	\$ 43.19	\$ -	\$ -	
Jacob Wenke Estate Stage 3		Land Development Reserve		\$ -	-\$ 1,453.35	\$ -	\$ -	
Jindera Industrial Estate		Land Development Reserve		\$ -	\$ 11,070.29	\$ -	\$ -	
Jacob Wenke Estate Stage 3		Land Development Reserve		\$ -	\$ 25,720.00	\$ -	\$ -	
			<b>\$ -</b>	<b>\$ 1,941,110.00</b>	<b>\$ 285,044.54</b>	<b>\$ -</b>	<b>\$ 1,941,110.00</b>	<b>14.68%</b>
<b>Total Economic Affairs</b>			<b>\$ -</b>	<b>\$ 1,941,110.00</b>	<b>\$ 285,044.54</b>	<b>\$ -</b>	<b>\$ 1,941,110.00</b>	<b>14.68%</b>

<b>Summary</b>								
Governance			\$ 30,000.00	\$ 30,000.00	\$ -	\$ -	\$ 30,000.00	0.00%
Administration			\$ 1,340,000.00	\$ 1,498,886.00	\$ 562,956.76	\$ 2,000.00	\$ 1,500,886.00	39.51%
Public Order & Safety			\$ -	\$ -	\$ -	\$ -	\$ -	
Health			\$ 45,000.00	\$ 45,000.00	\$ -	\$ -	\$ 45,000.00	0.00%
Environment			\$ 2,455,107.00	\$ 3,892,480.95	\$ 1,627,139.35	\$ 29,991.00	\$ 3,922,471.95	41.48%
Community Services & Education			\$ 153,000.00	\$ 153,000.00	\$ 91,386.55	\$ 7,971.00	\$ 160,971.00	56.77%
Housing & Community Activities			\$ 10,000.00	\$ 255,324.82	\$ 24,541.46	\$ 19,156.58	\$ 211,818.99	11.59%
Water Supplies			\$ 517,000.00	\$ 525,842.00	\$ 81,442.37	\$ 26,600.47	\$ 552,442.47	14.74%
Sewerage Services			\$ 741,000.00	\$ 744,294.00	\$ 91,649.05	\$ 56,921.08	\$ 801,215.08	11.44%
Recreation & Culture			\$ 440,000.00	\$ 1,855,987.49	\$ 604,126.28	\$ 117,873.46	\$ 1,973,860.95	30.61%
Mining, Manufacturing & Construction			\$ -	\$ 45,000.00	\$ -	\$ -	\$ 45,000.00	0.00%
Transport & Communication			\$ 16,289,921.00	\$ 26,186,319.75	\$ 5,446,388.03	\$ 2,623.95	\$ 26,188,943.70	20.66%
Economic Affairs			\$ -	\$ 1,941,110.00	\$ 285,044.54	\$ -	\$ 1,941,110.00	14.68%
<b>Total Capital Expenditure</b>			<b>\$ 22,021,028.00</b>	<b>\$ 37,173,245.01</b>	<b>\$ 8,814,674.39</b>	<b>\$ 263,137.54</b>	<b>\$ 37,373,720.14</b>	<b>23.57%</b>

Document Name	Document Version Number	Review Date
Terms of Reference	1.0.0	As Required
Date Adopted	Minute Number	Status
15 February 2023	6388	New

### Committee Status

The Committee shall be established as a Committee of Council under Section 355 of the Local Government Act (1993) (the Act) and have authorised such functions under Section 377 Delegated Functions of the Act as detailed in the Committees' TERMS OF REFERENCE.

### Name of the Committee

The name of the Committee shall be the:

#### Walla Walla Solar Farm Committee

### This Terms of Reference is in accordance with the Voluntary Planning Agreement and agreed Committee Constitution

#### 1. Objective

The objectives of this Constitution are:

- a) to administer the Community Fund in accordance with the VPA;
- b) to ensure that all meetings of the Committee are conducted in an orderly and proper manner, according to the principles of procedural fairness and due process;
- c) to assist with the conduct of discussion and debate during Committee meetings;
- d) to ensure that all Committee Members understand their rights and obligations during Committee meetings;
- e) to ensure that all Committee Members have an equal opportunity to participate fully in the meeting;
- f) to ensure that Committee Members participate in meetings that engender a positive meeting environment that is without malice and avoids insulting, improper or defamatory statements; and
- g) to be an effective aid to good governance.

#### 2. Definitions

In this Constitution, unless the context requires otherwise:

**Auditor** means an appropriately qualified auditor appointed by Council.

**Constitution** means and includes this document along with all schedules and attachments referred to in this document.

**Chairperson** means a member of the Committee whose appointment has been approved by Council.

**Committee** means the Walla Walla Solar Farm Committee, being a Section 355 Committee of Council.

**Council** means Greater Hume Council ABN 44 970 341 154.

**Committee Member** means a Committee Member of the Walla Walla Solar Farm Committee.

**Community Fund** means the fund to be established by Council and administered in accordance with the VPA.

**Developer** means the developer as defined in the applicable VPA.

**EPA Act** means the *Environmental Planning and Assessment Act 1979* (NSW).

**Financial Year** means the period from 1 July year X to 30 June Year X + 1.

**General Manager** means the person appointed or acting in the position of General Manager of Greater Hume Council.

**Intellectual Property** means and includes the copyrights, trademarks, registered designs, patents and databases. In particular, it refers to a range of Council resources including written material, design drawings, maps and plans, computer programs and databases.

**Law** means any statute along with any regulation, rule, planning instrument, policy or plan having effect under any such statute.

**LGA** means the *Local Government Act 1993* (NSW).

**Local Projects** has the same definition ascribed to it within the VPA.

**WHS Policy** means any Work Health and Safety Policy or Procedure/s adopted by Council and includes any Manual or other document forming part of, or associated with, any such Policy.

**Personal Information** means “information or an opinion about an individual whose identity is apparent or can reasonably be ascertained from the information or the opinion” as defined in *Privacy and Personal Information Act 1998*, Section 4.

**Record** means recorded information, in any form, including data in computer systems, created or received and maintained by an organisation or person in the transaction of business or the conduct of affairs and kept as evidence of such activity.

**Responsible Officer** means the person nominated by the General Manager.

**Schedule** means the Schedule attached to this Constitution.

**Secretary** means the Secretary of the Committee.

**Treasurer** means the Chief Financial Officer or delegate of Council.

**VPA** means the Voluntary Planning Agreement between Greater Hume Council, Minister for Planning and Public Places and the Developer.

### 3. Purpose of the Constitution

- a) The Committee has been established under the VPA to administer the Community Fund and is to be operated as a section 355 LGA Committee.
- b) The Committee is acting on Council’s behalf; the Committee is ‘Council’ and any action which the Committee undertakes is Council’s responsibility.
- c) The Constitution provides a mandatory set of rules that defines the functions that Council has delegated to the Committee, the manner in which those delegated functions are to be undertaken by the Committee, and an administrative structure and procedures to ensure that the Council is able to monitor the conduct and performance of the Committee, particularly with regard to managing potential liabilities that might arise as a result of the activities of the Committee, in a similar manner to that which Council monitors others performing Council’s functions under delegation.

#### **4. Term**

- a) The Council must establish the Committee on or before the Commercial Operation Commencement Date as defined in the VPA.
- b) This Constitution operates for a term commencing from the date on which Council, by resolution, adopts this Constitution and concluding on the date which the final Contribution Amount under the VPA is utilised or allocated to a Local Project by the Committee.

#### **5. Functions of the Committee**

- a) The Committee must comply with any Law, including but not limited to the LGA, in exercising any function delegated to it by Council;
- b) When exercising any function delegated by Council, the Committee must comply strictly with the terms of the Constitution and any Council Policy

#### **6. Duties of the Committee**

- a) In accordance with Schedule 4 of the VPA and subject to any lawful direction of the Council, the Committee is required to do the following:
  - (i) adhere to policies or procedures developed to assist the Committee.
  - (ii) make available for any Responsible Officer of the Council any records of the Committee as requested.
  - (iii) adhere to this Constitution; and
  - (iv) appoint an Auditor in accordance with clause 16 of the Constitution.
- b) The Committee must call for Funding Applications, as and when deemed appropriate by the Committee, and providing it is not less than on an annual basis in accordance with clause 3 of Schedule 4 of the VPA.
- c) The Committee must notify the Developer of each Funding Application in accordance with clause 4 of Schedule 6 of the VPA.
- d) The Committee must recommend allocation of funds from the Community Fund to Council in accordance with clause 5 of Schedule 4 of the VPA.
- e) The Committee may make recommendations to Council that combine multiple years contributions to the Community Fund for expenditure on Local Projects. This may include delaying expenditure to enable the quantum in the Community Fund bank account to accumulate, or alternatively, requesting Council to advance funds from its general account to be repaid over a period of time from the Community Fund.

#### **7. Limitations of Powers**

- a) The Committee must not do anything or allow any person acting under its direction to do anything contrary to the interests of Council.
- b) The Committee must not, give or purport to give any funds, consent or approval (under the EPA, the LGA or any other Law) to any development or building works without the prior approval of Council.
- c) The Committee must not, unless the Committee has obtained prior written approval from the General Manager, engage or contract with any person or corporation to provide any good or service for payment of any consideration or fee.

- d) Committee Members are not permitted to speak to the media on any Council matters in their capacity as a Committee Member unless otherwise approved.
- e) No powers or functions may be delegated by the Committee to any other person or committee unless provided in this Constitution.
- f) The Committee shall not:
  - (i) do anything that is not within the powers, duties and functions delegated in this Constitution;
  - (ii) exercise any function which requires Council approval;
  - (iii) enter into any contracts or accept tenders;
  - (iv) enter into legal action on behalf of Council.

## **8. Committee membership**

- a) The Committee must comprise of:
  - (i) the Mayor or Councillor Delegate;
  - (ii) the General Manager or delegate of Council;
  - (iii) two (2) community representatives;
  - (iv) a representative of the Developer.
- b) Committee membership for the two community representative positions is on an annual basis. Members may stand for re-election at each annual meeting.
- c) Members must be over the age of eighteen (18) years.
- d) The Committee shall, from its own members, elect a Chairperson and Secretary. These positions form the Executive of the Committee.
- e) Council's Chief Financial Officer or delegate will attend Committee meetings, in a non-voting capacity, and undertake the role of Treasurer of the Committee.
- f) In the event of a vacancy occurring for one or both of the community representative positions on the Committee for any reason, the Committee will seek nominations in a manner determined by Council.
- g) The names and addresses of any nominees are to be forwarded to Council for consideration of appointment.
- h) Each member of the Committee exercises that capacity, and provides any labour, on an honorary and voluntary basis. No member of the Committee shall be entitled to any remuneration or wage from Council as a result of that person's membership of the Committee, and there is no employer-employee relationship between Council and any member as a result of that membership.
- i) The General Manager may, by notice in writing, terminate any community representative's membership of the Committee. Such written notice must be provided to each member of the Committee and to the person whose membership has been terminated pursuant to this sub-clause. Such termination takes effect on the date specified in the notice regardless of any request under this sub-clause for a review. The General Manager may, at his or her absolute discretion, withdraw any notice issued pursuant to this sub-clause without prejudice to the General Manager's ability to issue further notices under this sub-clause.

- j) Any member of the Committee shall cease to hold office if:
  - (i) the member becomes bankrupt;
  - (ii) the member resigns from office by notification in writing to the Committee and Council;
  - (iii) the member is absent for more than 6 months without leave from meetings of the Committee;
  - (iv) Council passes a resolution to remove the member from the Committee;
  - (v) the member fails to disclose any pecuniary interest in any matter with which the Committee is concerned and takes part in the consideration, discussion or votes on any question relating to the matter. For the purposes of this provision “pecuniary interest” has the same meaning as defined in Section 439AA of the LGA;
  - (vi) the member is convicted of an offence referred to in Part 4AA Fraud or Part 4AC Money Laundering of the Crimes Act 1900;
  - (vii) the member is prohibited under the Corporations Law (Cwlth) from managing a corporation.
- k) Council has the absolute unfettered right to remove any member(s) of the Committee.
- l) A member can resign at any time, or at the Annual General Meeting.

## 9. Executive

The Executive do not have greater decision-making powers than other Committee members.

At a minimum the Committee must have a Chairperson, Secretary and Treasurer.

### 9.1 Chairperson

The Chairperson is the spokesperson for the organisation and therefore needs to be certain that the organisation is running smoothly and achieving its aims and objectives.

The main responsibilities of the Chairperson are:

- a) chairing meetings of the Committee
- b) being well informed of all Committee activities
- c) being aware of the future directions and plans of members
- d) having a good working knowledge of Council’s policies and procedures
- e) managing Committee meetings
- f) managing the Annual General Meeting
- g) being a supportive leader of all Committee members
- h) ensuring that planning and budgeting is carried out in accordance with the wishes of the members
- i) managing discussion and avoiding members dominating and/or excluding others.
- j) During meetings, the Chairperson is responsible for ensuring:
  - (i) meetings are correctly convened
  - (ii) a quorum is present for all decisions
  - (iii) meeting decisions are properly minuted
  - (iv) maintaining order, and
  - (v) the meeting is conducted while keeping the discussion focused on the business of the meeting and to clarify points and ensure that everyone understands the decisions being considered.



## 9.2 Secretary

The Secretary is often the key contact point for the organisation, that is, for correspondence, phone messages, etc. and is required to record the 'minutes' for each meeting.

The main responsibilities are:

- a) arranging the meetings and preparing the Agenda at least 7 days prior to the date of the meeting
- b) keeping Committee members properly informed by sending them notices of meetings, copies of agendas, correspondence, reports, etc. as required
- c) receiving all incoming correspondence, if required, bring it to the attention of the Committee and/or where necessary writing and dispatching all outwards correspondence required by the Committee. A report listing all incoming and outgoing correspondence, along with progress reports on any works being done, should be presented to Committee meetings
- d) taking and recording minutes of all meetings and distributing copies to Committee members
- e) preparing minutes and other associated documents, distributing copies to committee members and providing a copy of the minutes to Council
- f) liaising with the Chairperson between meetings so the business of the Committee is attended to and, in consultation with the Chairperson, to call special meetings as required
- g) carrying out follow-up action which arises from the business of meetings
- h) organising and delegating tasks
- i) maintaining all committee records.

## 9.3 Treasurer

The Treasurer role will be undertaken by Council's Chief Financial Officer or delegate. The Treasurer is responsible for looking after the Committee's financial business records and is required to present a report of all receipts, payments and other transactions to each Committee meeting.

The main responsibilities of the Treasurer are:

- a) manage a bank account within Council's financial management system
- b) banking money received as soon as practicable after receipt
- c) paying accounts as authorised by the Committee
- d) providing original tax invoices, receipts, cheque butts, bank statements and all other supporting documentation to Council
- e) reporting at each Committee meeting by presenting a simple financial report and bank reconciliation statement
- f) ensuring that annual financial statements are prepared and audited prior to adoption at the Annual General Meeting
- g) presenting a financial report to the Annual General Meeting
- h) undertaking financial reporting as per the Annual Reporting requirements provided to each Committee
- i) monitoring revenue and expenditure

- j) ensuring that accurate financial records are maintained
- k) ensuring that a copy of the annual accounts are submitted to Council by 31 July each year

## **10. Voting**

- a) Each member of the Committee as identified as clause 8(a) is entitled to one (1) vote on any issue put to the vote of members at any meeting of the Committee.
- b) No member is permitted to participate in any debate before the Committee or vote put to the Committee where that member has, either directly or indirectly, a pecuniary interest in the issue(s) debated or subject of that vote.
- c) Each member is required to notify the Committee in writing of the nature of any pecuniary interest.
- d) Voting is by a simple majority of the members.
- e) Proxy votes will not be accepted.
- f) In the event of a tied vote, the Chairperson has the casting vote.

## **11. Disclosure of Interest**

- a) The Committee is a Committee of Council and, as such, Chapter 14 (Honesty and Disclosure of Interests) of the LGA applies to all its members.
- b) The Committee members must comply with Chapter 14 of the LGA.
- c) All members of the Committee and those present at a meeting are expected to behave in a courteous and respectful manner towards each other. If behaviour at the meeting is disrespectful, discourteous, or unruly, the Chairperson can ask for the behaviour to cease and if this does not happen, adjourn the meeting. The meeting will be reconvened at a time agreed upon by the Committee.

## **12. Meetings**

- a) At all meetings of the Committee, 3 out of 5 of the members shall constitute a quorum. A quorum must be present within fifteen minutes of the nominated commencement time.
- b) The Chairperson shall preside at all meetings of the Committee.
- c) Meetings may be held virtually by video-conference or by other means approved by Council.
- d) Meetings are to be conducted in accordance with standard Council meetings procedure and the minutes of each meeting are to be forwarded to Council.
- e) The Committee shall hold ordinary meetings biannually, on a day and at a time to be decided upon by the Committee.
- f) The Committee shall hold an Annual General Meeting, to receive annual reports and elect a Committee Executive once every twelve months.
- g) Where any Member objects to a resolution carried at a meeting of the Committee, such objections must be recorded in the minutes of the Committee and such resolution shall not be valid (and so must not be acted upon or implemented by the Committee) until Council resolves to confirm the resolution of the meeting of the Committee.

- h) The majority of the members of a Committee may resolve that a member of the Committee is to be disqualified. Such resolution shall be recorded in the minutes of any such meeting and those minutes must be submitted to the General
- i) Committee members and the general public are entitled to view the Committee's Minute Book or receive a copy of the Minutes of the Committee resolved by the Committee.
- j) At all meetings of the Committee only business included in the Agenda may be dealt with (excepting the Annual General Meeting) unless all the members of the Committee are present and they unanimously consent to such other business being transacted or if the Chairperson rules the matter is of an urgent nature.
- k) Minutes of all meetings shall be recorded by the Secretary in an approved manner and a copy forwarded with Notice of Next Meeting to the General Manager of Council.
- l) All Committee members are entitled to attend all meetings of the Committee.
- m) Committee meetings shall be open for attendance by members of the community and there should not be indiscriminate exclusion of anyone wanting to attend, however, the Committee may resolve to close a meeting or part thereof where matters under discussion would unnecessarily prejudice or embarrass individuals or organisations and/or potentially prejudice any business transactions.
- n) The Committee should endeavour to give public notice of its meetings.

### **13. Annual General Meetings**

- a) The Annual General Meeting shall be called by the Chairperson of the Committee or, if not so called, by the General Manager of Council.
- b) The Secretary shall give at least four weeks' prior notice of an Annual General Meeting. The notice, giving full details of date, time, place and business of the meeting, is to be sent to all members of the Committee and to the General Manager of Council.
- c) The Annual General Meeting of the Committee shall take place at an agreed time each year for the following purposes:
  - (i) to confirm the Minutes of the previous Annual General Meeting.
  - (ii) to receive the annual financial reports for the preceding twelve (12) months.
  - (iii) to receive nominations and conduct the election of office bearers for the ensuing year.
  - (iv) to transact any business of which at least fourteen days' written notice has been given to the Secretary for inclusion in the Agenda.
- d) Council will advertise the Annual General Meeting on its website on behalf of the Committee.
- e) Members of the public are entitled to address meetings of the Committee with the consent of the Chairperson.

## 14. Extraordinary Meetings

- a) The Secretary may, upon receipt of written authority of the Chairperson or on receipt of a written request signed by no less than three members of the Committee, call a special meeting at a time and at a place determined by the Secretary provided that the time is not less than forty-eight (48) hours prior to the giving of notice of this special meeting by the Secretary. Any such notice must specify the agenda for the special meeting. Failure to receive notice of a special meeting shall not affect the validity of a special meeting.
- b) Unless all members of the Committee unanimously consent to business other than that contained in the agenda for the special meeting being determined at that special meeting, no special meeting shall consider any business other than that for which the special meeting was convened and as contained in the agenda for that special meeting.

## 15. Financial records

- a) Committees appointed under Section 355(b) of the LGA are subject to the same standards of financial accountability as Council. All funds and assets held by the Committee belong to Council. The Committee is responsible for the care and control of these funds.
- b) The Committee, on behalf of Council, is required to comply with Council procedures and instructions, which are designed to ensure that records and day-to-day transactions are handled according to required standards.
- c) The Treasurer shall be responsible for ensuring:
  - (i) the proper keeping of the books and accounts of the Committee, which shall be kept as directed by the General Manager and made available to the Council when required for that purpose by the General Manager.
  - (ii) accounts must be accessible by the General Manager who must be able to authorise, in his or her own right, withdrawals from any account held by the Committee.
  - (iii) forwarding monthly financial and GST reporting, if any, to Council's designated Responsible Officer twice a year in a format as directed by the General Manager.
- d) All monies received by the Committee shall be deposited, within seven (7) days of receipt into an interest-bearing account held in the name of Council for the purpose of a Community Fund pursuant to the provisions of section 625 LGA.

## 16. Records and record keeping

The Australian Standard on Records Management (AS 4390-1996, Part 1. Clause 4.2.1) defines a record as Recorded information, in any form, including data in computer systems, created or received and maintained by an organisation or person in the transaction of business or the conduct of affairs and kept as evidence of such activity.

### 16.1 Ownership and legislation

As determined by the State Records Act 1998, neither the Committee nor Council is the owner of records created and maintained by them. As a public office Council's records are officially records of the state and must be managed by Council and Committees accordingly.

## 16.2 Storage and custody of records

- a) Records should be stored in an area away from potential hazards, e.g. fuel, water, fire, vermin.
- b) Records should be stored in a secure location.
- c) Release of original or photocopied records to any person, other than a current Committee member or an authorised officer of the Council, is prohibited.

## 16.3 Access to records

- a) Access to records by persons other than current Committee members or an authorised officer of the Council is prohibited.
- b) Request for access to records, for persons other than those stated above, must be made through Council's Public Officer.
- c) The Committee acknowledges it has a responsibility under the Privacy and Personal Information Protection Act 1998 to protect the personal information and privacy of individuals in general. The Committee will not provide to any person other than a Committee member any personal information unless it has been specifically collected for the purposes for which it is being requested. This includes contact details for a member of the Committee unless that member has agreed those details can be provided to members of the public.

## 16.4 Responsible Officers.

- a) Return of original records to Council is to be done annually following each individual Committee's Annual General Meeting.
- b) Photocopies of returned records will be provided, within reason, if required for ongoing business activities.

## 17. Auditing

- a) At least once every 5 years, Council must appoint an Auditor to reconcile:
  - (i) the Community Fund Monetary Contribution paid by the Developer under clause 3 of Schedule 3 of the VPA;
  - (ii) any payments made by Council in accordance with clause 5 of Schedule 4 of the VPA;
  - (iii) identify any corrective payments required.
- b) The Developer and Council must make any corrective payments identified by the Auditor as being necessary to reconcile the Community Fund.
- c) The costs of the Auditor will be paid out of the Community Fund.

## 18. Intellectual property

The Committee acknowledges and agrees:

- a) it is important for Council to develop, maintain, protect and manage the organisation's intellectual property including copyrights, trademarks, registered designs, patents and databases.
- b) the Committee, as a delegate of Council, has a duty to observe and help protect Council's intellectual property by not copying or supplying such property without the express permission of Council.
- c) Council retains ownership of all intellectual property created by Committee members in the course of their Committee work.

**19. Dispute resolution**

Where the Committee is unable to reach a determination of any issue, the Committee must refer that issue to the General Manager for determination of the dispute, whose determination of the dispute shall be final and binding upon the Committee.

**20. Work health & safety**

- a) In undertaking all of its activities Council will seek to ensure that the obligations of the Work Health and Safety Act, 2011 are observed.
- b) Committee members and volunteers undertaking work or activities on Council land are subject to Work Health & Safety Legislation.
- c) Any incidents or injuries to persons or property, including potential incidents or injuries, must be reported to Council within 24 hours.
- d) Where there are witnesses to the injury or incident, the Committee must attempt to obtain and record the name, address and contact telephone number of each such witness.
- e) The Committee shall ensure that all documents and records of compliance required by Council shall be tendered at the next ordinary meeting of the committee and shall form part of the minutes of that meeting.

**21. Amendment of the Constitution**

- a) The Constitution may only be altered by resolution of the Council.
- b) The Committee may request Council to consider an amendment their Constitution once the proposed alteration is submitted to a General Meeting of the Committee and the notice convening such a meeting contains the proposed alteration or the effect thereof AND such proposed alteration is approved by majority of the members present at such a General Meeting.

**22. Dissolution**

- a) Council may dissolve a Committee if that Committee is not complying with the roles and responsibilities of the Committee.
- b) The Committee may be dissolved by Council in the event of membership dropping to less than four (4) persons. However, if a Committee chooses to remain active with less than four members, it is given six months to re-establish a viable membership (i.e. minimum of four members).
- c) On dissolution of the Committee, the Secretary must forward immediately all records (minutes, correspondence, financial records) to Council.
- d) Upon a resolution being passed by Council for the dissolution of the Committee, all assets and funds of the Committee shall, after payment of all expenses and liabilities, be handed over to Council for the future management of the facility or to be held in trust by Council until a Committee is re-established.

Document Name	Document Version Number	Review Date
Terms of Reference	1.0.0	As Required
Date Adopted	Minute Number	Status
15 February 2023	6388	New

### Committee Status

The Committee shall be established as a Committee of Council under Section 355 of the Local Government Act (1993) (the Act) and have authorised such functions under Section 377 Delegated Functions of the Act as detailed in the Committees' TERMS OF REFERENCE.

### Name of the Committee

The name of the Committee shall be the:

#### **Jindera Solar Farm Committee**

**This Terms of Reference is in accordance with the Voluntary Planning Agreement and agreed Committee Constitution**

#### 1. Objective

The objectives of this Constitution are:

- a. to administer the Community Fund in accordance with the VPA;
- b. to ensure that all meetings of the Committee are conducted in an orderly and proper manner, according to the principles of procedural fairness and due process;
- c. to assist with the conduct of discussion and debate during Committee meetings;
- d. to ensure that all Committee Members understand their rights and obligations during Committee meetings;
- e. to ensure that all Committee Members have an equal opportunity to participate fully in the meeting;
- f. to ensure that Committee Members participate in meetings that engender a positive meeting environment that is without malice and avoids insulting, improper or defamatory statements; and
- g. to be an effective aid to good governance.

#### 2. Definitions

In this Constitution, unless the context requires otherwise:

**Auditor** means an appropriately qualified auditor appointed by Council.

**Constitution** means and includes this document along with all schedules and attachments referred to in this document.

**Chairperson** means a member of the Committee whose appointment has been approved by Council.

**Committee** means the Jindera Solar Farm Committee, being a Section 355 Committee of Council.

**Council** means Greater Hume Council ABN 44 970 341 154.

**Committee Member** means a Committee Member of the Jindera Solar Farm Committee.

**Community Fund** means the fund to be established by Council and administered in accordance with the VPA.

**Developer** means the developer as defined in the applicable VPA.

**EPA Act** means the *Environmental Planning and Assessment Act 1979* (NSW).

**Financial Year** means the period from 1 July year X to 30 June Year X + 1.

**General Manager** means the person appointed or acting in the position of General Manager of Greater Hume Council.

**Intellectual Property** means and includes the copyrights, trademarks, registered designs, patents and databases. In particular, it refers to a range of Council resources including written material, design drawings, maps and plans, computer programs and databases.

**Law** means any statute along with any regulation, rule, planning instrument, policy or plan having effect under any such statute.

**LGA** means the *Local Government Act 1993* (NSW).

**Local Projects** has the same definition ascribed to it within the VPA.

**WHS Policy** means any Work Health and Safety Policy or Procedure/s adopted by Council and includes any Manual or other document forming part of, or associated with, any such Policy.

**Personal Information** means “information or an opinion about an individual whose identity is apparent or can reasonably be ascertained from the information or the opinion” as defined in *Privacy and Personal Information Act 1998*, Section 4.

**Record** means recorded information, in any form, including data in computer systems, created or received and maintained by an organisation or person in the transaction of business or the conduct of affairs and kept as evidence of such activity.

**Responsible Officer** means the person nominated by the General Manager.

**Schedule** means the Schedule attached to this Constitution.

**Secretary** means the Secretary of the Committee.

**Treasurer** means the Chief Financial Officer or delegate of Council.

**VPA** means the Voluntary Planning Agreement between Greater Hume Council, Minister for Planning and Public Places and the Developer.

### 3. Purpose of the Constitution

- a. The Committee has been established under the VPA to administer the Community Fund and is to be operated as a section 355 LGA Committee.
- b. The Committee is acting on Council’s behalf; the Committee is ‘Council’ and any action which the Committee undertakes is Council’s responsibility.
- c. The Constitution provides a mandatory set of rules that defines the functions that Council has delegated to the Committee, the manner in which those delegated functions are to be undertaken by the Committee, and an administrative structure and procedures to ensure that the Council is able to monitor the conduct and performance of the Committee, particularly with regard to managing potential liabilities that might



arise as a result of the activities of the Committee, in a similar manner to that which Council monitors others performing Council's functions under delegation.

#### **4. Term**

- a. The Council must establish the Committee on or before the Commercial Operation Commencement Date as defined in the VPA.
- b. This Constitution operates for a term commencing from the date on which Council, by resolution, adopts this Constitution and concluding on the date which the final Contribution Amount under the VPA is utilised or allocated to a Local Project by the Committee.

#### **5. Functions of the Committee**

- a. The Committee must comply with any Law, including but not limited to the LGA, in exercising any function delegated to it by Council;
- b. When exercising any function delegated by Council, the Committee must comply strictly with the terms of the Constitution and any Council Policy

#### **6. Duties of the Committee**

- a. In accordance with Schedule 4 of the VPA and subject to any lawful direction of the Council, the Committee is required to do the following:
  - I. adhere to policies or procedures developed to assist the Committee.
  - II. make available for any Responsible Officer of the Council any records of the Committee as requested.
  - III. adhere to this Constitution; and
  - IV. appoint an Auditor in accordance with clause 16 of the Constitution.
- b. The Committee must call for Funding Applications, as and when deemed appropriate by the Committee, and providing it is not less than on an annual basis in accordance with clause 3 of Schedule 4 of the VPA.
- c. The Committee must notify the Developer of each Funding Application in accordance with clause 4 of Schedule 6 of the VPA.
- d. The Committee must recommend allocation of funds from the Community Fund to Council in accordance with clause 5 of Schedule 4 of the VPA.
- e. The Committee may make recommendations to Council that combine multiple years contributions to the Community Fund for expenditure on Local Projects. This may include delaying expenditure to enable the quantum in the Community Fund bank account to accumulate, or alternatively, requesting Council to advance funds from its general account to be repaid over a period of time from the Community Fund.

#### **7. Limitations of Powers**

- a. The Committee must not do anything or allow any person acting under its direction to do anything contrary to the interests of Council.
- b. The Committee must not, give or purport to give any funds, consent or approval (under the EPA, the LGA or any other Law) to any development or building works without the prior approval of Council.
- c. The Committee must not, unless the Committee has obtained prior written approval from the General Manager, engage or contract with any person or corporation to provide any good or service for payment of any consideration or fee.

- d. Committee Members are not permitted to speak to the media on any Council matters in their capacity as a Committee Member unless otherwise approved.
- e. No powers or functions may be delegated by the Committee to any other person or committee unless provided in this Constitution.
- f. The Committee shall not:
  - I. do anything that is not within the powers, duties and functions delegated in this Constitution;
  - II. exercise any function which requires Council approval;
  - III. enter into any contracts or accept tenders;
  - IV. enter into legal action on behalf of Council.

## **8. Committee membership**

- a. The Committee must comprise of:
  - I. the Mayor or Councillor Delegate;
  - II. the General Manager or delegate of Council;
  - III. two (2) community representatives;
  - IV. a representative of the Developer.
- b. Committee membership for the two community representative positions is on an annual basis. Members may stand for re-election at each annual meeting.
- c. Members must be over the age of eighteen (18) years.
- d. The Committee shall, from its own members, elect a Chairperson and Secretary. These positions form the Executive of the Committee.
- e. Council's Chief Financial Officer or delegate will attend Committee meetings, in a non-voting capacity, and undertake the role of Treasurer of the Committee.
- f. In the event of a vacancy occurring for one or both of the community representative positions on the Committee for any reason, the Committee will seek nominations in a manner determined by Council.
- g. The names and addresses of any nominees are to be forwarded to Council for consideration of appointment.
- h. Each member of the Committee exercises that capacity, and provides any labour, on an honorary and voluntary basis. No member of the Committee shall be entitled to any remuneration or wage from Council as a result of that person's membership of the Committee, and there is no employer-employee relationship between Council and any member as a result of that membership.
- i. The General Manager may, by notice in writing, terminate any community representative's membership of the Committee. Such written notice must be provided to each member of the Committee and to the person whose membership has been terminated pursuant to this sub-clause. Such termination takes effect on the date specified in the notice regardless of any request under this sub-clause for a review. The General Manager may, at his or her absolute discretion, withdraw any notice issued pursuant to this sub-clause without prejudice to the General Manager's ability to issue further notices under this sub-clause.

- j. Any member of the Committee shall cease to hold office if:
  - I. the member becomes bankrupt;
  - II. the member resigns from office by notification in writing to the Committee and Council;
  - III. the member is absent for more than 6 months without leave from meetings of the Committee;
  - IV. Council passes a resolution to remove the member from the Committee;
  - V. the member fails to disclose any pecuniary interest in any matter with which the Committee is concerned and takes part in the consideration, discussion or votes on any question relating to the matter. For the purposes of this provision “pecuniary interest” has the same meaning as defined in Section 439AA of the LGA;
  - VI. the member is convicted of an offence referred to in Part 4AA Fraud or Part 4AC Money Laundering of the Crimes Act 1900;
  - VII. the member is prohibited under the Corporations Law (Cwlth) from managing a corporation.
- k. Council has the absolute unfettered right to remove any member(s) of the Committee.
- l. A member can resign at any time, or at the Annual General Meeting.

## 9. Executive

The Executive do not have greater decision-making powers than other Committee members.

At a minimum the Committee must have a Chairperson, Secretary and Treasurer.

### 9.1 Chairperson

The Chairperson is the spokesperson for the organisation and therefore needs to be certain that the organisation is running smoothly and achieving its aims and objectives.

The main responsibilities of the Chairperson are:

- a. chairing meetings of the Committee
- b. being well informed of all Committee activities
- c. being aware of the future directions and plans of members
- d. having a good working knowledge of Council’s policies and procedures
- e. managing Committee meetings
- f. managing the Annual General Meeting
- g. being a supportive leader of all Committee members
- h. ensuring that planning and budgeting is carried out in accordance with the wishes of the members
- i. managing discussion and avoiding members dominating and/or excluding others.
- j. During meetings, the Chairperson is responsible for ensuring:
  - I. meetings are correctly convened
  - II. a quorum is present for all decisions
  - III. meeting decisions are properly minuted
  - IV. maintaining order, and
  - V. the meeting is conducted while keeping the discussion focused on the business of the meeting and to clarify points and ensure that everyone understands the decisions being considered.

## 9.2 Secretary

The Secretary is often the key contact point for the organisation, that is, for correspondence, phone messages, etc. and is required to record the 'minutes' for each meeting.

- a. The main responsibilities are:
- b. arranging the meetings and preparing the Agenda at least 7 days prior to the date of the meeting
- c. keeping Committee members properly informed by sending them notices of meetings, copies of agendas, correspondence, reports, etc. as required
- d. receiving all incoming correspondence, if required, bring it to the attention of the Committee and/or where necessary writing and dispatching all outwards correspondence required by the Committee. A report listing all incoming and outgoing correspondence, along with progress reports on any works being done, should be presented to Committee meetings
- e. taking and recording minutes of all meetings and distributing copies to Committee members
- f. preparing minutes and other associated documents, distributing copies to committee members and providing a copy of the minutes to Council
- g. liaising with the Chairperson between meetings so the business of the Committee is attended to and, in consultation with the Chairperson, to call special meetings as required
- h. carrying out follow-up action which arises from the business of meetings
- i. organising and delegating tasks
- j. maintaining all committee records.

## 9.3 Treasurer

The Treasurer role will be undertaken by Council's Chief Financial Officer or delegate. The Treasurer is responsible for looking after the Committee's financial business records and is required to present a report of all receipts, payments and other transactions to each Committee meeting.

The main responsibilities of the Treasurer are:

- a. manage a bank account within Council's financial management system
- b. banking money received as soon as practicable after receipt
- c. paying accounts as authorised by the Committee
- d. providing original tax invoices, receipts, cheque butts, bank statements and all other supporting documentation to Council
- e. reporting at each Committee meeting by presenting a simple financial report and bank reconciliation statement
- f. ensuring that annual financial statements are prepared and audited prior to adoption at the Annual General Meeting
- g. presenting a financial report to the Annual General Meeting
- h. undertaking financial reporting as per the Annual Reporting requirements provided to each Committee
- i. monitoring revenue and expenditure
- j. ensuring that accurate financial records are maintained
- k. ensuring that a copy of the annual accounts are submitted to Council by 31 July each year

**10. Voting**

- a. Each member of the Committee as identified as clause 8(a) is entitled to one (1) vote on any issue put to the vote of members at any meeting of the Committee.
- b. No member is permitted to participate in any debate before the Committee or vote put to the Committee where that member has, either directly or indirectly, a pecuniary interest in the issue(s) debated or subject of that vote.
- c. Each member is required to notify the Committee in writing of the nature of any pecuniary interest.
- d. Voting is by a simple majority of the members.
- e. Proxy votes will not be accepted.
- f. In the event of a tied vote, the Chairperson has the casting vote.

**11. Disclosure of Interest**

- a. The Committee is a Committee of Council and, as such, Chapter 14 (Honesty and Disclosure of Interests) of the LGA applies to all its members.
- b. The Committee members must comply with Chapter 14 of the LGA.
- c. All members of the Committee and those present at a meeting are expected to behave in a courteous and respectful manner towards each other. If behaviour at the meeting is disrespectful, discourteous, or unruly, the Chairperson can ask for the behaviour to cease and if this does not happen, adjourn the meeting. The meeting will be reconvened at a time agreed upon by the Committee.

**12. Meetings**

- a. At all meetings of the Committee, 3 out of 5 of the members shall constitute a quorum. A quorum must be present within fifteen minutes of the nominated commencement time.
- b. The Chairperson shall preside at all meetings of the Committee.
- c. Meetings may be held virtually by video-conference or by other means approved by Council.
- d. Meetings are to be conducted in accordance with standard Council meetings procedure and the minutes of each meeting are to be forwarded to Council.
- e. The Committee shall hold ordinary meetings biannually, on a day and at a time to be decided upon by the Committee.
- f. The Committee shall hold an Annual General Meeting, to receive annual reports and elect a Committee Executive once every twelve months.
- g. Where any Member objects to a resolution carried at a meeting of the Committee, such objections must be recorded in the minutes of the Committee and such resolution shall not be valid (and so must not be acted upon or implemented by the Committee) until Council resolves to confirm the resolution of the meeting of the Committee.

- h. The majority of the members of a Committee may resolve that a member of the Committee is to be disqualified. Such resolution shall be recorded in the minutes of any such meeting and those minutes must be submitted to the General
- i. Committee members and the general public are entitled to view the Committee's Minute Book or receive a copy of the Minutes of the Committee resolved by the Committee.
- j. At all meetings of the Committee only business included in the Agenda may be dealt with (excepting the Annual General Meeting) unless all the members of the Committee are present and they unanimously consent to such other business being transacted or if the Chairperson rules the matter is of an urgent nature.
- k. Minutes of all meetings shall be recorded by the Secretary in an approved manner and a copy forwarded with Notice of Next Meeting to the General Manager of Council.
- l. All Committee members are entitled to attend all meetings of the Committee.
- m. Committee meetings shall be open for attendance by members of the community and there should not be indiscriminate exclusion of anyone wanting to attend, however, the Committee may resolve to close a meeting or part thereof where matters under discussion would unnecessarily prejudice or embarrass individuals or organisations and/or potentially prejudice any business transactions.
- n. The Committee should endeavour to give public notice of its meetings.

### **13. Annual General Meetings**

- a. The Annual General Meeting shall be called by the Chairperson of the Committee or, if not so called, by the General Manager of Council.
- b. The Secretary shall give at least four weeks' prior notice of an Annual General Meeting. The notice, giving full details of date, time, place and business of the meeting, is to be sent to all members of the Committee and to the General Manager of Council.
- c. The Annual General Meeting of the Committee shall take place at an agreed time each year for the following purposes:
  - I. to confirm the Minutes of the previous Annual General Meeting.
  - II. to receive the annual financial reports for the preceding twelve (12) months.
  - III. to receive nominations and conduct the election of office bearers for the ensuing year.
  - IV. to transact any business of which at least fourteen days' written notice has been given to the Secretary for inclusion in the Agenda.
- d. Council will advertise the Annual General Meeting on its website on behalf of the Committee.
- e. Members of the public are entitled to address meetings of the Committee with the consent of the Chairperson.

#### **14. Extraordinary Meetings**

- a. The Secretary may, upon receipt of written authority of the Chairperson or on receipt of a written request signed by no less than three members of the Committee, call a special meeting at a time and at a place determined by the Secretary provided that the time is not less than forty-eight (48) hours prior to the giving of notice of this special meeting by the Secretary. Any such notice must specify the agenda for the special meeting. Failure to receive notice of a special meeting shall not affect the validity of a special meeting.
- b. Unless all members of the Committee unanimously consent to business other than that contained in the agenda for the special meeting being determined at that special meeting, no special meeting shall consider any business other than that for which the special meeting was convened and as contained in the agenda for that special meeting.

#### **15. Financial records**

- a. Committees appointed under Section 355(b) of the LGA are subject to the same standards of financial accountability as Council. All funds and assets held by the Committee belong to Council. The Committee is responsible for the care and control of these funds.
- b. The Committee, on behalf of Council, is required to comply with Council procedures and instructions, which are designed to ensure that records and day-to-day transactions are handled according to required standards.
- c. The Treasurer shall be responsible for ensuring:
  - I. the proper keeping of the books and accounts of the Committee, which shall be kept as directed by the General Manager and made available to the Council when required for that purpose by the General Manager.
  - II. accounts must be accessible by the General Manager who must be able to authorise, in his or her own right, withdrawals from any account held by the Committee.
  - III. forwarding monthly financial and GST reporting, if any, to Council's designated Responsible Officer twice a year in a format as directed by the General Manager.
- d. All monies received by the Committee shall be deposited, within seven (7) days of receipt into an interest-bearing account held in the name of Council for the purpose of a Community Fund pursuant to the provisions of section 625 LGA.

#### **16. Records and record keeping**

The Australian Standard on Records Management (AS 4390-1996, Part 1. Clause 4.2.1) defines a record as Recorded information, in any form, including data in computer systems, created or received and maintained by an organisation or person in the transaction of business or the conduct of affairs and kept as evidence of such activity.

##### **16.1 Ownership and legislation**

As determined by the State Records Act 1998, neither the Committee nor Council is the owner of records created and maintained by them. As a public office Council's records are officially records of the state and must be managed by Council and Committees accordingly.

**16.2 Storage and custody of records**

- a. Records should be stored in an area away from potential hazards, e.g. fuel, water, fire, vermin.
- b. Records should be stored in a secure location.
- c. Release of original or photocopied records to any person, other than a current Committee member or an authorised officer of the Council, is prohibited.

**16.3 Access to records**

- a. Access to records by persons other than current Committee members or an authorised officer of the Council is prohibited.
- b. Request for access to records, for persons other than those stated above, must be made through Council's Public Officer.
- c. The Committee acknowledges it has a responsibility under the Privacy and Personal Information Protection Act 1998 to protect the personal information and privacy of individuals in general. The Committee will not provide to any person other than a Committee member any personal information unless it has been specifically collected for the purposes for which it is being requested. This includes contact details for a member of the Committee unless that member has agreed those details can be provided to members of the public.

**16.4 Responsible Officers.**

- a. Return of original records to Council is to be done annually following each individual Committee's Annual General Meeting.
- b. Photocopies of returned records will be provided, within reason, if required for ongoing business activities.

**17. Auditing**

- a. At least once every 5 years, Council must appoint an Auditor to reconcile:
  - I. the Community Fund Monetary Contribution paid by the Developer under clause 3 of Schedule 3 of the VPA;
  - II. any payments made by Council in accordance with clause 5 of Schedule 4 of the VPA;
  - III. identify any corrective payments required.
  - IV. The Developer and Council must make any corrective payments identified by the Auditor as being necessary to reconcile the Community Fund.
  - V. The costs of the Auditor will be paid out of the Community Fund.

**18. Intellectual property**

The Committee acknowledges and agrees:

- a. it is important for Council to develop, maintain, protect and manage the organisation's intellectual property including copyrights, trademarks, registered designs, patents and databases.
- b. the Committee, as a delegate of Council, has a duty to observe and help protect Council's intellectual property by not copying or supplying such property without the express permission of Council.
- c. Council retains ownership of all intellectual property created by Committee members in the course of their Committee work.



**19. Dispute resolution**

Where the Committee is unable to reach a determination of any issue, the Committee must refer that issue to the General Manager for determination of the dispute, whose determination of the dispute shall be final and binding upon the Committee.

**20. Work health & safety**

- a. In undertaking all of its activities Council will seek to ensure that the obligations of the Work Health and Safety Act, 2011 are observed.
- b. Committee members and volunteers undertaking work or activities on Council land are subject to Work Health & Safety Legislation.
- c. Any incidents or injuries to persons or property, including potential incidents or injuries, must be reported to Council within 24 hours.
- d. Where there are witnesses to the injury or incident, the Committee must attempt to obtain and record the name, address and contact telephone number of each such witness.
- e. The Committee shall ensure that all documents and records of compliance required by Council shall be tendered at the next ordinary meeting of the committee and shall form part of the minutes of that meeting.

**21. Amendment of the Constitution**

- a. The Constitution may only be altered by resolution of the Council.
- b. The Committee may request Council to consider an amendment their Constitution once the proposed alteration is submitted to a General Meeting of the Committee and the notice convening such a meeting contains the proposed alteration or the effect thereof AND such proposed alteration is approved by majority of the members present at such a General Meeting.

**22. Dissolution**

- a. Council may dissolve a Committee if that Committee is not complying with the roles and responsibilities of the Committee.
- b. The Committee may be dissolved by Council in the event of membership dropping to less than four (4) persons. However, if a Committee chooses to remain active with less than four members, it is given six months to re-establish a viable membership (i.e. minimum of four members).
- c. On dissolution of the Committee, the Secretary must forward immediately all records (minutes, correspondence, financial records) to Council.
- d. Upon a resolution being passed by Council for the dissolution of the Committee, all assets and funds of the Committee shall, after payment of all expenses and liabilities, be handed over to Council for the future management of the facility or to be held in trust by Council until a Committee is re-established.

**Criteria for choosing the community member applicants to the Solar Farm Committees should more than two applicants apply;**

Ideally a Community Representative on the S355 Solar Farm Committee's would have;

1. Knowledge of the Walla Walla or Jindera communities needs in terms of new infrastructure, services etc.
2. Experience on a community committee or group where formal meetings were undertaken following a legislated protocol
3. Ability and experience providing meaningful strategic input to a community committee or group who are managing and distributing a large community fund.
4. Ability to understand and comply with the disclosure of interest obligations of a Section 355 committee.

Questions sent to the applicants based on the above criteria would be;

1. Please detail your knowledge of the Walla Walla or Jindera's community's current needs in terms of new infrastructure, services etc. and why the Solar Farm Committee funding would be suited for use on these needs?
2. Provide details of your experience on a community committee or group where formal meetings were undertaken following a legislated protocol
3. How would you provide meaningful strategic input to the committee who are managing and distributing a large community fund.
4. Do you understand your obligations to disclose all personal and financial interests to the Section 355 committee and step down on decision where your interests conflict with the funding application?

**ORDINARY MEETING OF GREATER HUME COUNCIL  
TO BE HELD AT  
COMMUNITY MEETING ROOM, LIBRARY COMPLEX, LIBRARY LANE, HOLBROOK  
ON WEDNESDAY, 10 NOVEMBER 2021**

RIVERINA REGIONAL LIBRARY [CONT'D]

A number of meetings have been held over recent weeks whereby a range of operating models were developed and considered by member council representatives. Following consideration of a number of options, a preferred model has been chosen. The major elements of the preferred model are as follows:

- total contributions from member councils reduce from \$3,261,788 in 2021/2022 to \$2,184,958 in 2022/2023 (exc WWCC)
- total employment costs reduce from \$1,482,740 in 2021/2022 to \$937,604 in 2022/2023
- other operating expenses reduced across most budget lines so as to achieve a relatively balanced net operating result based on the reduced member contributions
- service levels and service delivery models amended to reflect reduced operating capacity
- the next Deed of Agreement for be a period of three (3) years commencing 1 July 2022 with a formal review of RRL operations under the revised model be conducted within 18 months of commencement of the agreement.

Under the revised operating model, Greater Hume Council's contributions to RRL will be as follows:

	<b>2021 / 2022</b>	<b>2022 / 2023</b>	<b>Increase</b>
RRL Administration	\$193,961	\$240,257	\$46,296
Mobile Library	\$81,186	\$89,808	\$8,622
<b>Total</b>			<b>\$54,918</b>

Whilst the increase to Council's contribution is significant, the benefits gained by Council's static libraries through membership of RRL are also significant and it is the view of management that membership should be retained. What is in question however is the efficiency and relevance of the mobile library service.

Greater Hume Council has been examining the efficiency of the mobile library service for some time and as such the current review of all RRL operations provides Council with an opportunity to reach a firm position on the future of the mobile library service. In 2019, management completed a Service Review of the mobile library service whereby the efficiency of the current delivery model was examined along with a number of alternate service options. A copy of the original Service Review is **ENCLOSED SEPARATELY** for the information of Councillors. Some areas of the document have been amended to reflect current contribution and operating costs. Amended areas are highlighted **in yellow** in the enclosed document.

**ORDINARY MEETING OF GREATER HUME COUNCIL  
TO BE HELD AT  
COMMUNITY MEETING ROOM, LIBRARY COMPLEX, LIBRARY LANE, HOLBROOK  
ON WEDNESDAY, 10 NOVEMBER 2021**

**RIVERINA REGIONAL LIBRARY [CONT'D]**

As the Service Review indicates, it is management's view that the cost of providing library services under the current mobile library delivery model is costly, inefficient and outdated. There are a number of innovative and modern alternatives showcased in the Service Review and it is recommended that Council actively adopt these options rather than continue to support the current mobile library model.

The current RRL Deed of Agreement requires a member council to provide two (2) years notice of its intention to withdraw from the mobile library service and is recommended that Council resolve to give notice of its intention to withdraw effective 30 June 2024. It is expected that withdrawing from the mobile library service will offset the increase in contributions to the RRL administration thereby allowing Council to confirm its ongoing support for RRL whilst limiting the financial impact of the required increased contribution.

**BUDGET IMPLICATIONS**

Costs associated with membership of the Riverina Regional Library will increase under the proposed operating model for the next two financial years, however withdrawal from the mobile library service effective 30 June 2024 will enable contributions to stabilise or possibly even reduce slightly.

**CONCLUSION**

The Riverina Regional Library provides a valuable service to residents of Greater Hume Shire Council. However the withdrawal of WWCC has triggered a major review of RRL operations and the services provided to member councils. As a result, the contribution payable by Greater Hume Council will increase significantly, and it is recommended that in order to offset the increased contribution, Council give notice of its intention to withdraw from the mobile library service effective 30 June 2024.

**RECOMMENDATION**

That Council:

1. Confirm ongoing membership of Riverina Regional Library for the term of the next Deed of Agreement being 1 July 2022 to 30 June 2025, subject to the contribution model submitted to the RRL Advisory Committee meeting of 4 November 2021 being adopted.
2. In accordance with the Riverina Regional Library Deed of Agreement give notice of withdrawal from the Riverina Regional Library Mobile Library Service effective 30 June 2024

Assessment	Lot	Owner	Property Address	Postal Address	Town	State	Phone	Email	Frontage	%	Full \$	Landowner Contribution	Council Contribution
10048247	1/543149	Holbrook Hotel	144 Albury St Holbrook	PO Box 77	Holbrook	NSW	No	No	43.6	50.00%	\$6,474.60	\$3,237.30	\$3,237.30
10048247	2/543149	Holbrook Hotel	144 Albury St Holbrook	PO Box 77	Holbrook	NSW	No	No	52.4	50.00%	\$7,781.40	\$3,890.70	\$3,890.70
10052157	1 Sec D/2748	Holbrook Hotel	86 Wallace St Holbrook	PO Box 77	Holbrook	NSW	No	No	54.1	50.00%	\$8,033.85	\$4,016.93	\$4,016.93
10050664	20 Sec D/2748	J M Beavis	37 Peel St Holbrook	37 Peel St	Holbrook	NSW	457650409	<a href="mailto:jess.beavis@hotmail.com">jess.beavis@hotmail.com</a>	53.9	25.00%	\$8,004.15	\$2,001.04	\$6,003.11
10052629	2 Sec 34/758522	NSW Fire Brigade	23 Wallace St Holbrook	Unit 43 45 Johnston St	Wagga Wagga	NSW	No	No	30.4	50.00%	\$4,514.40	\$2,257.20	\$2,257.20
10052140	1 Sec 34/758522	GHSC Pre-School	64 Swift St Holbrook	PO Box 99	Holbrook	NSW			46.9	50.00%	\$6,964.65	\$3,482.33	\$3,482.33
Blank No Info	Drain												
											<b>\$41,773.05</b>	<b>\$18,885.49</b>	<b>\$22,887.56</b>

Width of  
proposed  
path; 1.5 m  
Cost of path  
only; 99 \$/sq.m

Assessment	Lot	Owner	Property Address	Postal Address	Town	State	Phone	Email	Frontage	%	Full \$	Landowner Contribution	Council Contribution
10068310	8 Sec K/4843	T Norwood	1 Bowler St Holbrook	1A Assis Cl	Cranebrook	NSW	No	No	17.2	50.00%	\$2,554.20	\$1,277.10	\$1,277.10
10058980	9 Sec K/4843	PJ Zapirain & M A Pichler	3-5 Bowler St Holbrook	5 Bowler St	Holbrook	NSW	No	No	20.1	50.00%	\$2,984.85	\$1,492.43	\$1,492.43
10058980	10 Sec K/4843	PJ Zapirain & M A Pichler	3-5 Bowler St Holbrook	5 Bowler St	Holbrook	NSW	No	No	20.1	50.00%	\$2,984.85	\$1,492.43	\$1,492.43
10048825	11 Sec K/4843	M K Savill	7-9 Bowler St Holbrook	25 Webb St	Holbrook	NSW	409362605	<a href="mailto:msa29328@bigpond.net.au">msa29328@bigpond.net.au</a>	20.1	50.00%	\$2,984.85	\$1,492.43	\$1,492.43
10048825	12 Sec K/4843	M K Savill	7-9 Bowler St Holbrook	25 Webb St	Holbrook	NSW	409362605	<a href="mailto:msa29328@bigpond.net.au">msa29328@bigpond.net.au</a>	20.1	50.00%	\$2,984.85	\$1,492.43	\$1,492.43
10048833	8 Sec J/4843	N J Smith & G J Savage	13 Bowler St Holbrook	13 Bowler St	Holbrook	NSW	438858626		20.1	50.00%	\$2,984.85	\$1,492.43	\$1,492.43
10048833	9 Sec J/4843	N J Smith & G J Savage	13 Bowler St Holbrook	13 Bowler St	Holbrook	NSW	438858626		20.1	50.00%	\$2,984.85	\$1,492.43	\$1,492.43
10048841	10 Sec J/4843	L I Hunt	15 Bowler St Holbrook	15 Bowler St	Holbrook	NSW	409008747		20.1	50.00%	\$2,984.85	\$1,492.43	\$1,492.43
10048858	11 Sec J/4843	J L Daniel	17 Bowler St Holbrook	PO Box 13	Holbrook	NSW	427362531		20.1	50.00%	\$2,984.85	\$1,492.43	\$1,492.43
10048866	12 Sec J/4843	P D Hicks	19 Bowler St Holbrook	19 Bowler St	Holbrook	NSW	438675026		20.1	50.00%	\$2,984.85	\$1,492.43	\$1,492.43
10048874	8 Sec H/4843	J D Starr-Formosa	21 Bowler St Holbrook	21 Bowler St	Holbrook	NSW	260363830		20.1	50.00%	\$2,984.85	\$1,492.43	\$1,492.43
10048882	9 Sec H/4843	G A & M Ayton	23 Bowler St Holbrook	23 Bowler St	Holbrook	NSW	260362991		20.1	50.00%	\$2,984.85	\$1,492.43	\$1,492.43
10048890	10 Sec H/4843	L J Casey	27 Bowler St Holbrook	27 Bowler St	Holbrook	NSW	438708230	<a href="mailto:lachlan.casey@hotmail.com">lachlan.casey@hotmail.com</a>	20.1	50.00%	\$2,984.85	\$1,492.43	\$1,492.43
10048890	11 Sec H/4843	L J Casey	27 Bowler St Holbrook	27 Bowler St	Holbrook	NSW	438708230	<a href="mailto:lachlan.casey@hotmail.com">lachlan.casey@hotmail.com</a>	20.1	50.00%	\$2,984.85	\$1,492.43	\$1,492.43
10048890	12 Sec H/4843	L J Casey	27 Bowler St Holbrook	27 Bowler St	Holbrook	NSW	438708230	<a href="mailto:lachlan.casey@hotmail.com">lachlan.casey@hotmail.com</a>	20.1	50.00%	\$2,984.85	\$1,492.43	\$1,492.43
											\$44,342.10	\$22,171.05	\$22,171.05

Width of proposed path; 1.5 m  
Cost of path only; 99 \$/sq.m

HMD23/505

Ms Evelyn Arnold  
General Manager  
Greater Hume Council  
39 Young Street,  
HOLBROOK 2644

By email: [mail@greaterhume.nsw.gov.au](mailto:mail@greaterhume.nsw.gov.au)

Dear Ms Arnold

Members of the community have contacted Heritage NSW to request an interim heritage order (IHO) to protect the building at 55 Commercial Street, Walla Walla from demolition.

I understand that the item does not have any statutory heritage protection, despite recognition of the building having heritage significance through inclusion in a heritage conservation area in the Greater Hume Development Control Plan 2013.

I am aware that Council has approved a development proposal for the site which includes demolition of the existing single storey building and associated outbuilding at 55 Commercial Street, Walla Walla.

An IHO serves to safeguard a property for a temporary period of 12 months while its potential heritage significance is assessed and, if appropriate, a heritage listing process is completed. While an IHO is in place, any activities set out in section 57(1) of the *Heritage Act 1977* (save for specific exemptions), require approval under the *Heritage Act 1977*.

The recognition and protection of local heritage are the responsibility of local councils. In this instance Council cannot make an IHO under delegation due to the active development consent for demolition. If Council is willing to consider local heritage listing of the item, Council can request the Minister make an IHO on Council's behalf. This would allow time for Council to complete a heritage assessment and listing process, if appropriate.

I encourage Council to work with the Walla Walla community to protect the heritage values of the item and consider the possibility of listing 55 Commercial Street on the Greater Hume Local Environmental Plan 2012.

Should Heritage NSW be able to assist or you would like to discuss this further, please contact Ms Taryn Gooley, A/Manager, Heritage Programs South – Heritage NSW, Department of Planning and Environment, on (02) 9873 8513 or [taryn.gooley@environment.nsw.gov.au](mailto:taryn.gooley@environment.nsw.gov.au) .

Yours sincerely



Sam Kidman  
Executive Director  
Heritage NSW  
Department of Planning and Environment  
21 December 2023

## GREATER HUME SHIRE COUNCIL

Schedule of the Director Corporate Community Services' Schedule of Information to Council Meeting -  
Wednesday 21st February, 2024


**COMBINED BANK ACCOUNT FOR THE MONTH ENDED 31st December 2023*****CASHBOOK RECONCILIATION***

	<b>General Fund</b>	<b>Trust Fund</b>
General Ledger Cashbook Balance as at 1st December 2023	<b>-104,624.02</b>	<b>43,771.06</b>
Cashbook Movement as at 31st December 2023	94,827.53	-560.48
Less: Term Deposits included in Cashbook Balance (Trust only)	0.00	0.00
General Ledger Cashbook Balance as at 31st December 2023	<b><u>-9,796.49</u></b>	<b><u>43,210.58</u></b>

***BANK STATEMENT RECONCILIATION***

Bank Statement Balance as at 31st December 2023	NAB	\$0.00	43,210.58
	Hume	\$5,184.85	
	Bendigo	\$380.15	
	WAW	\$0.00	
	<b>Total</b>	<b><u>5,565.00</u></b>	<b><u>43,210.58</u></b>
(LESS) Unpresented Cheques as at 31st December 2023		-20,674.94	0.00
(LESS) Unpresented EFT Payments as at 31st December 2023		0.00	0.00
PLUS Outstanding Deposits as at 31st December 2023		5,313.45	0.00
PLUS / (LESS) Unmatched Cashbook Transactions 31st December 2023		0.00	0.00
Cashbook Balance as at 31st December 2023		<b><u>-9,796.49</u></b>	<b><u>43,210.58</u></b>

I certify that all of Council's surplus funds have been invested in accordance with the Act, the regulations and Council's investment policies and that all cheques drawn have been checked and are fully supported by vouchers and invoices and have been certified for payment.

  
Responsible Accounting Officer  
2 January 2024

This is page no.1 of Schedule No.1 of the Director Corporate & Community Services' Schedule of Information to Ordinary Council Meeting held on 21st February 2024

\_\_\_\_\_  
GENERAL MANAGER

\_\_\_\_\_  
MAYOR



## GREATER HUME SHIRE COUNCIL

Schedule of the Director Corporate Community Services' Schedule of Information to Council Meeting -  
Wednesday 21st February, 2024

**COMBINED BANK ACCOUNT FOR THE MONTH ENDED 31st January 2024****CASHBOOK RECONCILIATION**

	<b>General Fund</b>	<b>Trust Fund</b>
General Ledger Cashbook Balance as at 1st January 2024	<b>-9,796.49</b>	<b>43,210.58</b>
Cashbook Movement as at 31st January 2024	-611,438.89	0.00
Less: Term Deposits included in Cashbook Balance (Trust only)	0.00	0.00
General Ledger Cashbook Balance as at 31st January 2024	<b><u>-621,235.38</u></b>	<b><u>43,210.58</u></b>

**BANK STATEMENT RECONCILIATION**

Bank Statement Balance as at 31st January 2024	NAB	\$0.00	43,210.58
	Hume	\$5,106.47	
	Bendigo	-\$10.00	
	WAW	\$0.00	
	<b>Total</b>	<b><u>5,096.47</u></b>	<b><u>43,210.58</u></b>
(LESS) Unpresented Cheques as at 31st January 2024		-8,761.33	0.00
(LESS) Unpresented EFT Payments as at 31st January 2024		0.00	0.00
PLUS Outstanding Deposits as at 31st January 2024		-617,570.52	0.00
PLUS / (LESS) Unmatched Cashbook Transactions 31st January 2024		0.00	0.00
Cashbook Balance as at 31st January 2024		<b><u>-621,235.38</u></b>	<b><u>43,210.58</u></b>

I certify that all of Council's surplus funds have been invested in accordance with the Act, the regulations and Council's investment policies and that all cheques drawn have been checked and are fully supported by vouchers and invoices and have been certified for payment.

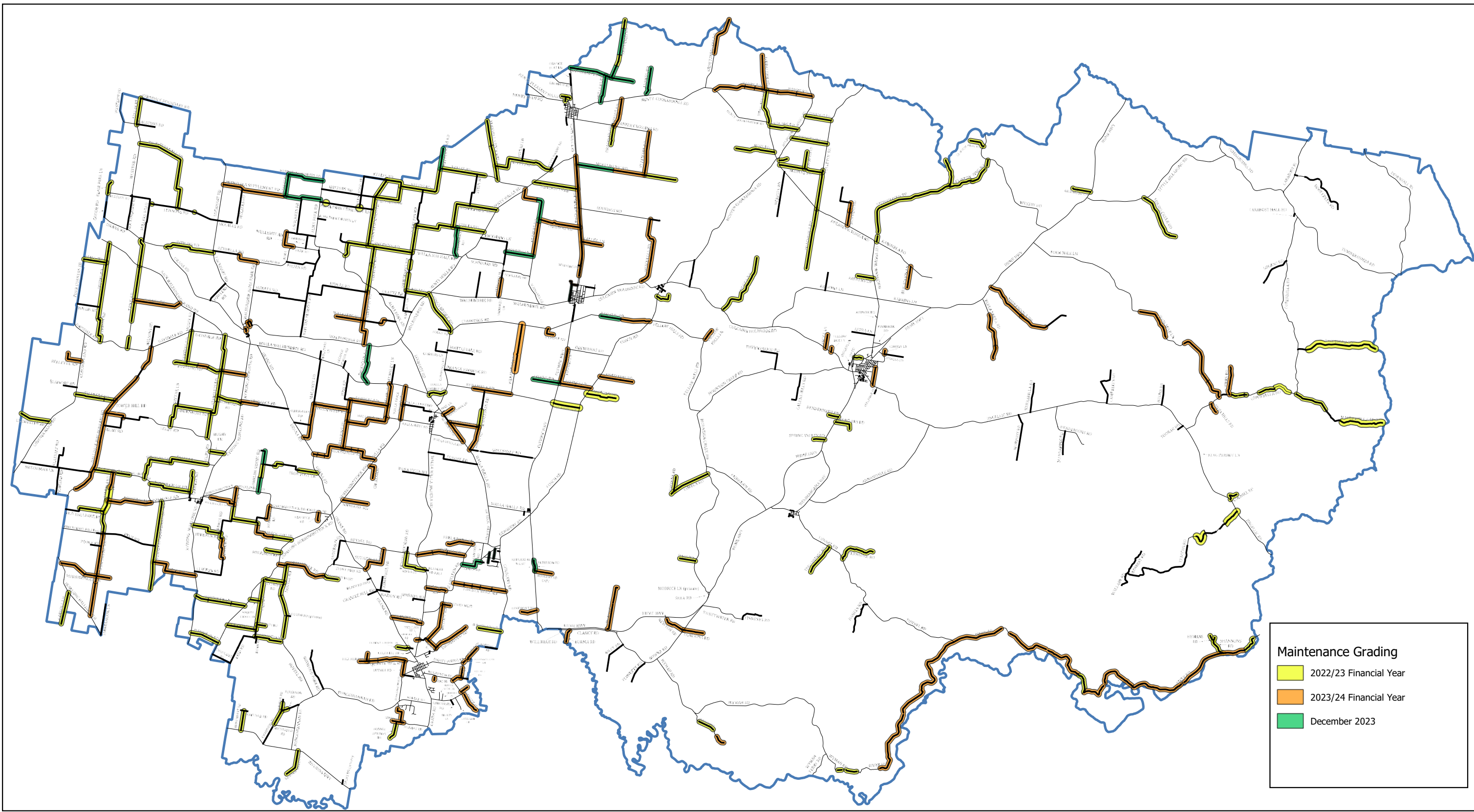
*Dean Hart*

Responsible Accounting Officer  
1 February 2024

This is page no.1 of Schedule No.1 of the Director Corporate & Community Services' Schedule of Information to Ordinary Council Meeting held on 15th February 2024

GENERAL MANAGER

MAYOR



**Maintenance Grading**

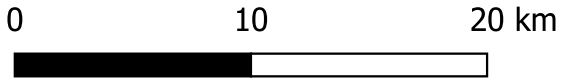
- 2022/23 Financial Year
- 2023/24 Financial Year
- December 2023



Greater Hume Council

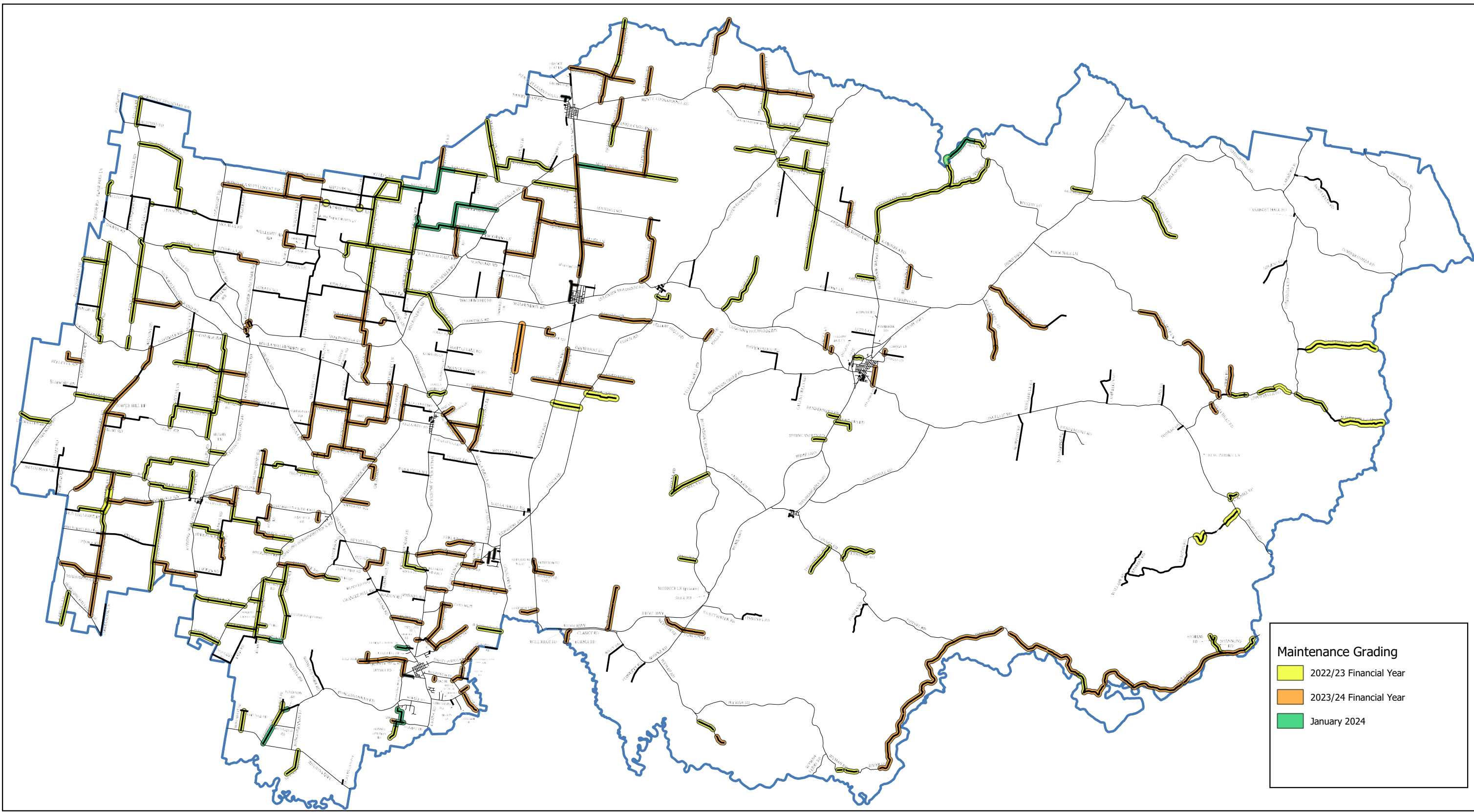
# Greater Hume Local Government Area

## Maintenance Grading 2023 - December



Electronic Version is the controlled version. Printed copies are considered uncontrolled. Before using a printed copy verify that it is the current version.

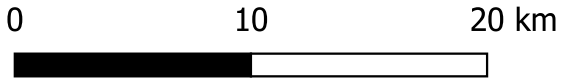
Document Name	Working doc file path	Version Number	Date of Issue	Review Date
Maintenance grading December	G:\Projects&Maps\## Maintenance Grading\Maintenance Grading.qgz	1	2024-02-07	2025-02-07



Greater Hume Council

# Greater Hume Local Government Area

## Maintenance Grading 2024 - January



Electronic Version is the controlled version. Printed copies are considered uncontrolled. Before using a printed copy verify that it is the current version.

Document Name	Working doc file path	Version Number	Date of Issue	Review Date
Maintenance grading January	G:\Projects&Maps\## Maintenance Grading\Maintenance Grading.qgz	1	2024-02-07	2025-02-07







## Applications Approved



c\_dm073

Approved Between 1/12/2023 and 31/01/2024

01/02/2024

Application No.	Location	Development Type	Est. Cost	Received	Determination		Total Elapsed Days	Stop Days	Adjusted Elapsed Days
DA/2022/245	Applicant: Willis Engineering Pty Ltd 7 Yankee Crossing RD HENTY Lot: 25 DP: 1099296	General Industry - demolition of existing structures, construction of	\$125,400	2/12/2022	Approved	23/01/2024	82	336	82
DA/2023/112	Applicant: SLR Consulting Australia Pty Ltd 51 Albury ST HOLBROOK Lot: 1 DP: 260516	Section 4.55(1A) Modification to the Architectural Plans	\$870,800	3/11/2023	Approved	4/12/2023	32	0	32
DA/2023/142	Applicant: A J Atherton 10 Byng ST HOLBROOK Lot: 3 Sec: 10 DP: 758522	Two (2) Lot Torrens Title Subdivision	\$40,000	9/11/2023	Approved	19/01/2024	6	66	6
DA/2023/145	Applicant: Jindera Pioneer Museum & 118 Urana ST JINDERA Lot: 102 DP: 572251	New Building with a Large Outdoor Area	\$800,000	17/10/2023	Approved	20/12/2023	65	0	65
DA/2023/146	Applicant: C J Lewis 78 Henty Walla RD HENTY Lot: 2 DP: 250519	Construction of Shed	\$100,000	3/11/2023	Approved	14/12/2023	42	0	42
DA/2023/152	Applicant: Albury Demolitions 1348 Kywong Howlong RD JINDERA Lot: 55 DP: 753743	Demolition of Single Storey Residential Structure	\$29,920	27/11/2023	Approved	15/01/2024	50	0	50
DA/2023/154	Applicant: B J Scholz Smith ST HENTY Lot: 146 DP: 753741	Construction of Shed for Parking Caravan and Vintage Farm Machinery	\$80,000	3/11/2023	Approved	16/01/2024	59	16	59
DA/2023/155	Applicant: G R Ledgard 24 Pomegranate DR JINDERA Lot: 214 DP: 1237080	Install Shipping Container for Storage	\$4,000	10/11/2023	Approved	22/01/2024	74	0	74

## Applications Approved

c\_dm073

Approved Between 1/12/2023 and 31/01/2024

01/02/2024

Application No.	Location	Development Type	Est. Cost	Received	Determination	Total Elapsed Days	Stop Days	Adjusted Elapsed Days	
DA/2023/156	Applicant: J A Shain 134 Greenwood RD GEROGERY Lot: 3 DP: 1273275	Construction of a single storey dwelling	\$130,000	3/11/2023	Approved	1/12/2023	29	0	29
DA/2023/157	Applicant: S J Cannon 1 Stan DR JINDERA Lot: 21 DP: 1283607	New Shed	\$15,000	27/11/2023	Approved	20/12/2023	24	0	24
DA/2023/158	Applicant: J Franzin 4-6 King ST BROCKLESBY Lot: 197 DP: 753724	New Shed	\$0	7/11/2023	Withdrawn	24/01/2024	79	0	79
DA/2023/160	Applicant: Peter Bowen Homes 3 Krause CT JINDERA Lot: 303 DP: 1292447	New Dwelling & Garage	\$526,887	30/11/2023	Approved	15/01/2024	20	67	20
DA/2023/161	Applicant: T D Jones 225 Hueske RD JINDERA Lot: 106 DP: 1155572	Alterations and Additions to Existing Dwelling	\$165,000	3/11/2023	Approved	14/12/2023	42	0	42
DA/2023/162	Applicant: Shed Boss 3 Krause CT JINDERA Lot: 303 DP: 1292447	New Shed	\$71,699	30/11/2023	Approved	15/01/2024	20	67	20
DA/2023/163	Applicant: M J Webb 35 Billabong ST WALBUNDRIE Lot: 8 Sec: 8 DP: 759034	Two Pergola Extensions and Stairway	\$12,000	10/11/2023	Approved	7/12/2023	28	0	28
DA/2023/165	Applicant: D A Lockhart 286 Gerogery West RD GEROGERY Lot: 3 DP: 1182415	Demolition of Existing House and Removal of all Associated Materials	\$25,000	24/11/2023	Approved	14/01/2024	52	0	52



## Applications Approved



c\_dm073

Approved Between 1/12/2023 and 31/01/2024

01/02/2024

Application No.	Location	Development Type	Est. Cost	Received	Determination	Total Elapsed Days	Stop Days	Adjusted Elapsed Days	
DA/2023/168	Applicant: Albury Sheds & Patios Pty Ltd 2 Murdoch PL HOLBROOK Lot: 53 DP: 4045	New Shed and Slab	\$33,702	28/11/2023	Approved	14/01/2024	48	0	48
DA/2023/169	Applicant: Shed Boss 13 Ebenezer CT WALLA WALLA Lot: 56 DP: 851613	Colorbond Shed	\$29,864	20/12/2023	Approved	22/01/2024	34	0	34
DA/2023/170	Applicant: Shed Boss 51 Pech AVE JINDERERA Lot: 80 DP: 1224019	New Alfresco Area	\$14,207	29/11/2023	Approved	15/01/2024	48	0	48
DA/2023/172	Applicant: J C Steinke 3-5 Third ST HENTY Lot: 112 DP: 12560 Lot: 111 DP: 12560	New Dwelling and Garage and New Shed	\$648,637	27/11/2023	Approved	20/12/2023	24	0	24
DA/2023/173	Applicant: Macjac Sheds 11 Holly Tree CT JINDERERA Lot: 112 DP: 1277003	New Colorbond Shed	\$33,070	30/11/2023	Approved	22/01/2024	54	0	54
DA/2023/174	Applicant: S Wheatley 20 Millswood RD HOLBROOK Lot: 3 DP: 1176955	Construction of Three Colorbond Storage Sheds	\$320,000	11/12/2023	Approved	17/01/2024	38	0	38
DA/2023/175	Applicant: K Harrison 54 Allan ST HENTY Lot: 8 Sec: 12 DP: 758514	Back Verandah - Continued Use	\$20,000	14/12/2023	Approved	18/01/2024	36	0	36
DA/2023/176	Applicant: L W Muller 15 Kierath ST HENTY Lot: 6 Sec: 12 DP: 758514	Construction of a Shed - Continued Use	\$20,000	14/12/2023	Approved	18/01/2024	36	0	36

## Applications Approved



c\_dm073

Approved Between 1/12/2023 and 31/01/2024

01/02/2024

Application No.	Location	Development Type	Est. Cost	Received	Determination	Total Elapsed Days	Stop Days	Adjusted Elapsed Days	
DA/2023/177	Applicant: C M Mort 13 Hume ST HOLBROOK Lot: 10 Sec: 44 DP: 758522	Demolition of Old Structure and Construct New Garage/Carport	\$28,000	18/12/2023	Approved	22/01/2024	36	0	36
DA/2023/179	Applicant: Shed Boss 7 Graham ST HENTY Lot: 13 DP: 12486	Colorbond Shed	\$26,286	20/12/2023	Approved	22/01/2024	34	0	34
DA/2023/180	Applicant: Fernleigh Drafting 188 Jingellic RD HOLBROOK Lot: 241 DP: 713818	New Shed	\$160,000	18/12/2023	Approved	22/01/2024	36	0	36
DA/2023/181	Applicant: S L Klein 16 Jacob Wenke DR WALLA WALLA Lot: 80 DP: 1249844	Construct New Storage Shed	\$60,000	19/12/2023	Approved	22/01/2024	35	0	35
DA/2023/189	Applicant: N O Street 7 Munro ST CULCAIRN Lot: 13 Sec: 16 DP: 6027	New Shed	\$0	5/01/2024	Approved	29/01/2024	25	0	25
DA/2023/190	Applicant: A L Irwin 147 Coogera CCT JINDERA Lot: 911 DP: 1264008	Aboveground Swimming Pool Timber Deck & Fencing	\$15,000	22/12/2023	Approved	24/01/2024	34	0	34
DA/2024/1	Applicant: Albury Demolitions 3-5 Third ST HENTY Lot: 112 DP: 12560	Dwelling Demolition	\$31,900	11/01/2024	Withdrawn	15/01/2024	5	0	5
CDC/2023/55	Applicant: C A Heather 58 Young ST HOLBROOK Lot: 242 DP: 753340	New Shed	\$31,549	12/12/2023	Approved – Private Certifier	12/12/2023	1	0	1

## Applications Approved




c\_dm073

Approved Between 1/12/2023 and 31/01/2024

01/02/2024

Application No.	Location	Development Type	Est. Cost	Received	Determination	Total Elapsed Days	Stop Days	Adjusted Elapsed Days	
CDC/2024/1	Applicant: R D Wilton 830 Westby RD LITTLE BILLABONG Lot: 3 DP: 1009241	New Swimming Pool	\$61,000	11/01/2024	Approved	24/01/2024	14	0	14
CDC/2024/2	Applicant: J N Schoff 585 Cummings RD CULCAIRN Lot: 46 DP: 753735	Dwelling Demolition	\$30,000	12/01/2024	Approved	17/01/2024	6	0	6
CDC/2024/3	Applicant: Waterline Building Services 5 King ST BROCKLESBY Lot: 189 DP: 753724	New Dwelling and Garage	\$583,123	29/01/2024	Approved – Private Certifier	29/01/2024	1	0	1

**Report Totals & Averages****Total Number of Applications : 35****Total Estimated Cost : 5,142,044.00****Average Elapsed Calendar Days: 46.49****Average Calendar Stop Days: 11.95****Average Adjusted Calendar Days: 36.80****Total Elapsed Calendar Days: 1627.00****Total Calendar Stop Days: 418.00****Total Adjusted Calendar Days: 1288.00**

  
 Director Environment & Planning  
 Greater Hume Shire Council

**NEXT HALLMEETING MONDAY 5<sup>TH</sup> FEBRUARY 2024 AT 5.30PM****Minutes of Walla Walla Community Hall meeting held 4<sup>th</sup> December 2023**

Meeting opened by President Jeff Grosse who especially welcomed Mayor Tony Quinn and Councillor Ian Forrest.

Present: Jeff Grosse, Duina Hoffmann, Elaine Krause, Karen Ofak, Herb Sempfendorfer, Leon Schoff, Ross & Helen Krause, Mayor Tony Quinn & Councillor Ian Forrest.

Minutes of meeting Held 6<sup>th</sup> November 2023 taken as read. Moved Herb seconded Leon. Carried.

**Correspondence:**

1. Invitation for Councillors to attend our next meeting to view the Main Hall and ask what is required to make the Hall suitable. Invitations were sent to Mayor Tony Quinn , Ian Forrest & Annette Schilg.

**Treasurer's Report:**

Interest Bearing Deposit	\$16,395.25
S 18 Account	<u>\$11,526.03</u>
<u>Total funds</u>	\$27,921.28

Jeff moved this report be accepted and account paid be ratified. Seconded Elaine. Carried.

**General Business:**

1. After viewing the Main Hall Mayor Quinn spoke and advised that the Council have engaged a consultant to report on what action should be taken. He assured us that we would receive a copy of the report. After we receive this report a strategy meeting and costs will be required to plan the next stage.

The meeting was closed at 6.29pm, Jeff thanked all for attending.

12 FEB 2024

**NEXT HALL MEETING MONDAY 4<sup>TH</sup> MARCH 2024 AT 5.30PM****Minutes of Walla Walla Community Hall Committee meeting held 5<sup>th</sup> February 2024**

Meeting opened at 5.30pm by President Jeff Grosse who welcomed all.

Present: Jeff Grosse, Elaine Krause, Janet Paech, Leon Schoff, Herb Simpfendorfer, Ross & Helen Krause.

Apologies: Duina Hoffmann. Moved Elaine seconded Janet that apologies <sup>2</sup>by accepted.

Minutes of meeting held 4<sup>th</sup> December 2023 taken as read. Moved Herb seconded Elaine. Carried.

**Business out of Minutes:**

1. 2 Councillors Tony Quinn and Ian Forrest accepted our invitation to attend our meeting and to speak about the condition of the Main Hall and ask them what future requirements are needed to make it suitable for community use. They said a Consultant had been appointed to inspect the Hall and we would be notified of the results. We have not heard any reports as yet.

**Correspondence:**

1. Reminder note to all members re next meeting.
2. Letter from Council advising could we provide Council with a list of Fees and Charges for hiring equipment and facilities to be included in their Management Plan. Helen to forward this.
3. Completed Forms for Casual Hire of Facilities and Risk Assessment for Generation Life to hire the Memorial Hall 4<sup>th</sup> Sunday of each month.

**Treasurer's Report:**

Interest Bearing Deposit	\$16,395.25
S18 Account	<u>\$11,528.32</u>
Total funds`	\$27,923.57

Jeff moved this report be accepted seconded Janet. Carried.

Jeff mentioned he received a letter from Origin Energy asking were we on the right electricity plan. After speaking with Origin he has changed to a better plan and will see how it goes.

**General Business:**

1. Janet mentioned the Church is celebrating their Centenary and are asking for any past information, pictures, etc. to copy. They would like to use the Memo Hall on 18<sup>th</sup> Feb for this purpose. Janet to phone Risk Officer Nicole Pope from Council re Risk Assessment forms required.
2. Leon asked about purchasing a dishwasher for the Kitchen. We felt this was not needed at present and moved the purchase of a dishwasher be held in abeyance until the Main Hall is fixed, seconded Elaine. Carried.
3. It was asked was the Memo Hall covered with Risk Assessment Insurance for Anzac Day? Helen to contact Karen Wenke to check this.
4. Ross spoke to Ross Schilg who mentioned he had finally got a part for the Old PA System. It was discussed as to whether the Sports Pavillion needed one.
5. Herb mentioned Council was repairing the Ceiling in the Foyer from water damage but he had inspected the Kitchen and there were no leaks. He is very interested to see where the

water under the Main Hall comes from. He also mentioned that Monica was keeping the book area very tidy. Jeff thanked her for this.

There being no further business Jeff closed the meeting at 6.25pm and thanked all for attending.

Bookings:

18<sup>th</sup> February - copying and printing old Lutheran Church photos, etc.

25<sup>th</sup> February - Generation Life Riverina